



US00D352503S

United States Patent [19]
Nagele

[11] **Patent Number: Des. 352,503**
[45] **Date of Patent: ** Nov. 15, 1994**

[54] **PORTABLE TELEPHONE**

[75] Inventor: **Albert Nagele, Wilmette, Ill.**
[73] Assignee: **Motorola, Inc., Schaumburg, Ill.**
[**] Term: **14 Years**
[21] Appl. No.: **864,901**

[22] Filed: **Apr. 3, 1992**
[52] U.S. Cl. **D14/138**
[58] Field of Search 379/58-61,
379/419, 428, 433, 440; D14/138, 140, 142, 248,
147, 148, 149, 150

[56] **References Cited**
U.S. PATENT DOCUMENTS

- D. 300,742 4/1989 Soren et al. .
- D. 304,189 10/1989 Nagele et al. .
- D. 305,427 1/1990 Soren et al. .
- D. 326,262 5/1992 Soren et al. D14/248 X
- D. 327,059 6/1992 Chu et al. D14/138
- D. 328,294 7/1992 Stilley D14/138
- D. 336,087 6/1993 Siddoway et al. D14/138
- 5,014,346 5/1991 Phillips et al. D14/138 X

OTHER PUBLICATIONS

Telecommunications, Dec. 1990, p. 22, phone at upper right.
Electronics, Jun. 1990, Motorola ad, phone therein.
People Dec. 1987, Panasonic ad, phone therein.

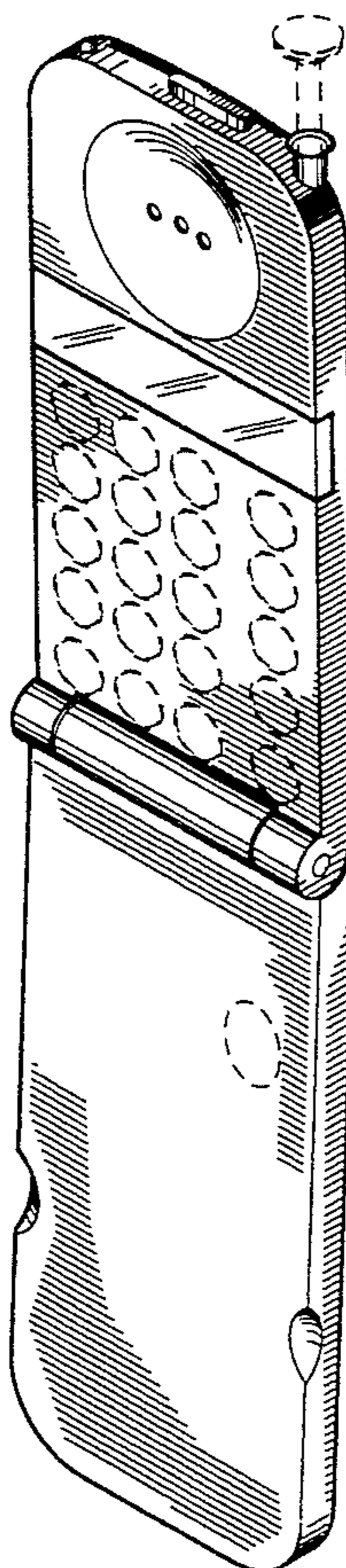
Primary Examiner—Nelson C. Holtje
Assistant Examiner—Jeffrey Asch
Attorney, Agent, or Firm—Kirk W. Dailey

[57] **CLAIM**

The ornamental design for a portable telephone, as shown and described.

DESCRIPTION

FIG. 1 is a front, top, and right side perspective view of a portable telephone showing my new design;
FIG. 2 is a front, top, and right side perspective view in a closed position;
FIG. 3 is a rear elevational view;
FIG. 4 is a left side elevational view;
FIG. 5 is a left side elevational view in a closed position; and,
FIG. 6 is a bottom plan view thereof in a closed position.
The broken line disclosure in FIGS. 1-5 is for illustrative purposes only and forms no part of the claimed design.



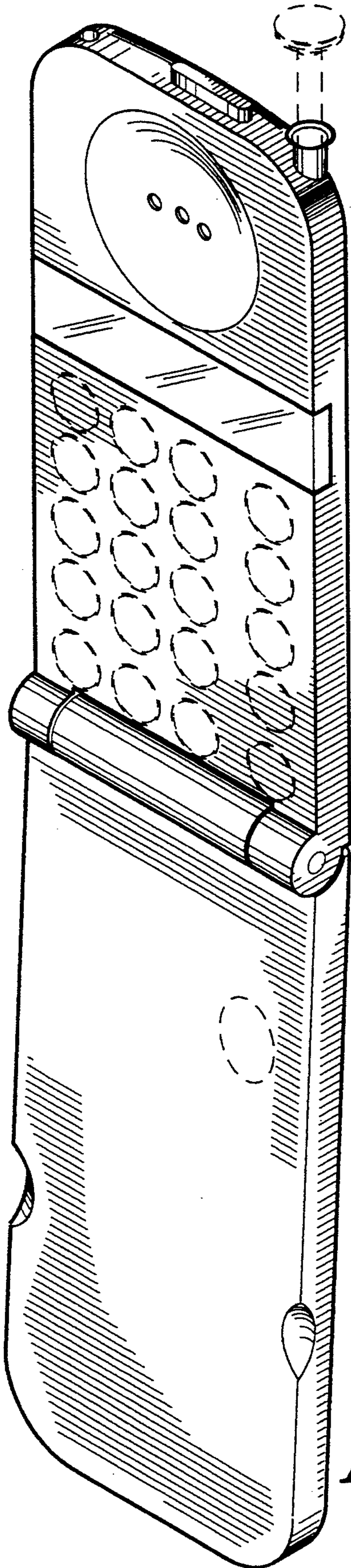


FIG. 1

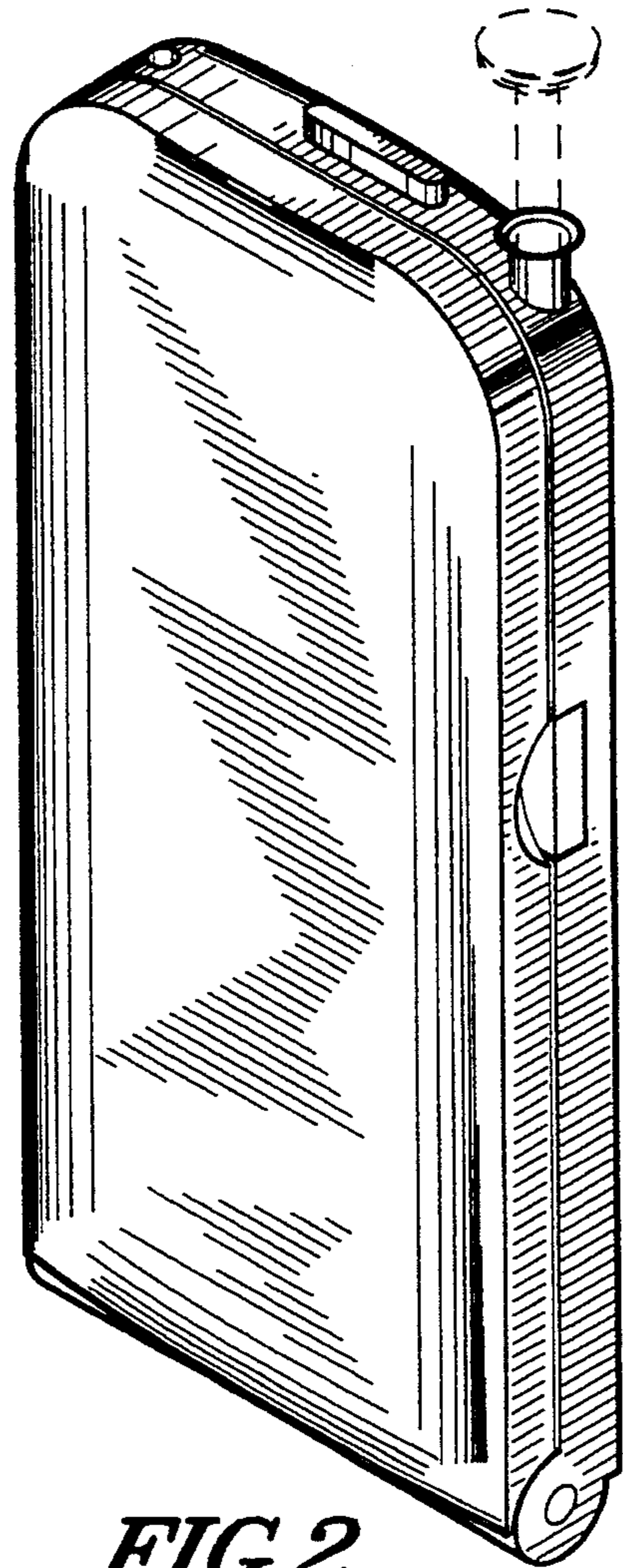


FIG. 2



FIG. 6




FIG. 3

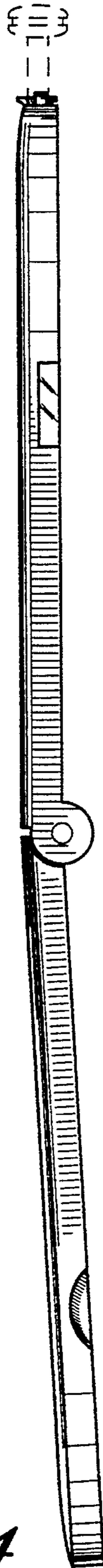


FIG. 4



FIG. 5