



US00D352477S

United States Patent [19]

[11] Patent Number: **Des. 352,477**

Yang

[45] Date of Patent: **** Nov. 15, 1994**

[54] **ORNAMENT**

[76] Inventor: **Chin-Sheng, Yang** 4 Fr. No. 26, Lane
358 Yung An Street, Tainan,
Taiwan, Prov. of China

[**] Term: **14 Years**

[21] Appl. No.: **11,303**

[22] Filed: **Jul. 30, 1993**

[52] U.S. Cl. **D11/121**

[58] Field of Search 428/7, 11; D11/117,
D11/125, 121, 131, 157

[56] **References Cited**

U.S. PATENT DOCUMENTS

D. 178,821 9/1956 Bendzin D11/121

D. 202,192 9/1965 Burnbaum D11/121
D. 275,269 8/1984 Sun D11/121
D. 346,134 4/1994 Chin-Sheng D11/157
4,996,087 2/1991 Rehstock 428/11

Primary Examiner—Bernard Ansher
Assistant Examiner—Dominic Simone
Attorney, Agent, or Firm—Pro-Techtor International

[57] **CLAIM**

The ornamental design for a ornament, as shown.

DESCRIPTION

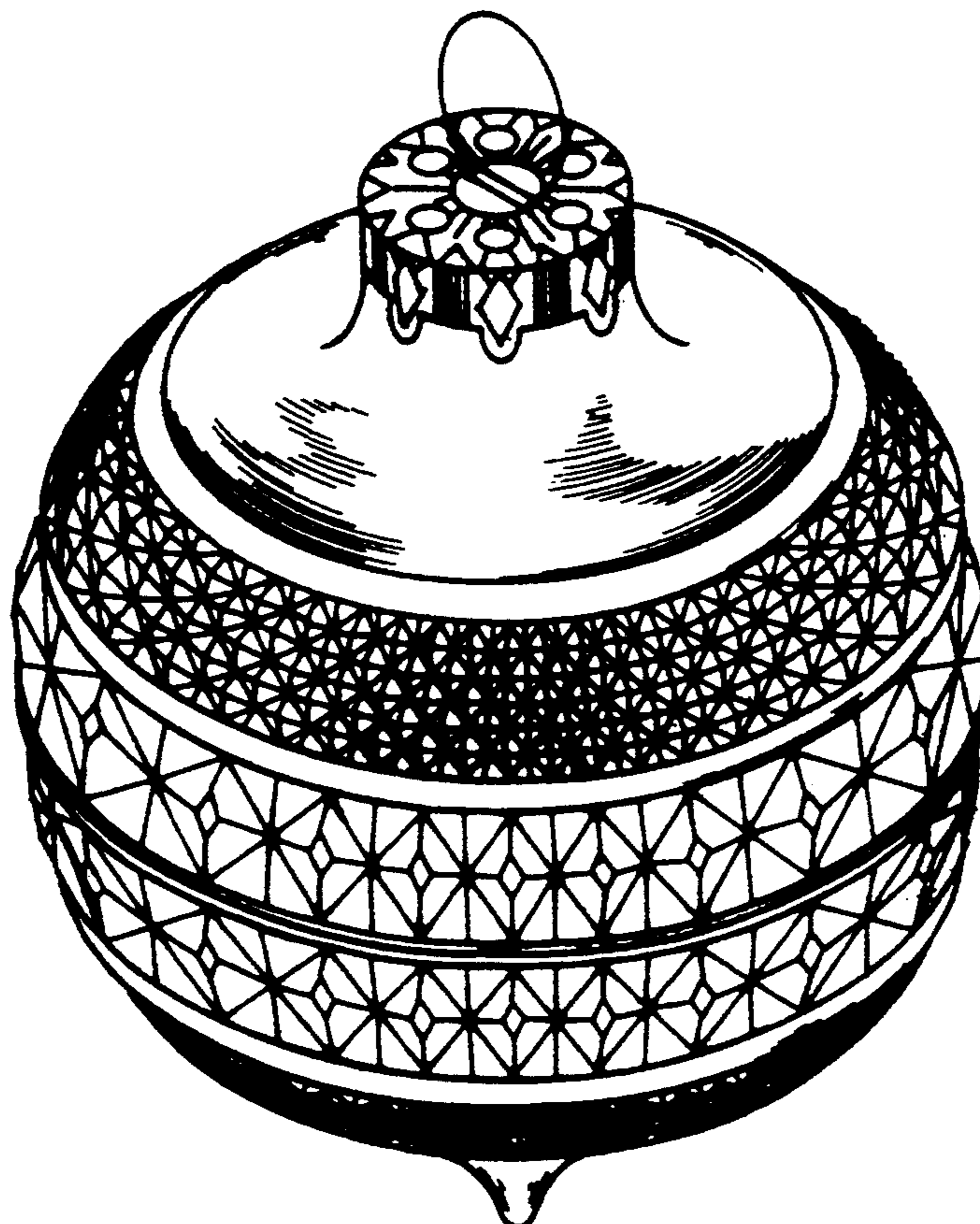
FIG. 1 is a perspective view of an ornament showing my new design;

FIG. 2 is a top plan view thereof;

FIG. 3 is a front elevational view thereof;

FIG. 4 is a bottom plan view thereof; and,

FIG. 5 is a side elevational view thereof.






FIG. 1




FIG. 2

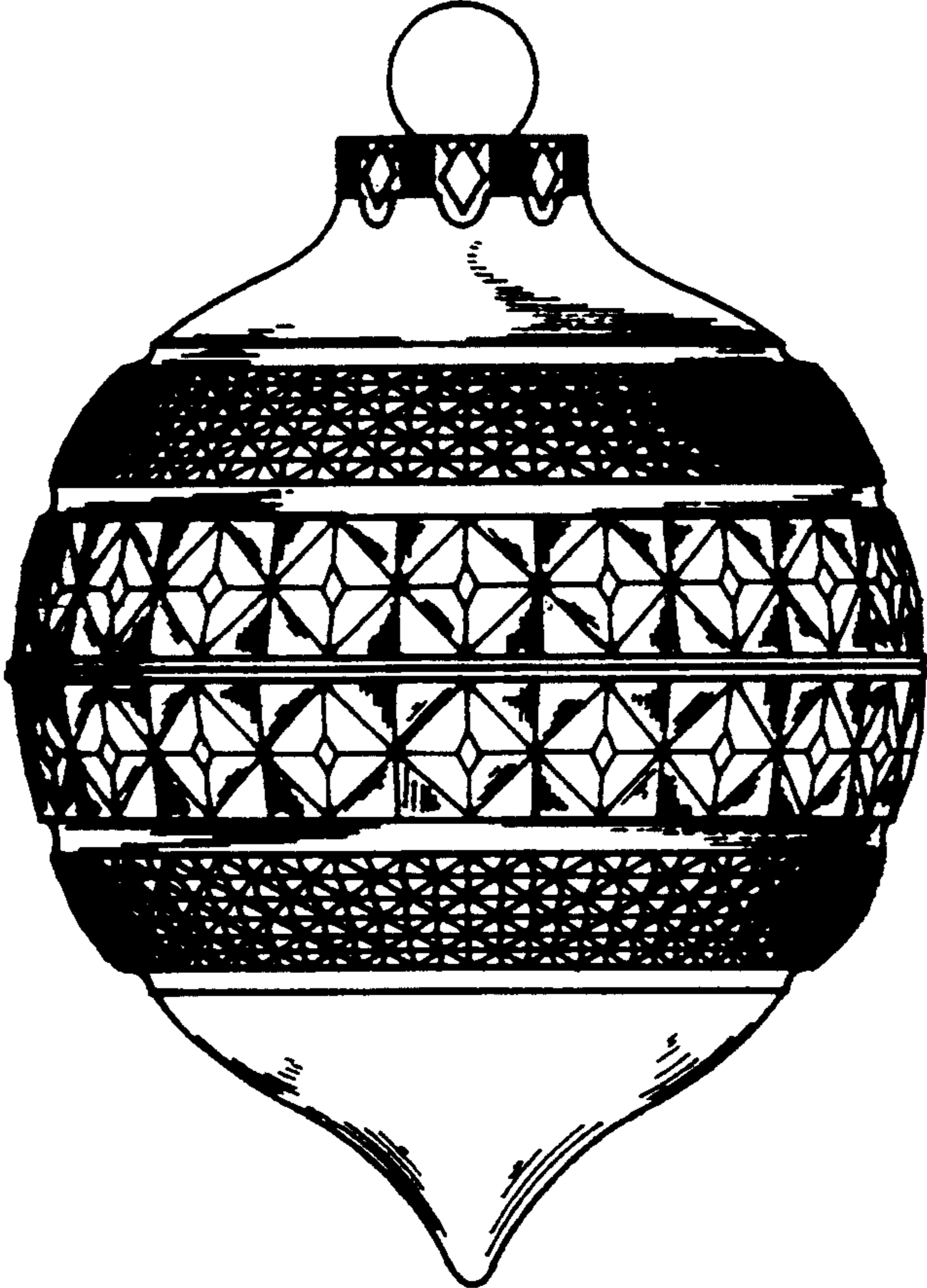


FIG. 3




FIG. 4

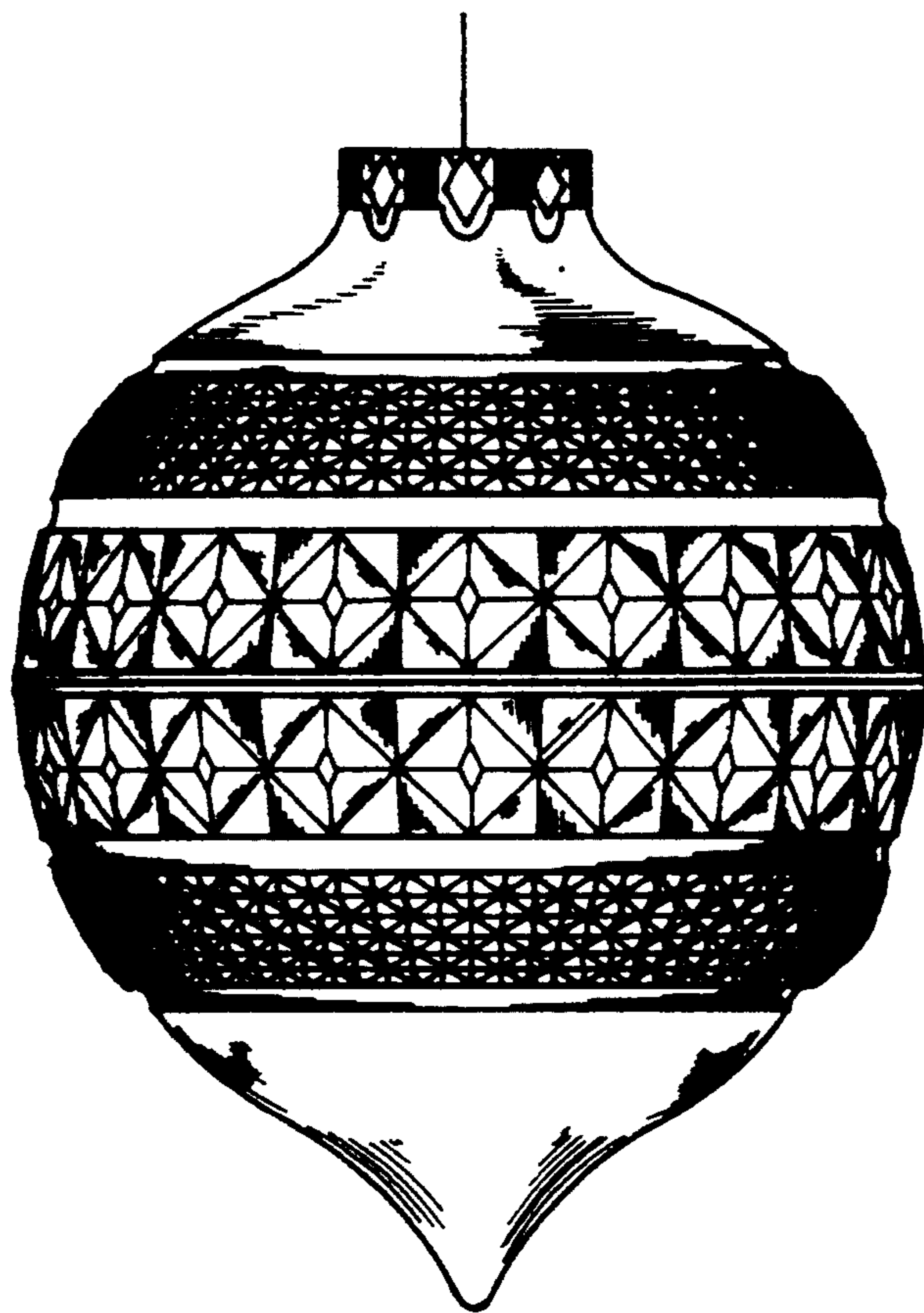


FIG. 5