



US00D352471S

# United States Patent [19]

[11] Patent Number: **Des. 352,471**

**Besson**

[45] Date of Patent: **\*\* Nov. 15, 1994**

[54] **WATCH**

[75] Inventor: **Francis Besson, La Chaux-de-Fonds, Switzerland**

D. 151,301	10/1948	Tuffo .....	D10/128 X
D. 251,056	2/1979	Perrin .....	D10/39
D. 302,133	7/1989	Woomer .....	D10/39
2,069,453	2/1937	Lazrus .....	368/281

[73] Assignee: **Girard-Perregaux SA, La Chaux-de-Fonds, Switzerland**

### OTHER PUBLICATIONS

[\*\*] Term: **14 Years**

*Jeweler's Circular-Keystone*—Mar. 1988—p. 82—watch at top-left.

[21] Appl. No.: **926,862**

*European Jeweler*—Feb. 1983—p. 49—watches at top-right.

[22] Filed: **Aug. 6, 1992**

*Jeweler's Circular-Keystone*—1986 © p. 202—watches at top.

### [30] Foreign Application Priority Data

*Primary Examiner*—Nelson C. Holtje  
*Attorney, Agent, or Firm*—McGlew and Tuttle

Mar. 30, 1992 [XH] Hague Agreement .... DMA/001747

[52] U.S. Cl. .... **D10/39**

### [57] CLAIM

[58] Field of Search ..... 368/280, 282, 285;  
D10/1-40, 122-132

The ornamental design for a watch, as shown and described.


### [56] References Cited

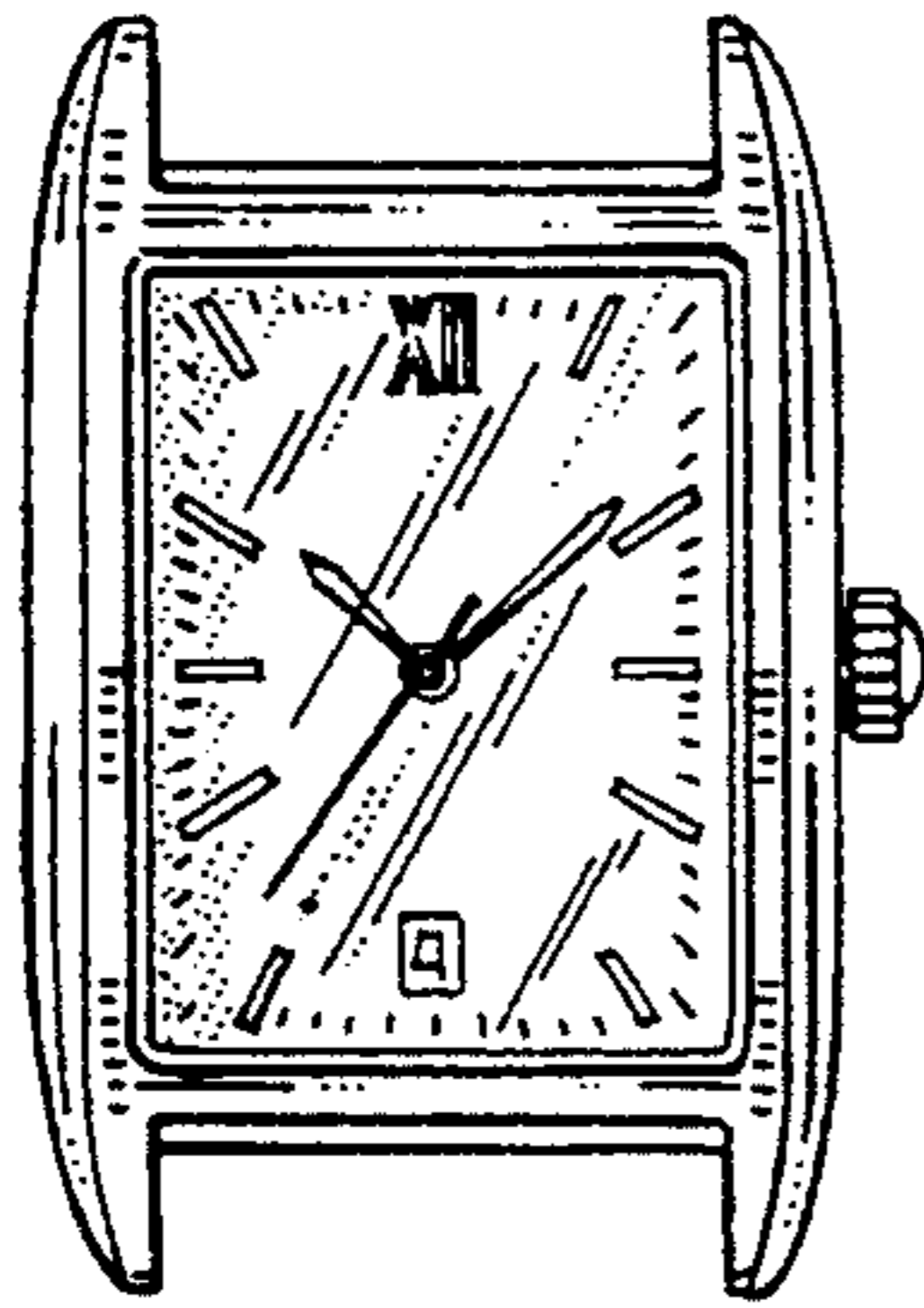
### DESCRIPTION

#### U.S. PATENT DOCUMENTS

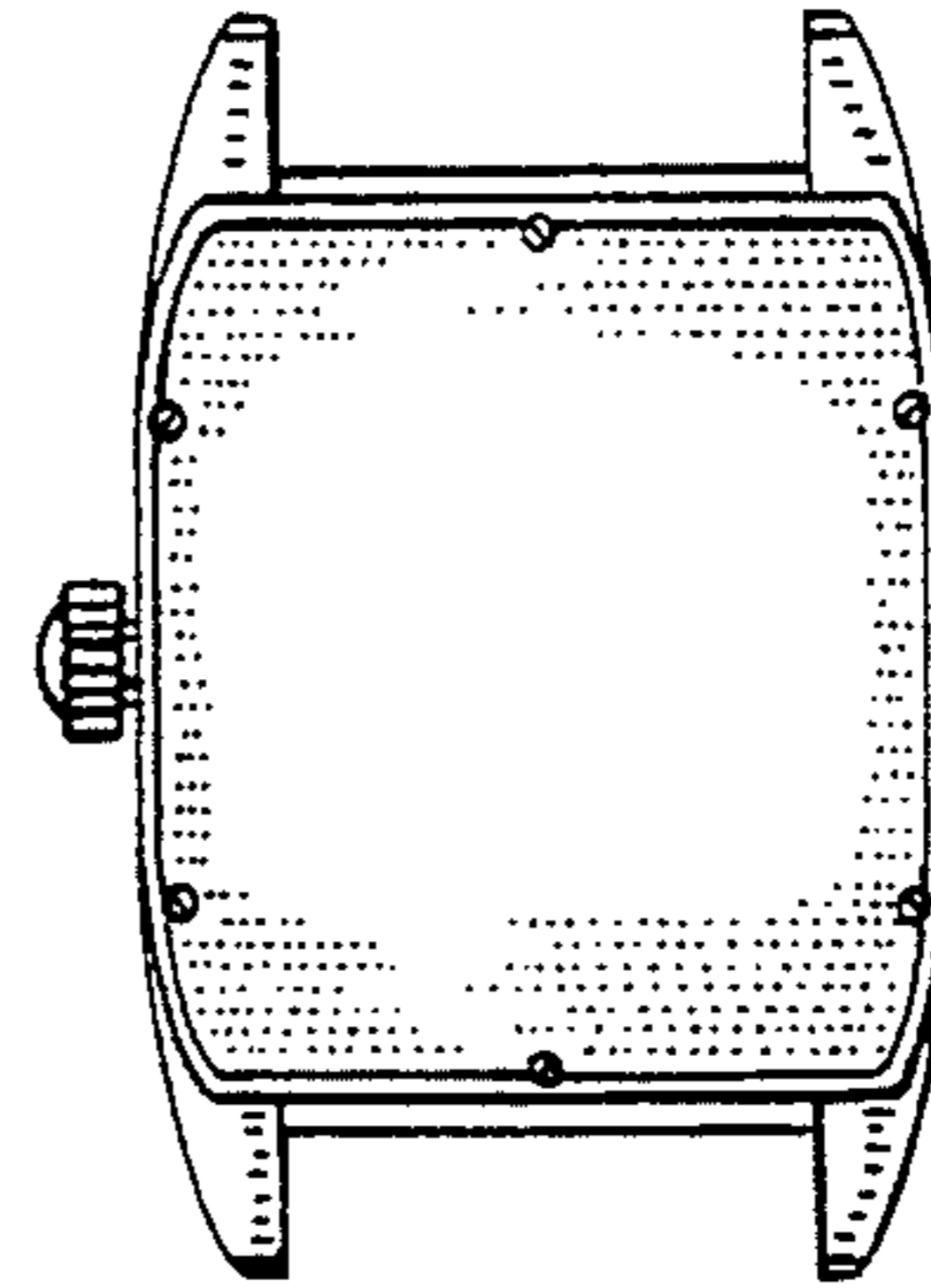
D. 101,076	9/1936	Wadsworth .....	D10/39
D. 108,734	3/1938	Merz .....	D10/38
D. 108,735	3/1938	Merz .....	D10/38
D. 108,739	3/1938	Merz .....	D10/38
D. 111,530	9/1938	Wuischpard .....	D10/38
D. 112,797	1/1939	Stegeman .....	D10/38

FIG. 1 is a top plan view of my new watch;  
FIG. 2 is a bottom plan view of the design of FIG. 1;  
FIG. 3 is a right side view of the design of FIG. 1;  
FIG. 4 is a left side view of the watch of FIG. 1;  
FIG. 5 is a front end view of the watch of FIG. 1;  
FIG. 6 is a rear end view of the watch of FIG. 1; and,  
FIG. 7 is a perspective view of the watch of FIG. 1.

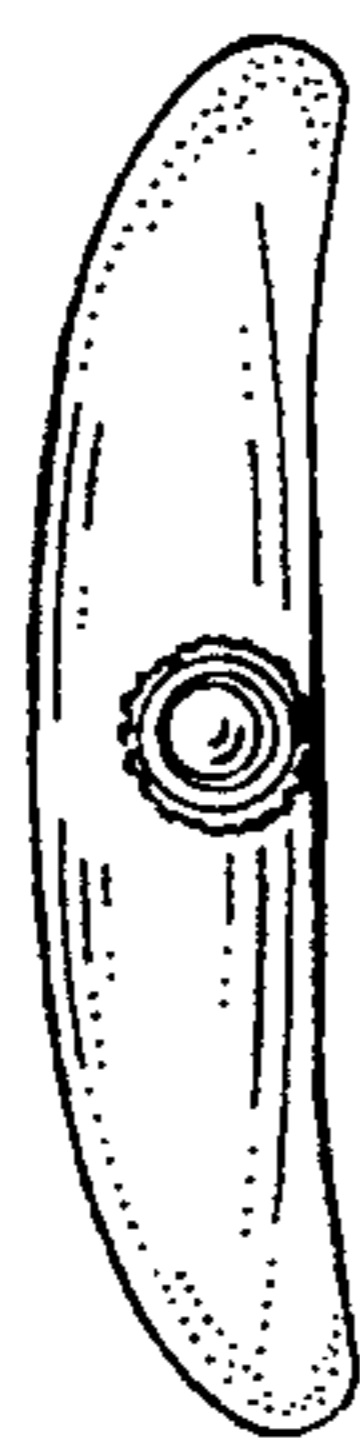





*FIG. 1*




*FIG. 2*




*FIG. 3*




*FIG. 4*



*FIG. 6*



*FIG. 5*



*FIG. 7*