



US00D352467S

United States Patent [19] Ito

[11] Patent Number: **Des. 352,467**
[45] Date of Patent: **** Nov. 15, 1994**

- [54] **WRISTWATCH**
- [75] Inventor: **Akie Ito, Tokyo, Japan**
- [73] Assignee: **Seikosha Co., Ltd., Japan**
- [**] Term: **14 Years**
- [21] Appl. No.: **1,964**
- [22] Filed: **Nov. 25, 1992**
- [52] U.S. Cl. **D10/32; D10/33; D11/3**
- [58] Field of Search **368/223, 228, 232, 276-277, 368/280-282, 285; D10/1-40, 122-132; D11/3, 5**

2,506,134 5/1950 Burchell 368/232 X

FOREIGN PATENT DOCUMENTS

342595 2/1931 United Kingdom 368/229

OTHER PUBLICATIONS

- Hong Kong Enterprise Toys '90* p. 453—top row of watch bands.
- Timepieces*—Jun. 1989—p. 14—center column of watchbands.
- Hong Kong Enterprise*—Jan. 1986—p. 199 —watch at bottom-center.
- Goldschmiede Zeitung*—Jan. 1985—p. 38—clock at bottom-right.

[56] **References Cited**
U.S. PATENT DOCUMENTS

- D. 18,272 4/1888 Lawson D10/126 X
- D. 90,144 6/1933 Wagner D10/126
- D. 116,591 9/1939 Croisier D10/33
- D. 211,538 6/1968 Liem D11/5
- D. 251,831 5/1979 Putnam D11/5 X
- D. 301,983 7/1989 Benoit-Pequignet D10/32
- D. 301,985 7/1989 Benoit-Pequignet D10/32
- D. 309,114 7/1990 Benoit-Pequignet D10/33
- D. 334,000 3/1993 Kaneko D11/3
- D. 334,544 4/1993 Kaneko D11/3
- D. 334,545 4/1993 Kaneko D11/3
- D. 334,899 4/1993 Kaneko D11/3
- D. 335,636 5/1993 Kaneko D11/3
- D. 344,468 2/1994 Kaneko D11/3


Primary Examiner—Nelson C. Holtje
Attorney, Agent, or Firm—Bruce L. Adams; Van C. Wilks

[57] CLAIM

The ornamental design for a wristwatch, as shown and described.

DESCRIPTION

- FIG. 1 is a front elevational view of a wristwatch showing my new design;
- FIG. 2 is a rear elevational view thereof;
- FIG. 3 is a top plan view thereof;
- FIG. 4 is a bottom plan view thereof;
- FIG. 5 is a left side elevational view thereof; and,
- FIG. 6 is a right side elevational view.



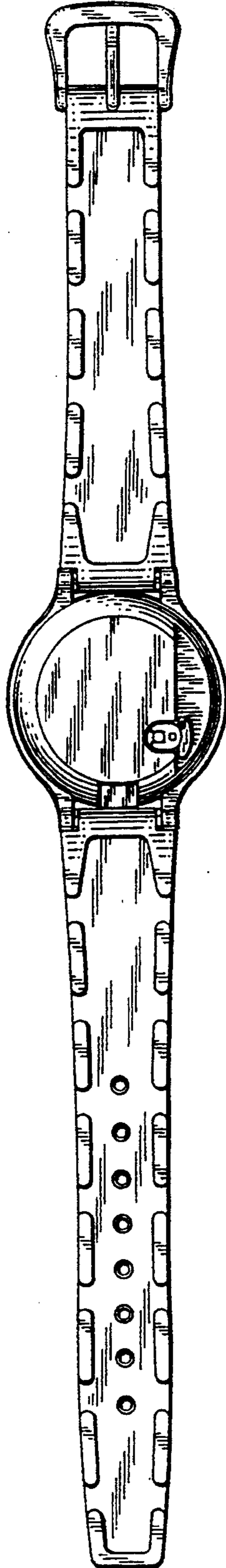



FIG. 3



FIG. 4

FIG. 5

FIG. 1

FIG. 2

FIG. 6