



US00D352465S

# United States Patent [19] Ventrella

[11] Patent Number: **Des. 352,465**  
[45] Date of Patent: **\*\* Nov. 15, 1994**

[54] WATCH

[75] Inventor: **Roberto Ventrella**, Naples, Italy  
[73] Assignee: **Courm, Ries, Bannwart et Co S.A.**,  
La Chaux de Fonds, Switzerland  
[\*\*] Term: **14 Years**  
[21] Appl. No.: **954,080**  
[22] Filed: **Sep. 30, 1992**

[30] Foreign Application Priority Data  
Apr. 2, 1992 [XH] Hague Agreement ... DM/022 538  
[52] U.S. Cl. .... **D10/32**  
[58] Field of Search ..... 368/280-282,  
368/285; D10/1-40, 122-132; D11/4

[56] References Cited  
U.S. PATENT DOCUMENTS  
D. 202,436 11/1976 Nilson ..... D10/30  
D. 313,939 1/1991 Benoit-Pequignet ..... D10/32  
4,757,485 7/1988 Man ..... 368/282 X

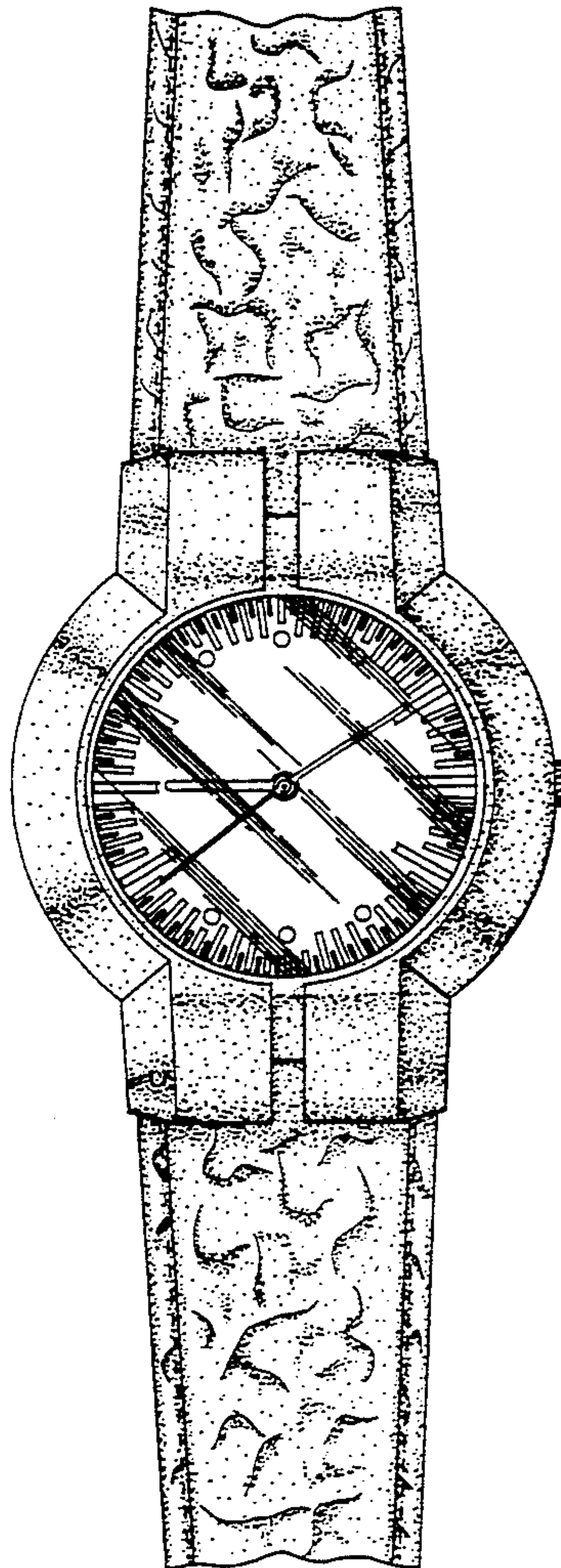
### OTHER PUBLICATIONS

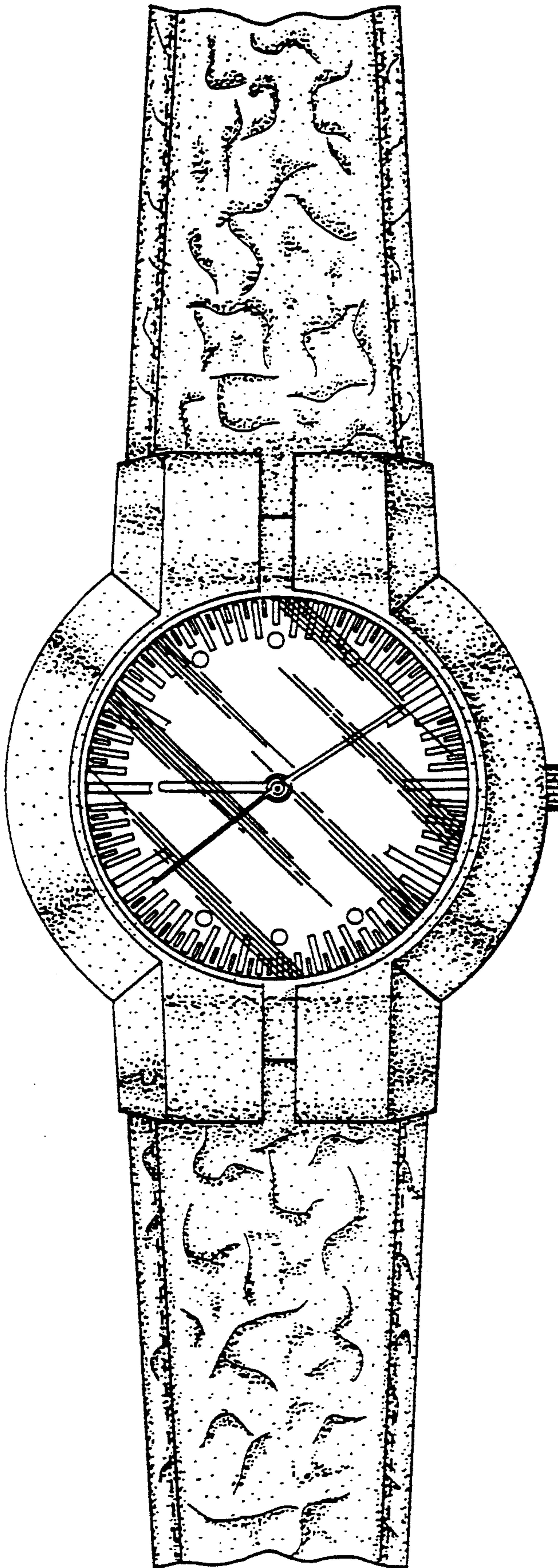
*Swiss Watch & Jewelry, Journal*—Jan. 1981 p. 20—Coin  
Watches.  
*Swiss Watch & Jewelry Journal*—Feb. 1977—p. 241—  
Watches at Right.  
*European Jeweler*—Jun. 1974—p. 41—Watches.  
*Jeweler's Circular-Keystone*—Sep. 1974—p. 53—Wat-  
ches.  
*Primary Examiner*—Nelson C. Holtje  
*Attorney, Agent, or Firm*—McGlew and Tuttle

[57] CLAIM  
The ornamental design for a watch, as shown and de-  
scribed.

### DESCRIPTION

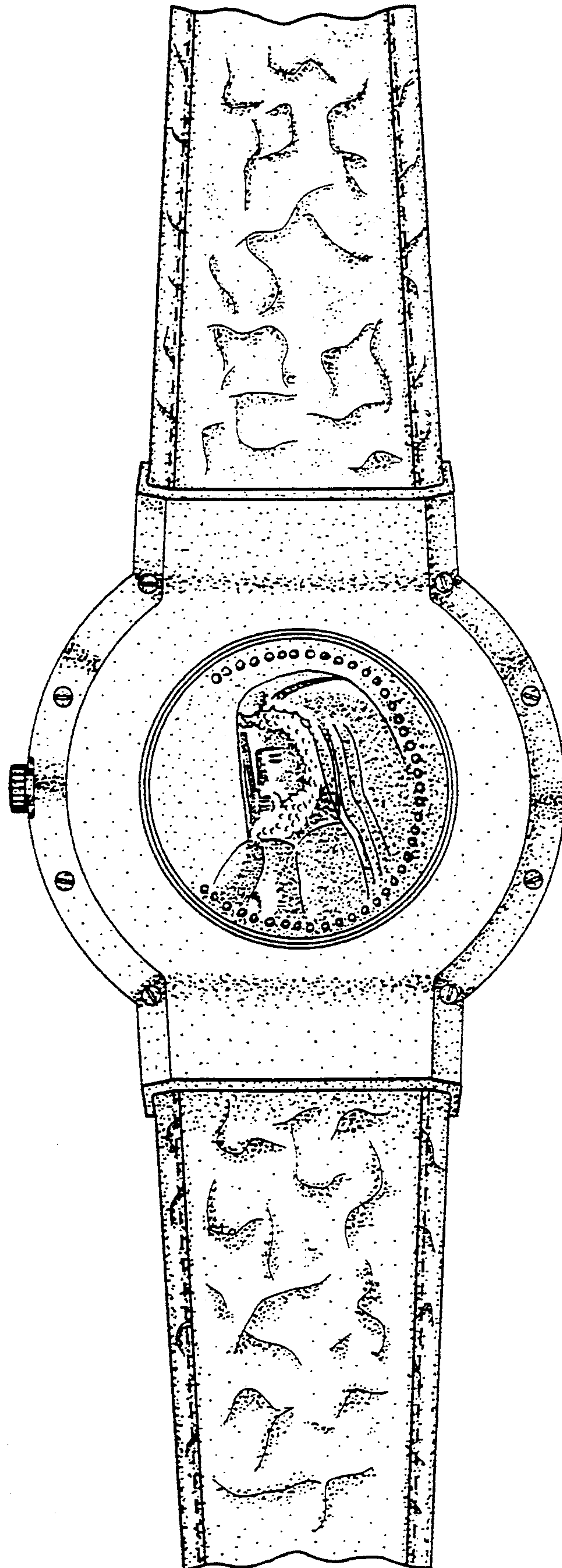
FIG. 1 is a top view of my new watch;  
FIG. 2 is a bottom of the watch of FIG. 1;  
FIG. 3 is a right side view of the watch of FIG. 1;  
FIG. 4 is a left side view of the watch of FIG. 1;  
FIG. 5 is a front end view of the watch of FIG. 1; and,  
FIG. 6 is a rear end view of the watch of FIG. 1.



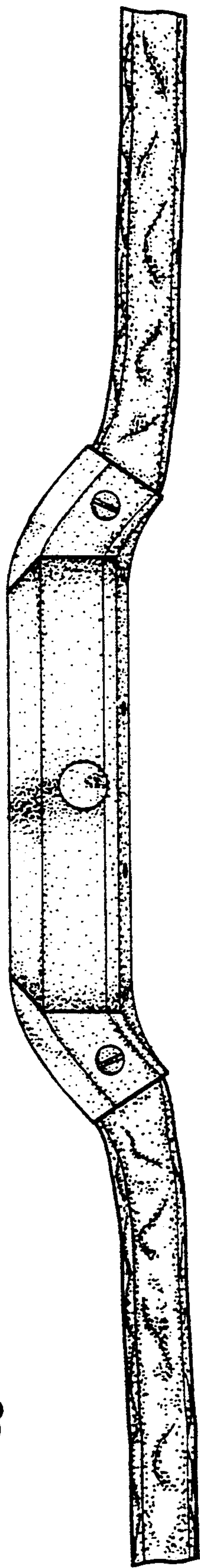


**Fig .1**






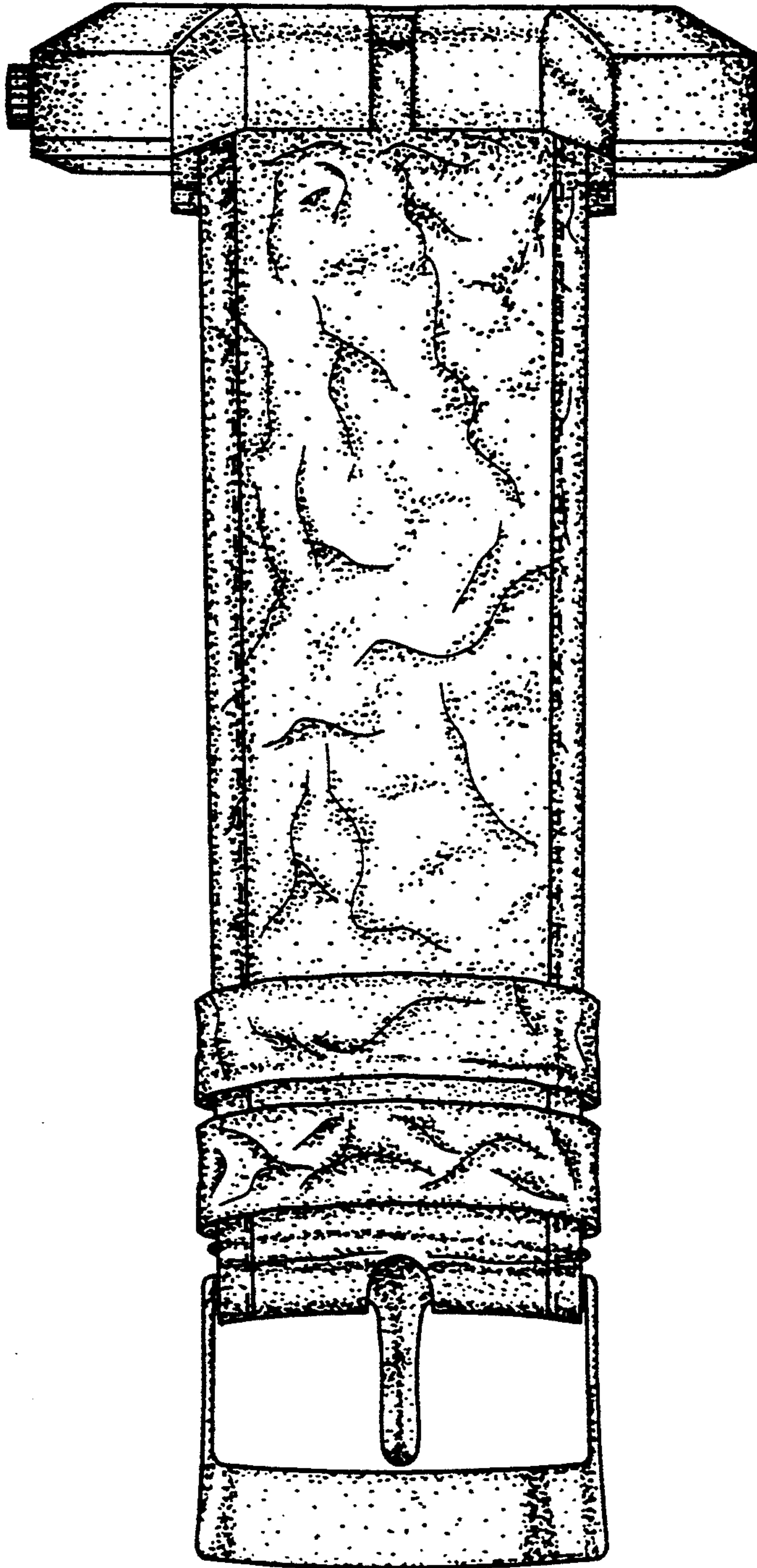
**Fig. 2**



**Fig. 3**

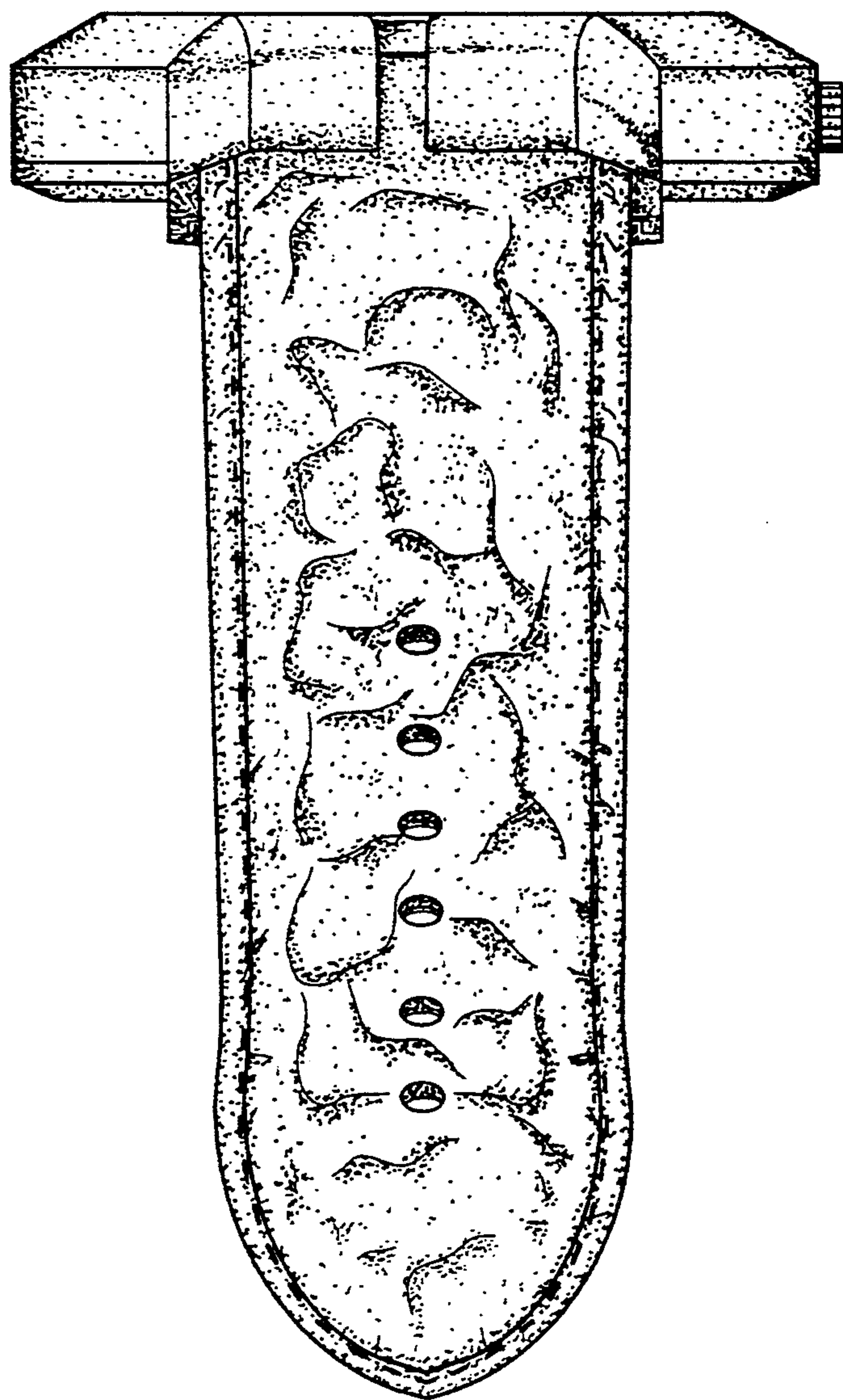


**Fig. 4**



**Fig. 5**





**Fig. 6**