



US00D352464S

**United States Patent** [19]  
**Hysek**

[11] **Patent Number: Des. 352,464**  
[45] **Date of Patent: \*\* Nov. 15, 1994**

[54] **WRIST-WATCH WITH BAND**

[76] **Inventor: Jorg Hysek, Le Roccabella, 24, avenue Princesse Grace, Bloc B, 21ème étage, 98000 Monte-Carlo, Monaco**

[\*\*] **Term: 14 Years**

[21] **Appl. No.: 913,310**

[22] **Filed: Jul. 14, 1992**

[52] **U.S. Cl. .... D10/32; D10/39**

[58] **Field of Search ..... 368/280-282, 368/285; D10/1-40, 122-132; D11/4, 19, 25**

[56] **References Cited**

**U.S. PATENT DOCUMENTS**

- D. 283,681 5/1986 Chodat ..... D10/32
- D. 286,516 11/1986 Chodat ..... D10/32

- D. 321,666 11/1991 Burgener ..... D10/32
- D. 327,021 6/1992 Burgener ..... D10/32
- D. 342,037 12/1993 Giardiello ..... D11/25


*Primary Examiner*—Nelson C. Holtje  
*Attorney, Agent, or Firm*—Woodard, Emhardt, Naughton Moriarty & McNett


[57] **CLAIM**

The ornamental design for a wrist-watch with band, as shown.

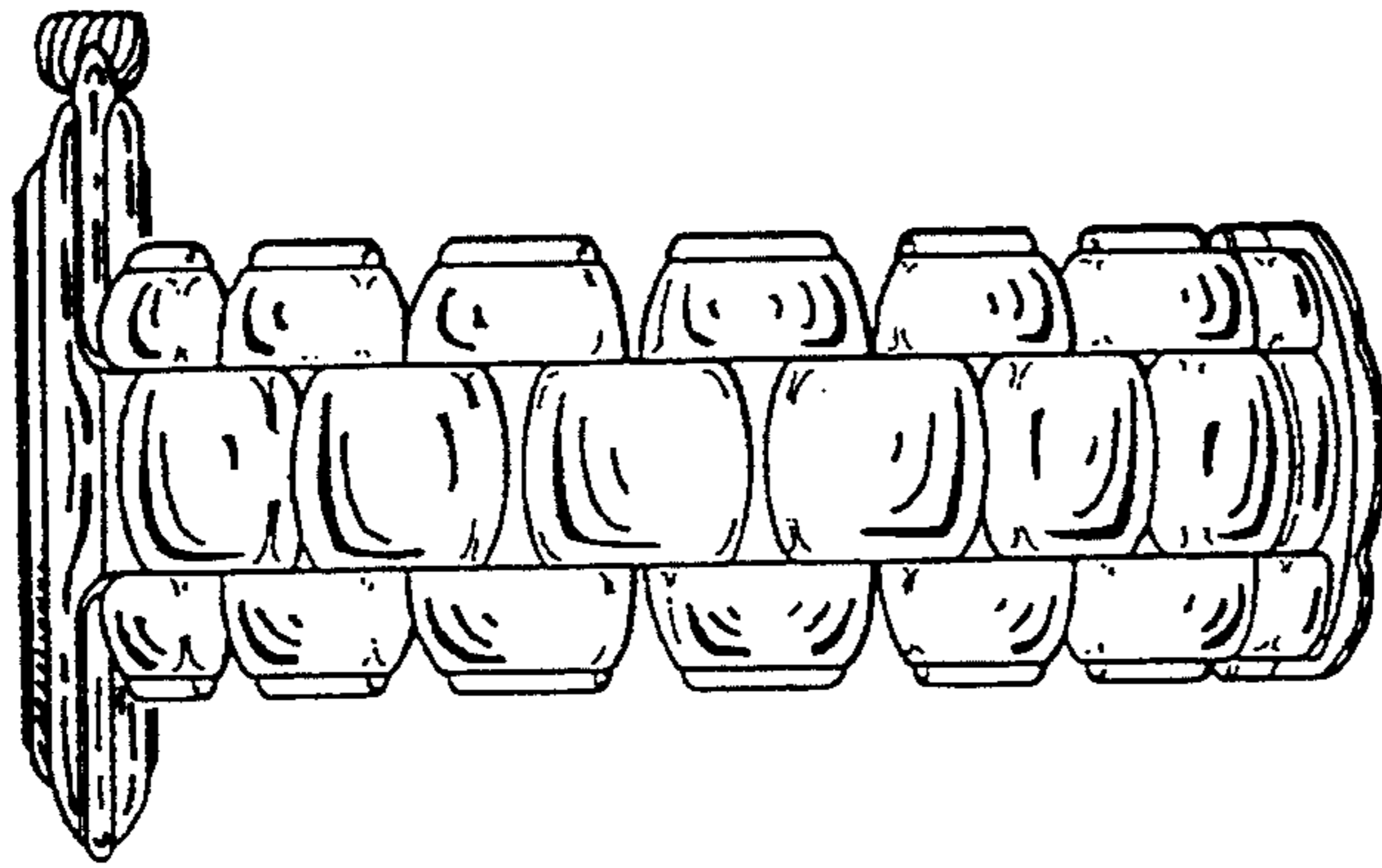
**DESCRIPTION**

FIG. 1 is a top plan view of a wrist-watch with band showing my new design;  
FIG. 2 is a right side elevational view thereof;  
FIG. 3 is a left side elevational view thereof;  
FIG. 4 is a bottom plan view thereof;  
FIG. 5 is a rear elevational view thereof; and,  
FIG. 6 is a front elevational view thereof.

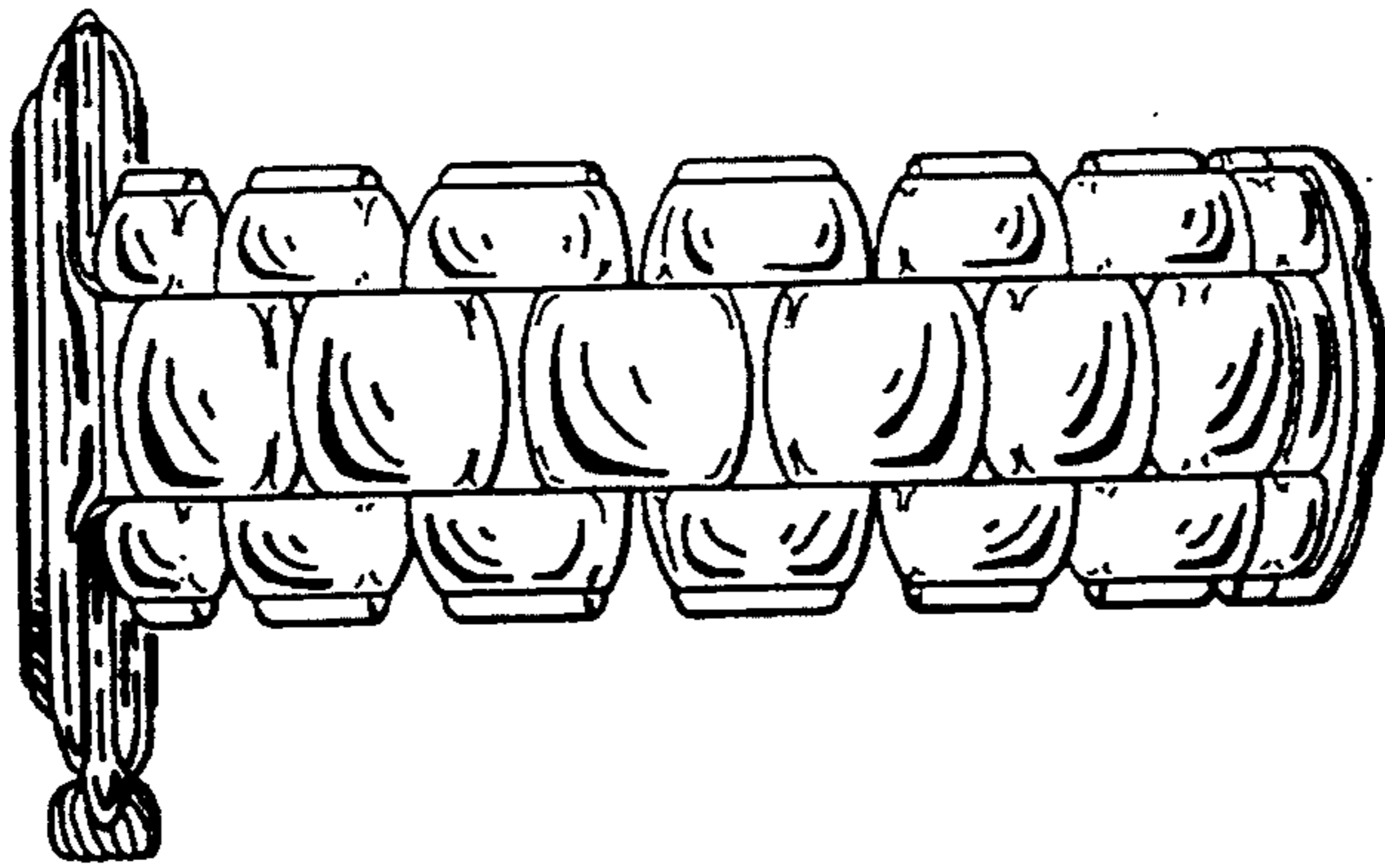





*FIG. 1*




*FIG. 2*




*FIG. 3*



*FIG. 4*



*FIG. 5*



*FIG. 6*