



US00D352456S

# United States Patent [19]

[11] Patent Number: **Des. 352,456**

**Linnér**

[45] Date of Patent: **\*\* Nov. 15, 1994**

[54] **END MEMBER FOR SQUEEZABLE TUBE**

[75] Inventor: **Hans Linnér**, Kalmar, Sweden

[73] Assignee: **Norden Pac Development AB**, Sweden

[\*\*] Term: **14 Years**

[21] Appl. No.: **7**

[22] Filed: **Oct. 2, 1992**

[30] **Foreign Application Priority Data**

Apr. 2, 1992 [SE] Sweden ..... 92-0765

[52] U.S. Cl. .... **D9/439**

[58] Field of Search ..... D7/396.2, 396.3; D9/434-439, 444-445, 450-454; 215/228, 235, 247, 256, 358; 220/278; 222/391; D18/40-43

[56] **References Cited**

**U.S. PATENT DOCUMENTS**

- D. 54,606 3/1920 Curtin ..... D9/439
- D. 197,922 4/1964 Senoff ..... D9/439
- D. 216,678 3/1970 Wilcox ..... D9/439

- D. 284,865 7/1986 Gendron ..... D18/43
- D. 325,783 4/1992 Anderson ..... D9/435
- D. 343,988 2/1994 Spence, Jr. .... D9/447
- 2,761,690 10/1955 Weidman, Sr. .... 220/769
- 3,265,255 8/1966 Mitchell ..... D9/447 X
- 4,886,186 12/1989 Andris ..... 222/391
- 5,255,812 10/1993 Hsu ..... 215/228

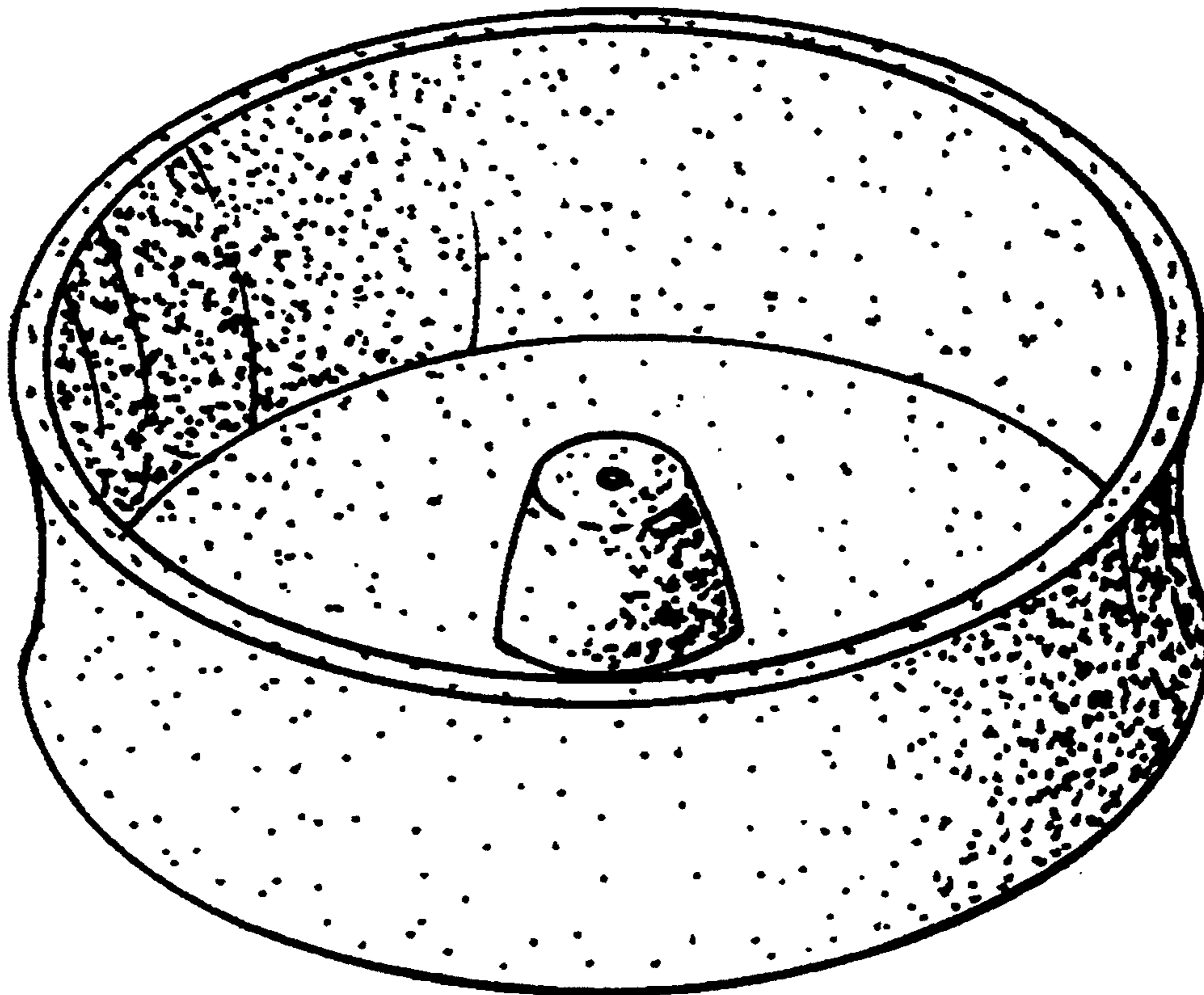
*Primary Examiner*—Alan P. Douglas  
*Assistant Examiner*—Robert M. Spear  
*Attorney, Agent, or Firm*—Lerner, David, Littenberg, Krumholz & Mentlik

[57] **CLAIM**

The design for an end member for squeezable tube, as shown and described.

**DESCRIPTION**

FIG. 1 is a perspective view of an end member for squeezable tube, showing my new design; FIG. 2 is a right-side elevational view thereof, the left-side elevational view being the mirror image thereof; FIG. 3 is a top plan view thereof; and, FIG. 4 is a bottom plan view thereof.



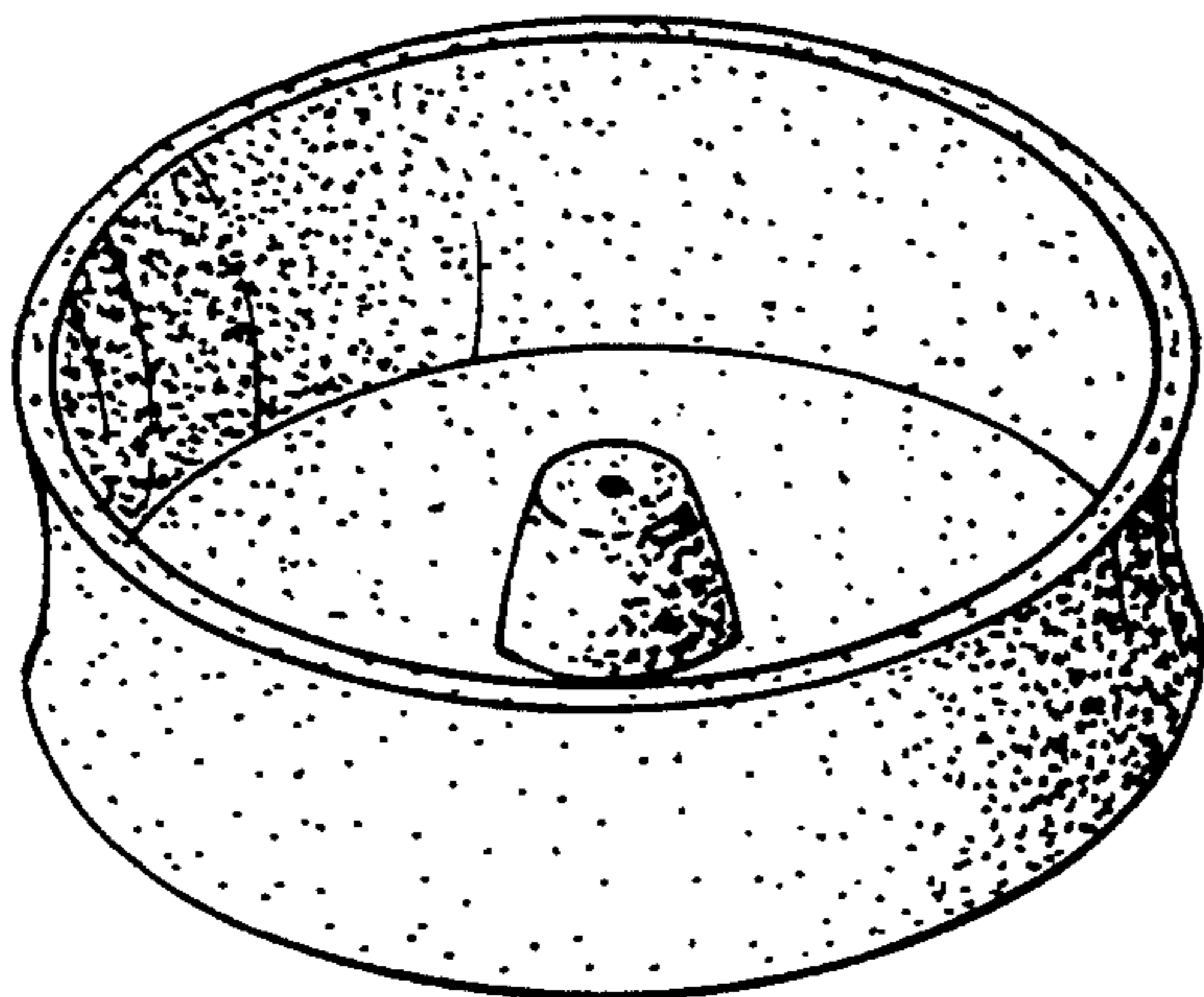


FIG. 1

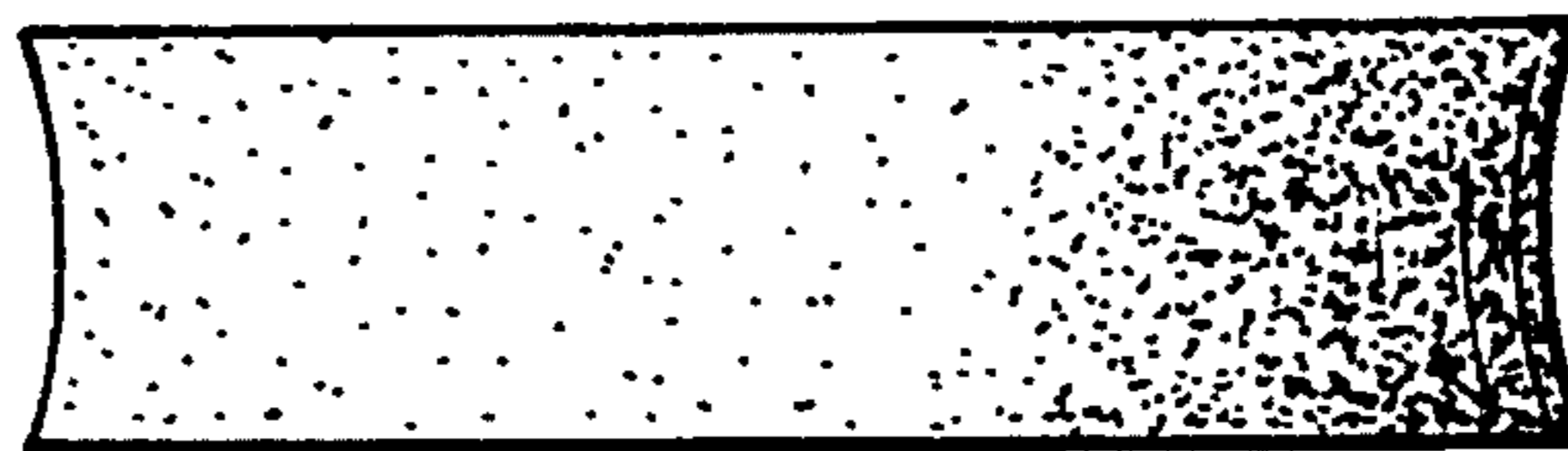


FIG. 2

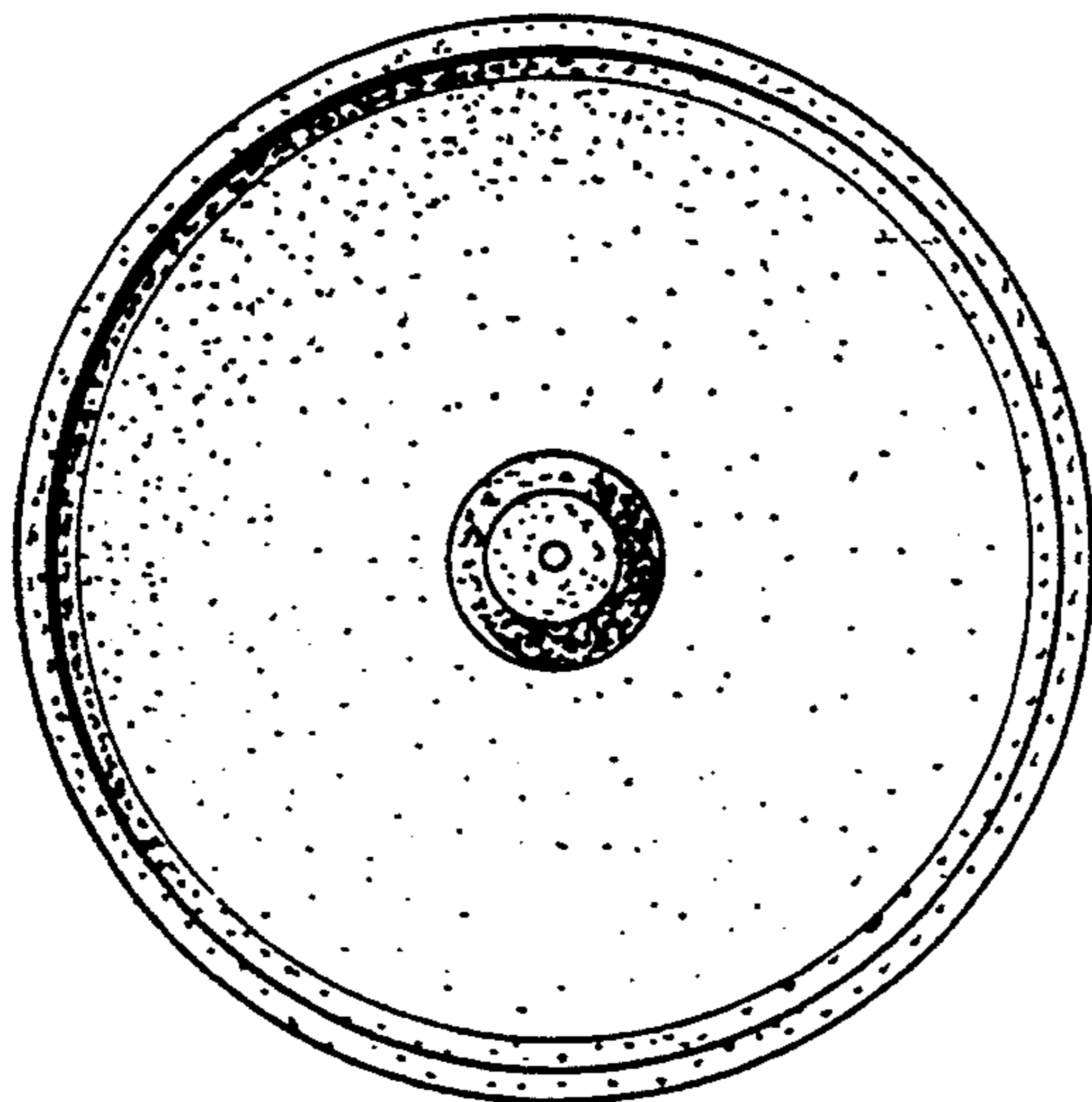


FIG. 3

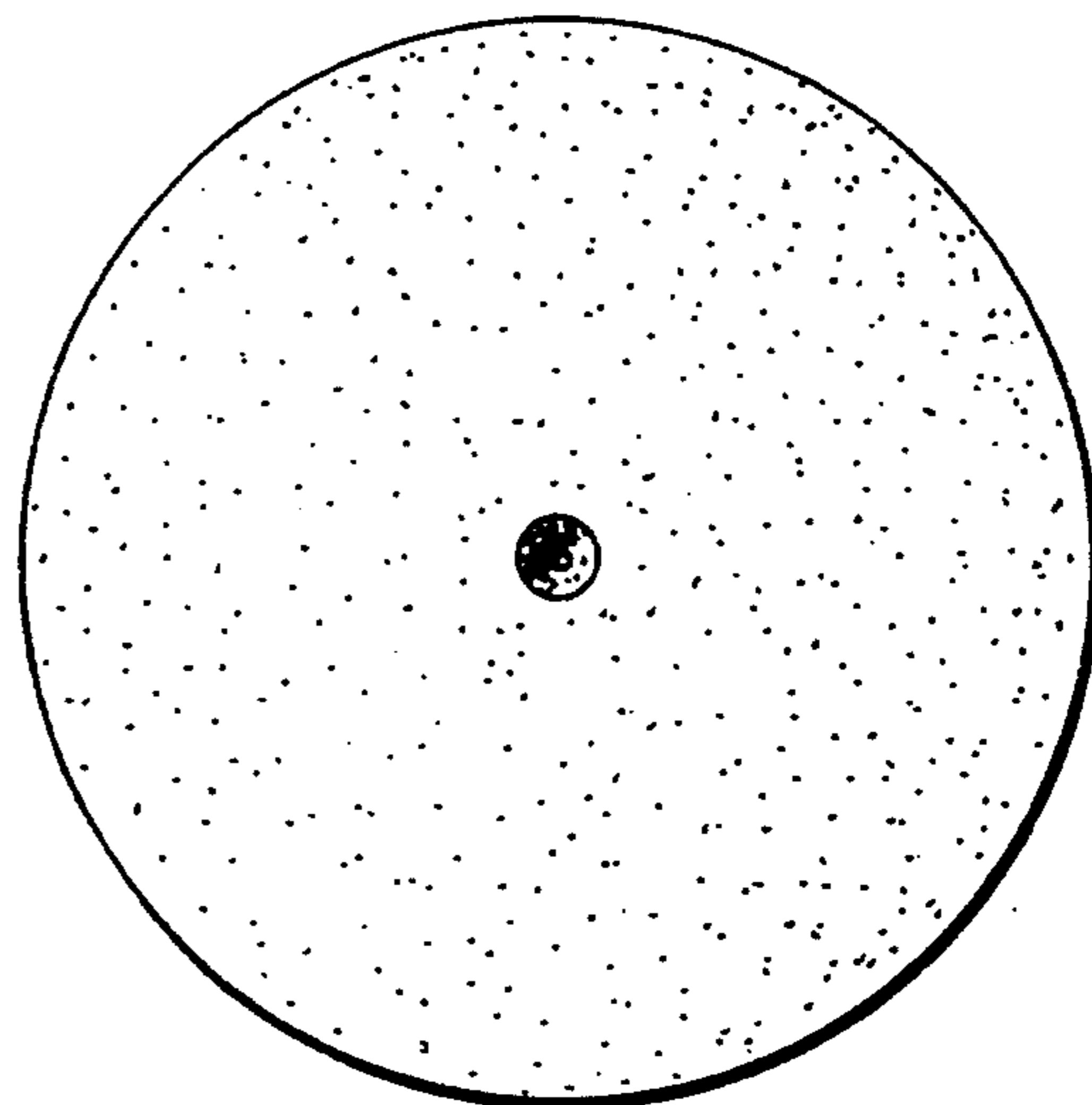


FIG. 4