



US00D352450S

United States Patent [19]

[11] Patent Number: **Des. 352,450**

Jetter

[45] Date of Patent: **** Nov. 15, 1994**

[54] STAPLE GUN HOLDER

[76] Inventor: **Richard J. Jetter**, 1887 Ridgeway Dr., Clearwater, Fla. 34615

[**] Term: **14 Years**

[21] Appl. No.: **16,332**

[22] Filed: **Dec. 13, 1993**

[52] U.S. Cl. **D8/373**

[58] Field of Search **D8/373; 248/215, 301, 248/304, 311.2, 339, 902, 914; D7/620; D19/78, 72**

[56] References Cited

U.S. PATENT DOCUMENTS

D. 334,533	4/1993	Brunner	D8/373
D. 340,622	10/1993	Park et al.	D7/620
1,554,391	9/1925	Town	248/215
1,746,634	2/1930	Breneman	D7/620 X
1,816,049	7/1931	Larner	D7/620 X

FOREIGN PATENT DOCUMENTS

186225 9/1936 Switzerland 248/215

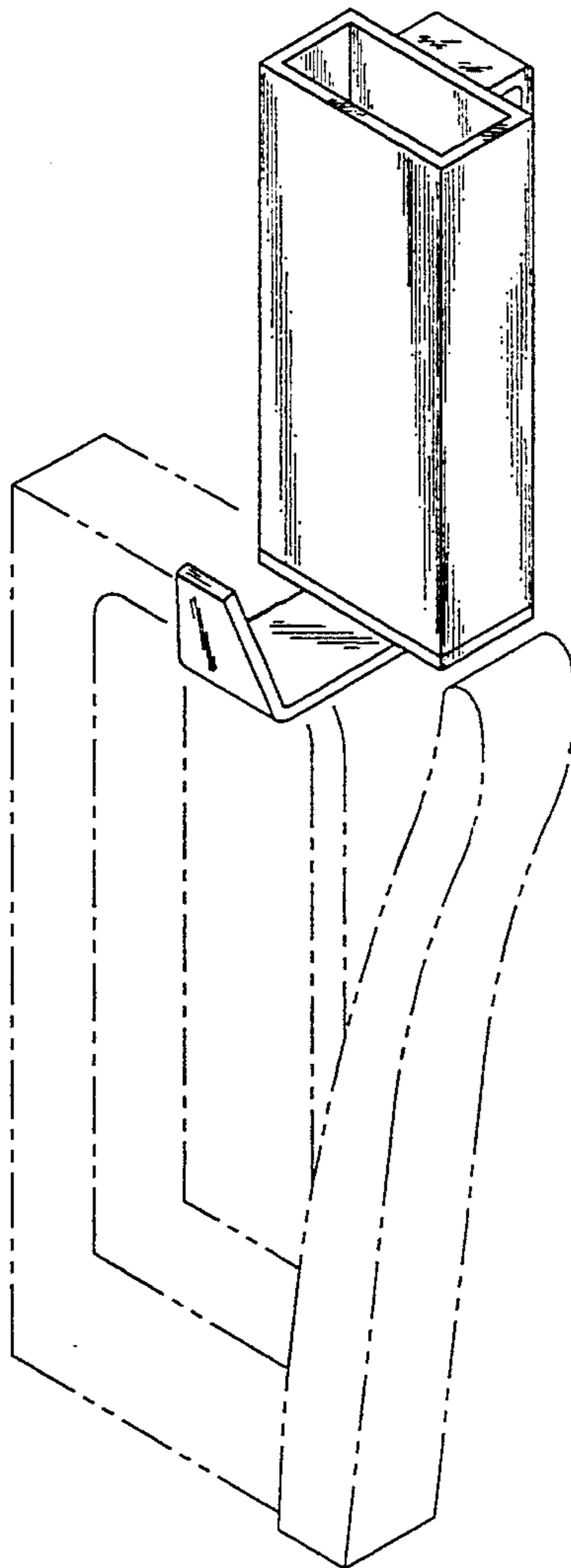
Primary Examiner—Wallace R. Burke
Assistant Examiner—H. Baynham
Attorney, Agent, or Firm—James E. Larson

[57] CLAIM

The ornamental design for a staple gun holder, as shown and described.

DESCRIPTION

FIG. 1 is a perspective view of a staple gun holder showing my new design;
FIG. 2 is a front elevational view thereof;
FIG. 3 is a back elevational view thereof;
FIG. 4 is a right side elevational view thereof;
FIG. 5 is a left side elevational view thereof;
FIG. 6 is a top plan view thereof; and,
FIG. 7 is a bottom plan view thereof.
The broken line showing of a staple gun is for illustrative purposes only and forms no part of the claimed design.



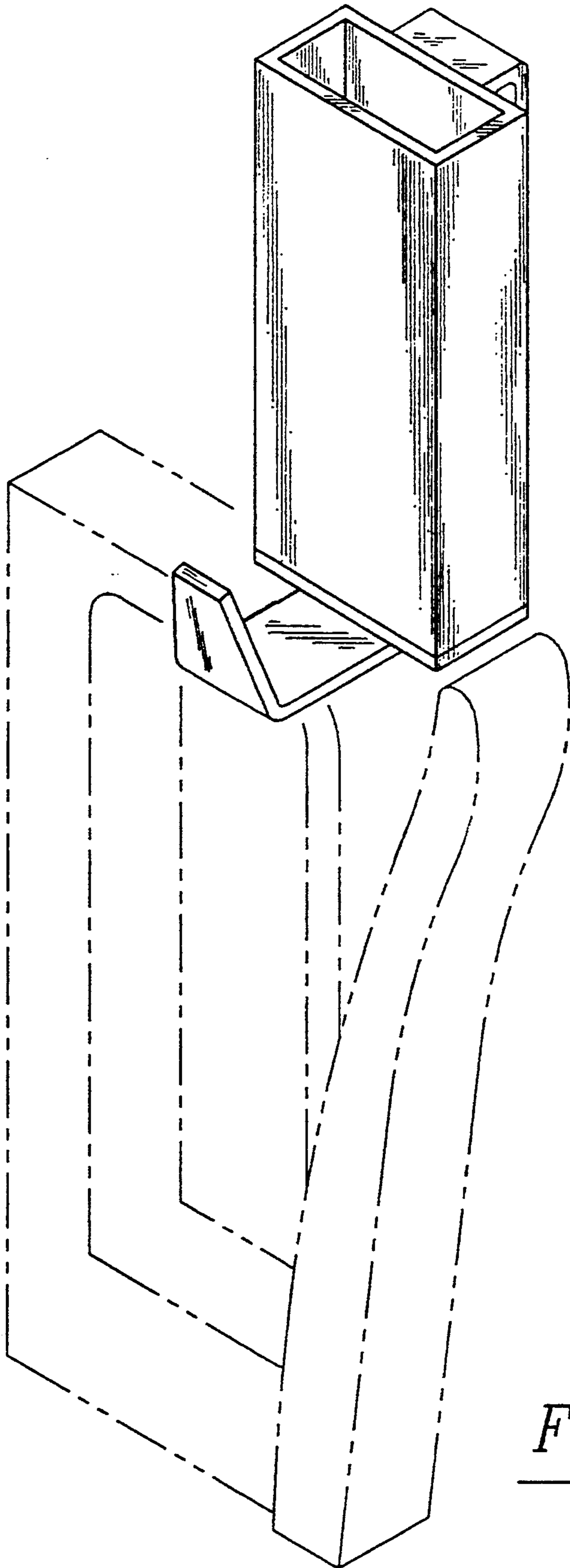


Fig. 1

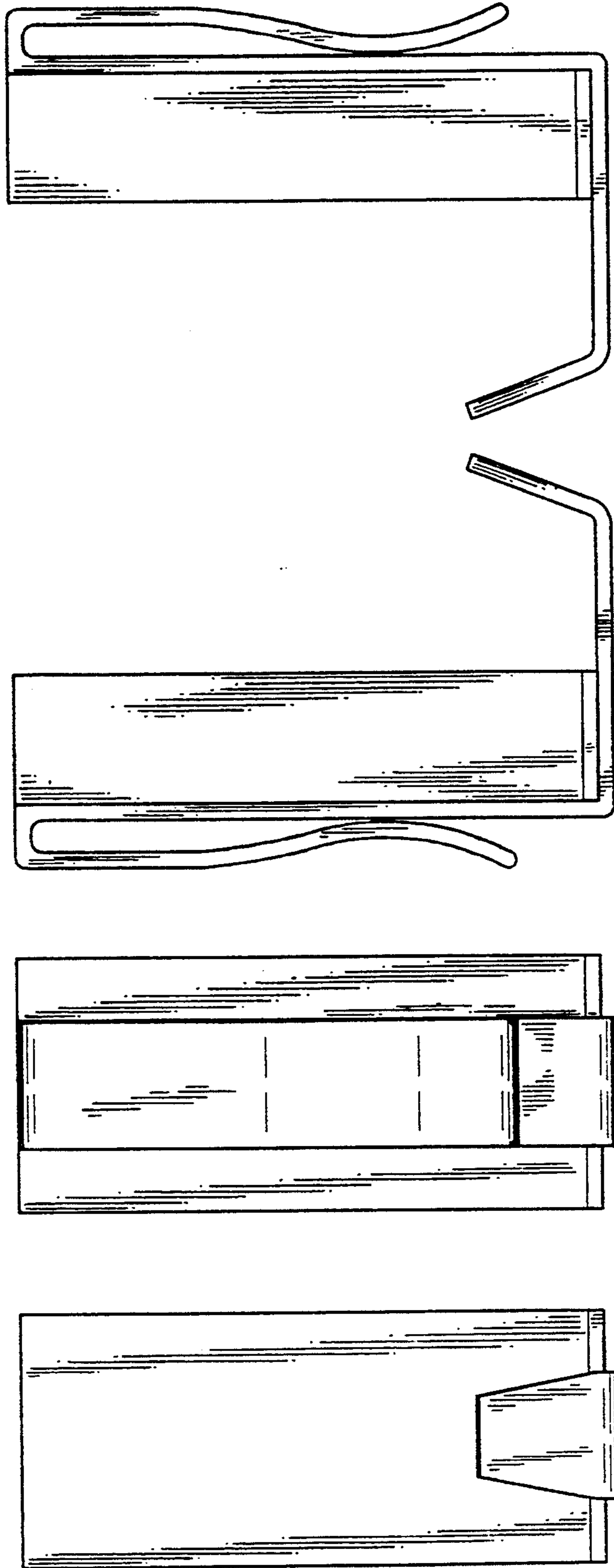


Fig. 2 *Fig. 3* *Fig. 4* *Fig. 5*




Fig. 6 *Fig. 7*