



US00D352403S

# United States Patent [19] Martin

[11] Patent Number: **Des. 352,403**  
[45] Date of Patent: **\*\* Nov. 15, 1994**

[54] **ARM CHAIR FRAME**  
[75] Inventor: **Leo Martin**, Coconut Grove, Fla.  
[73] Assignee: **Miami Metal Products, Inc.**, Miami, Fla.  
[\*\*] Term: **14 Years**  
[21] Appl. No.: **3,105**  
[22] Filed: **Dec. 28, 1992**  
[52] U.S. Cl. .... **D6/370; D6/376; D6/379**  
[58] **Field of Search** ..... **D6/334, 370, 374, 375, D6/376, 379, 380, 500, 501, 502; 297/411.42, 446**

D. 276,290 11/1984 Shore ..... D6/379  
D. 316,491 4/1991 Frinier ..... D6/379  
D. 316,492 4/1991 Martin ..... D6/379  
D. 319,355 8/1991 Hess ..... D6/379  
D. 341,266 11/1993 Caldwell ..... D6/379

### OTHER PUBLICATIONS

Brown Jordan, ©1986, p. 54, Chair #1730-2100 at top.  
*Primary Examiner*—Alan P. Douglas  
*Assistant Examiner*—Gary D. Watson

### [56] **References Cited** **U.S. PATENT DOCUMENTS**


D. 182,411 4/1958 Giacomini ..... D6/370  
D. 209,742 1/1968 Gass ..... D6/374  
D. 219,812 2/1971 Wilkinson ..... D6/376 X

### [57] **CLAIM**

The ornamental design for an arm chair frame, as shown and described.

### DESCRIPTION

FIG. 1 is a front perspective view of the present invention;  
FIG. 2 is a top plan view of the invention;  
FIG. 3 is a side view of the invention;  
FIG. 4 is a rear elevational view of the invention; and,  
FIG. 5 is a bottom plan view of the invention.






FIG. 1




FIG. 2

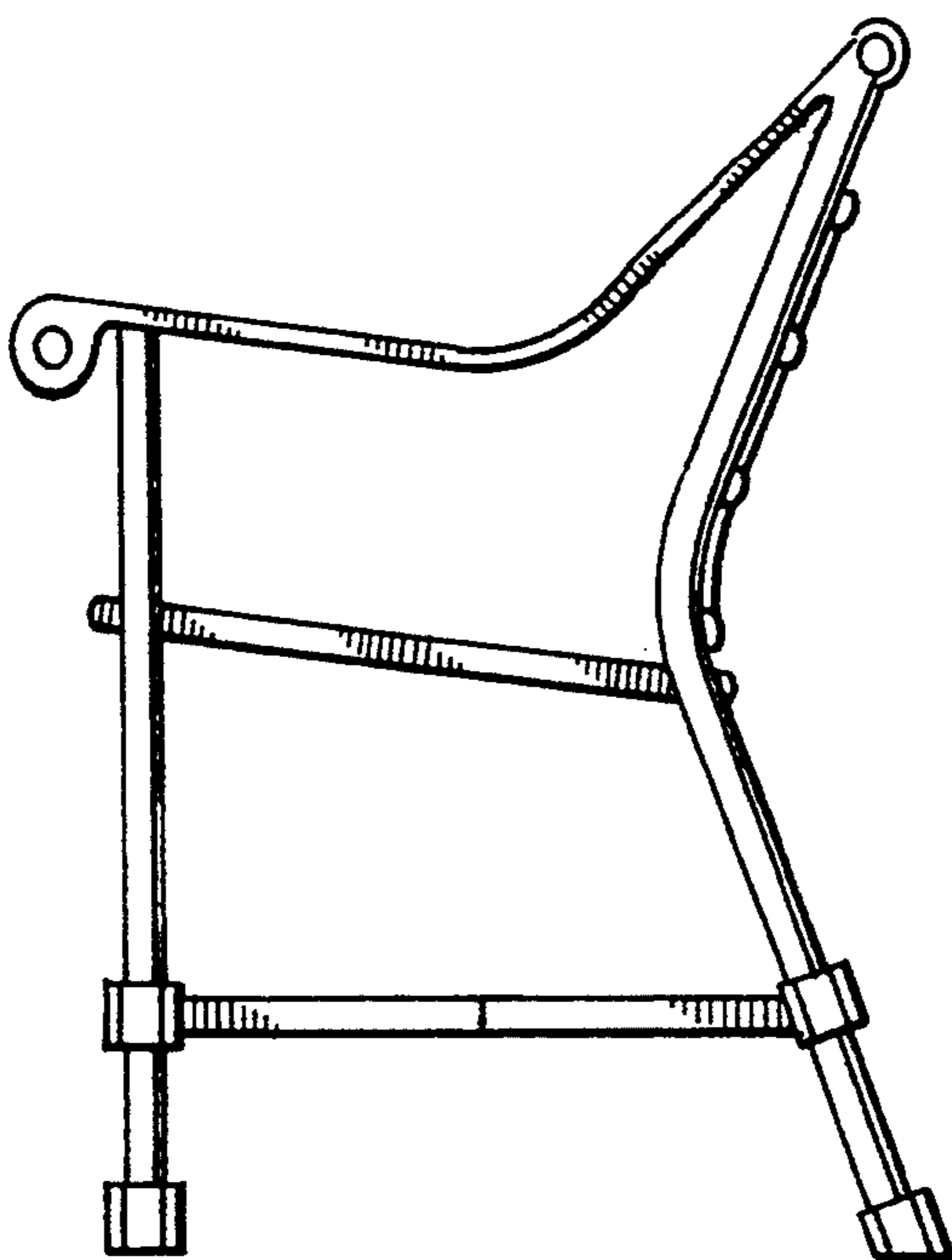


FIG. 3

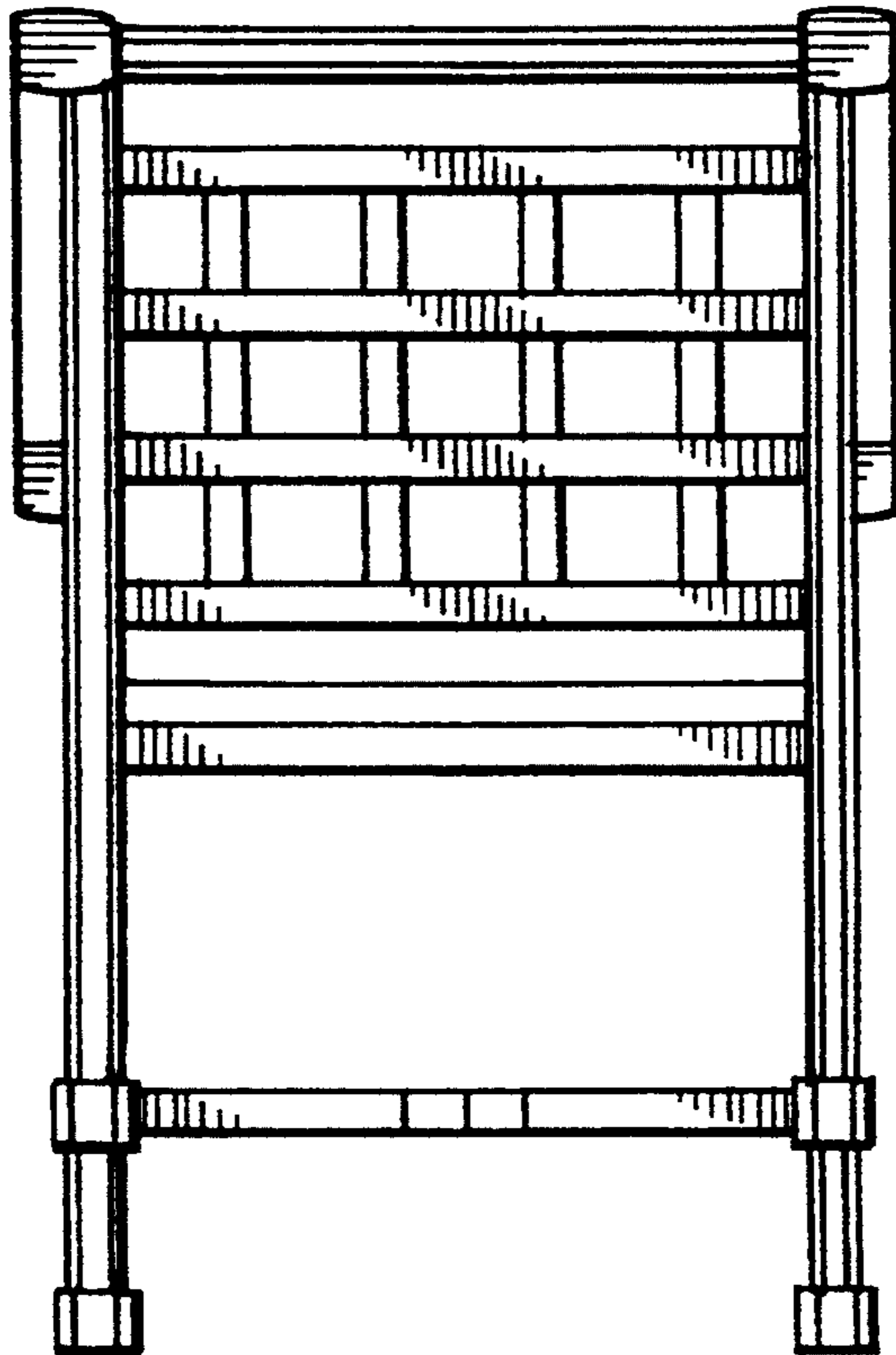


FIG. 4

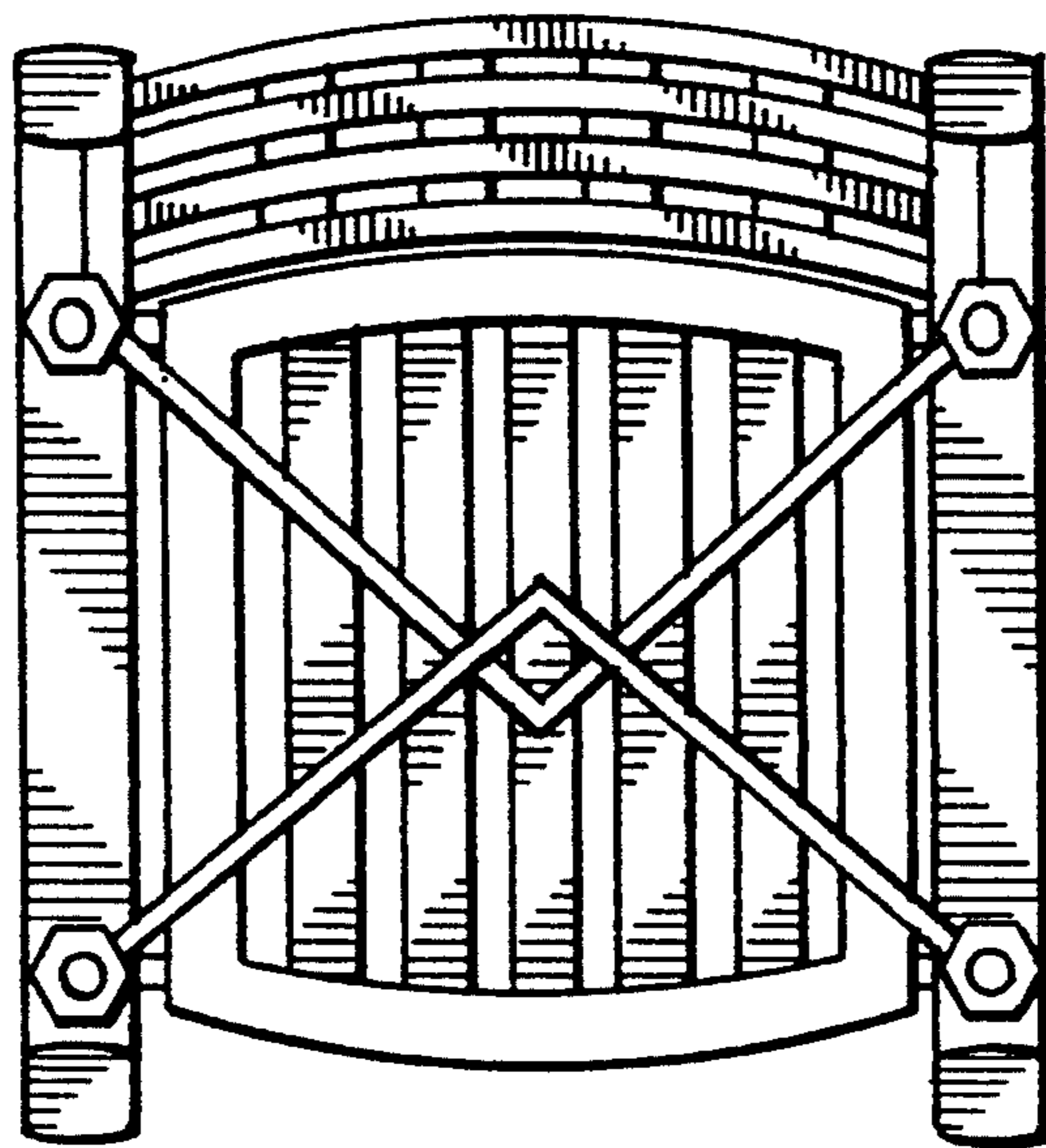


FIG. 5