



US00D352402S

United States Patent [19]

Martin

[11] Patent Number: **Des. 352,402**

[45] Date of Patent: **** Nov. 15, 1994**

[54] **LOUNGE CHAIR FRAME**

[75] Inventor: **Leo Martin**, Coconut Grove, Fla.

[73] Assignee: **Miami Metal Products, Inc.**, Miami, Fla.

[**] Term: **14 Years**

[21] Appl. No.: **3,104**

[22] Filed: **Dec. 28, 1992**

[52] U.S. Cl. **D6/370; D6/376; D6/379**

[58] Field of Search **D6/334, 370, 374, 376, D6/379, 380, 500, 501, 502; 297/411.42, 446**

[56] **References Cited**

U.S. PATENT DOCUMENTS

D. 182,411 4/1958 **Giacomini** **D6/370**

D. 193,265 7/1962 **Ohlsson** **D6/379**
D. 219,812 2/1971 **Wilkinson** **D6/376 X**
D. 276,290 11/1984 **Shore** **D6/379**
D. 319,355 8/1991 **Hess** **D6/370 X**
D. 341,266 11/1993 **Caldwell** **D6/376 X**

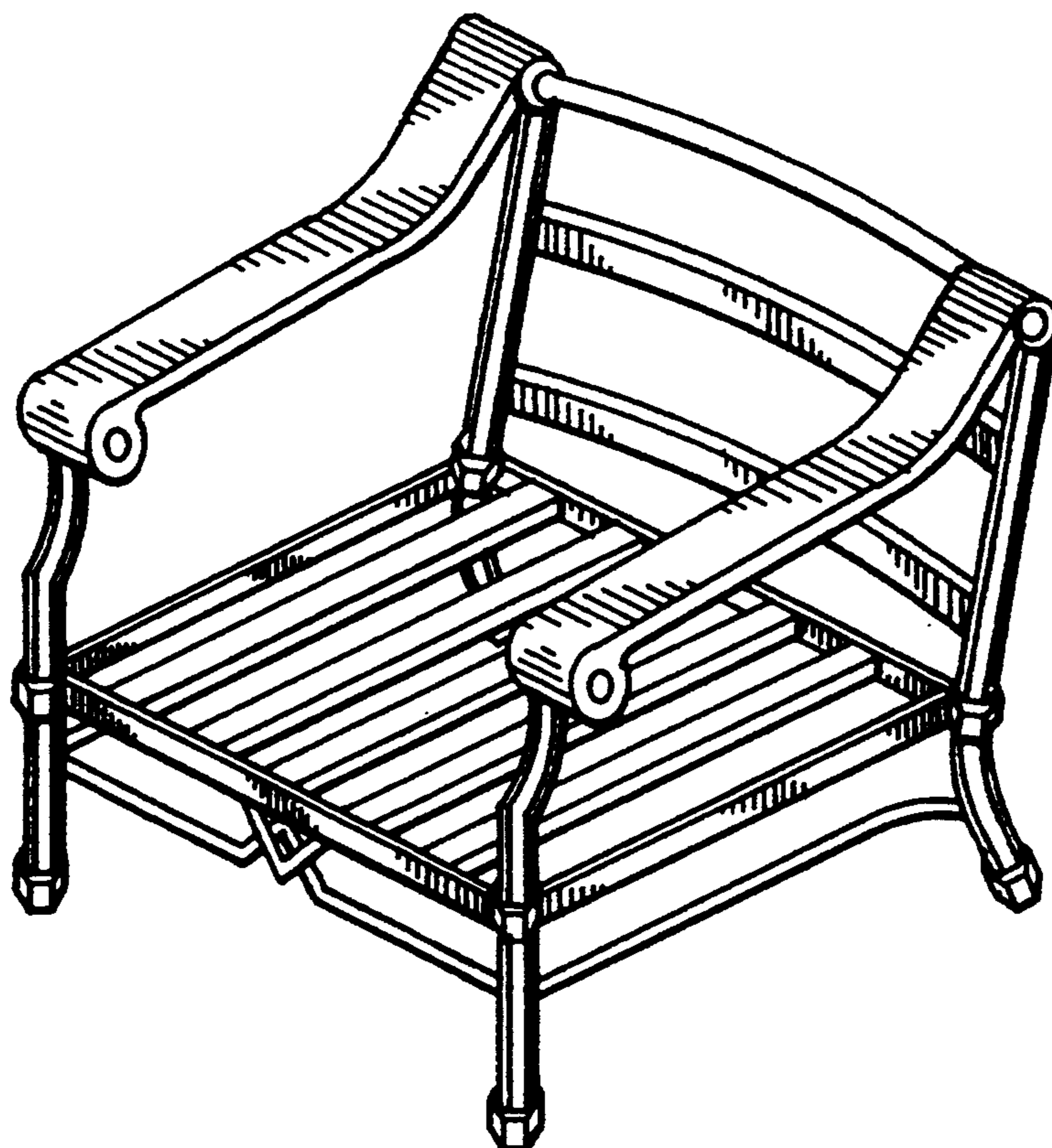
Primary Examiner—Alan P. Douglas
Assistant Examiner—Gary D. Watson

[57] **CLAIM**

The ornamental design for a lounge chair frame, as shown and described.

DESCRIPTION

FIG. 1 is a front perspective view of the present invention;
FIG. 2 is a top plan view of the invention;
FIG. 3 is a side view of the invention;
FIG. 4 is a rear elevational view of the invention; and,
FIG. 5 is a bottom plan view of the invention.



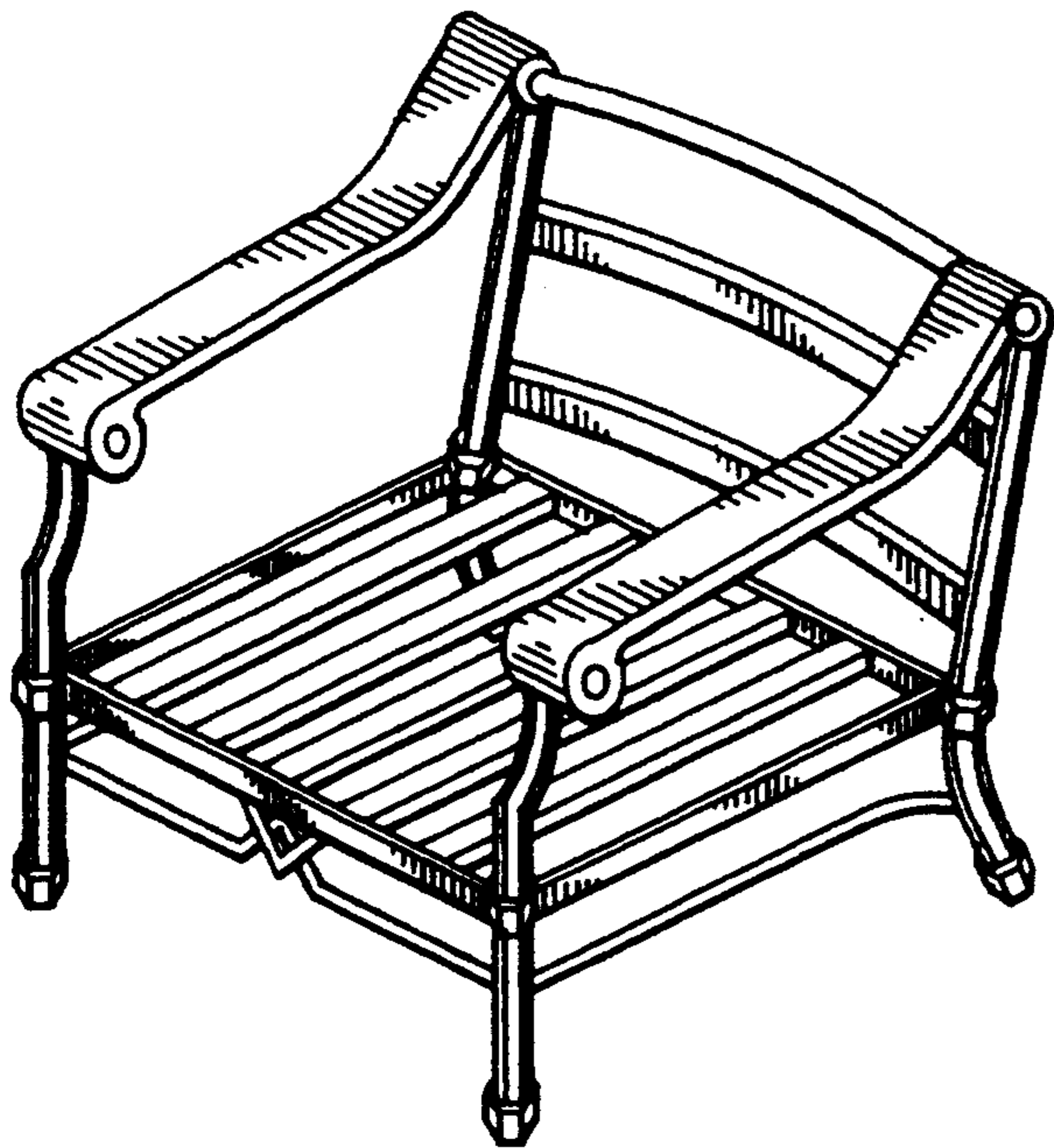


FIG. 1




FIG. 2

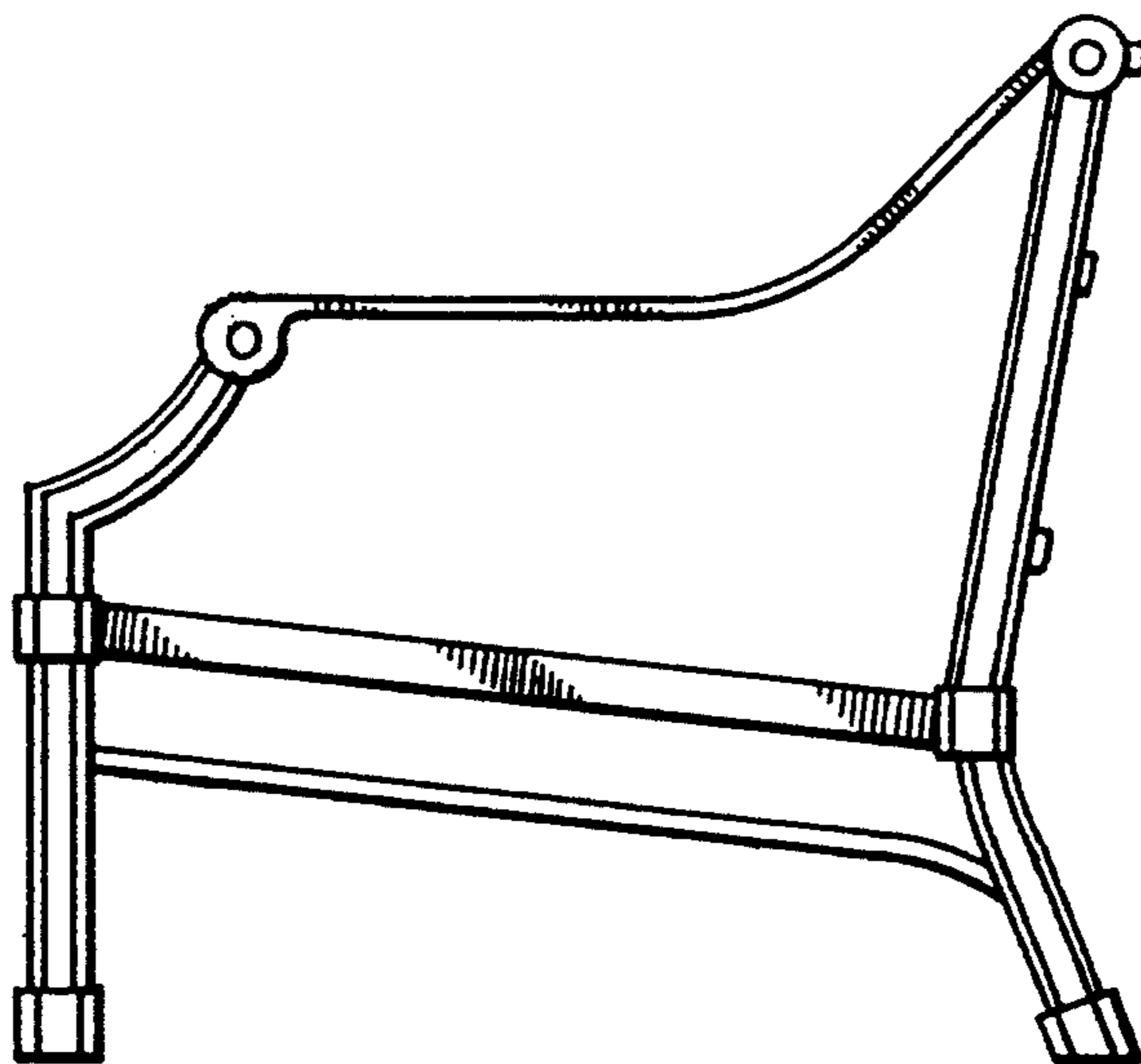


FIG. 3




FIG. 4




FIG. 5