



US00D352399S

United States Patent [19]
Goodwin

[11] **Patent Number: Des. 352,399**
[45] **Date of Patent: ** Nov. 15, 1994**

[54] **DOOR ASSEMBLY FOR A CUBICLE**

[75] **Inventor: David Goodwin, Surrey, United Kingdom**

[73] **Assignee: Thrislington Sales Limited, Deeside, United Kingdom**

[**] **Term: 14 Years**

[21] **Appl. No.: 914,619**

[22] **Filed: Jul. 15, 1992**

[30] **Foreign Application Priority Data**

Jan. 16, 1992 [GB] United Kingdom 2020334

[52] **U.S. Cl.** **D6/332; D6/492; D6/509**

[58] **Field of Search** **D6/329, 332, 449; 160/135, 351; D25/58**

[56] **References Cited**

U.S. PATENT DOCUMENTS

D. 242,100	11/1976	Casey	D6/332
D. 246,323	11/1977	Kirk	D6/332 X
D. 257,811	1/1981	Ball	D6/332
D. 308,448	6/1990	Beaulieu	D6/332
3,987,838	10/1976	La Gue et al.	160/135 X
4,606,394	8/1986	Bannister	160/351
4,924,931	5/1990	Miller	160/135

Primary Examiner—Nelson C. Holtje
Assistant Examiner—J. E. Seeger
Attorney, Agent, or Firm—Patterson & Keough, P.A.

[57] **CLAIM**

The ornamental design for a door assembly for a cubicle, as shown and described.

DESCRIPTION

FIG. 1 is a front elevational view of a cubicle showing my new design;
FIG. 2 is a side elevational view thereof;
FIG. 3 is a plan view thereof; and
FIG. 4 is a rear elevational view thereof.

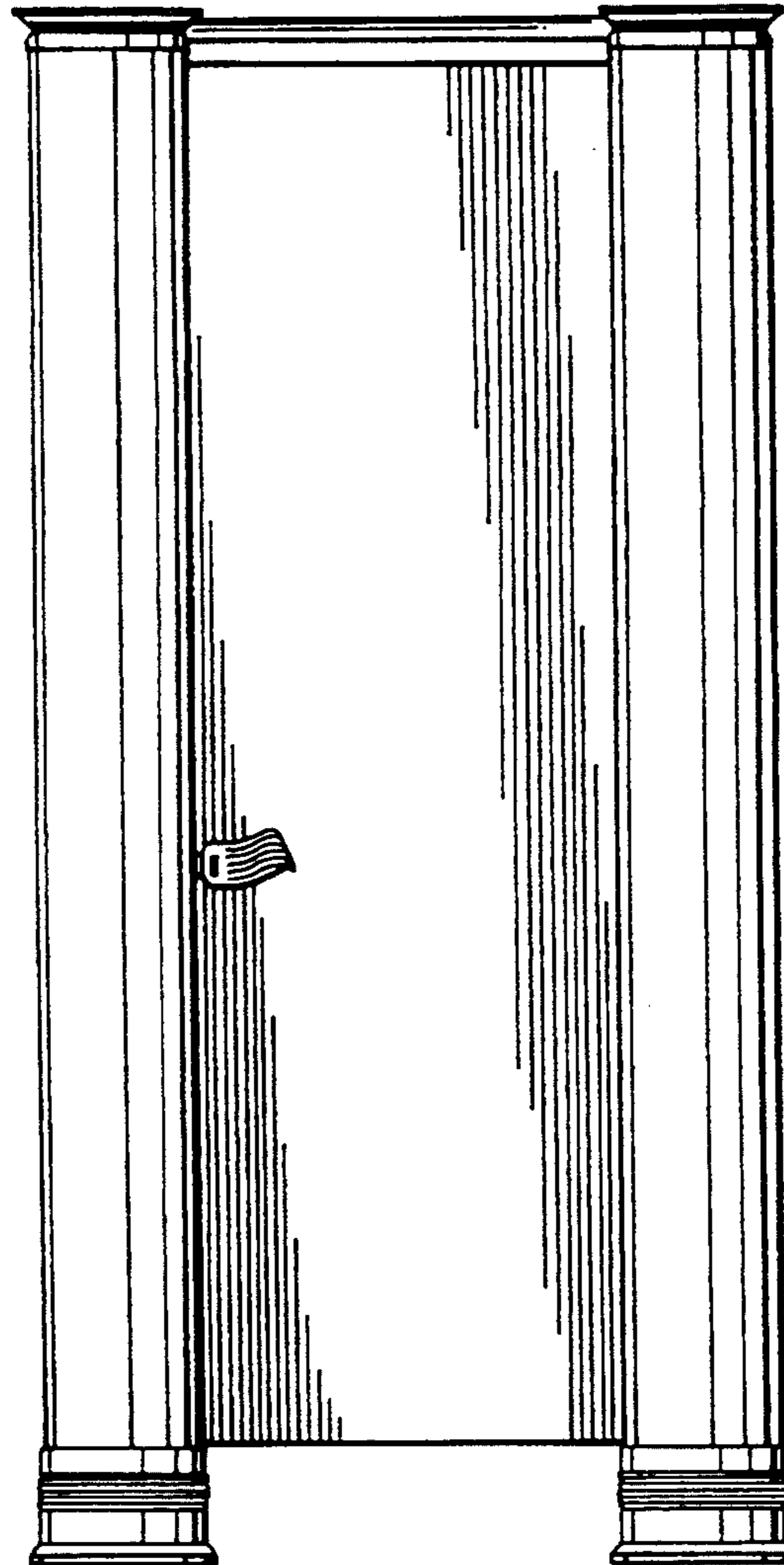


Fig. 1

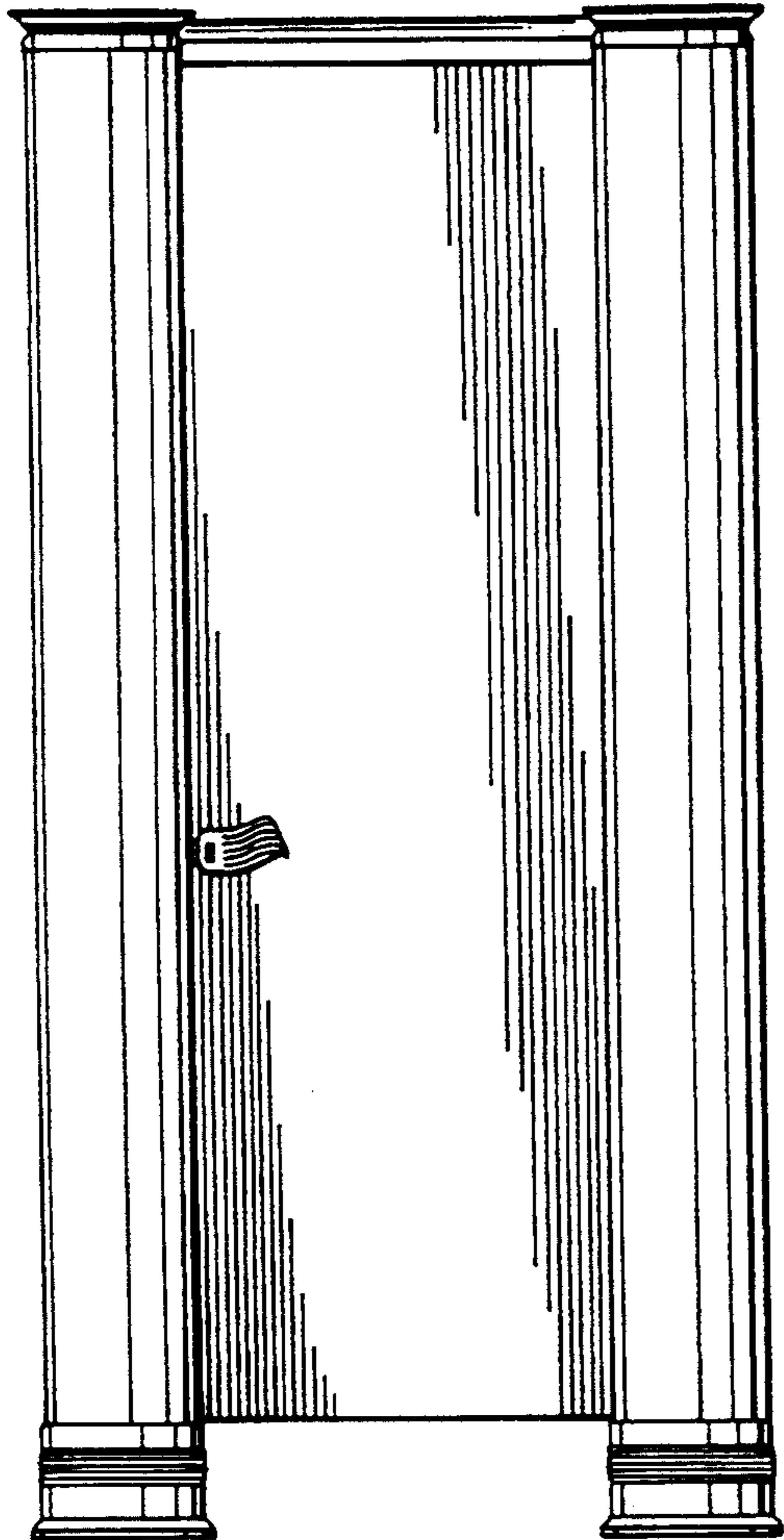


Fig. 4

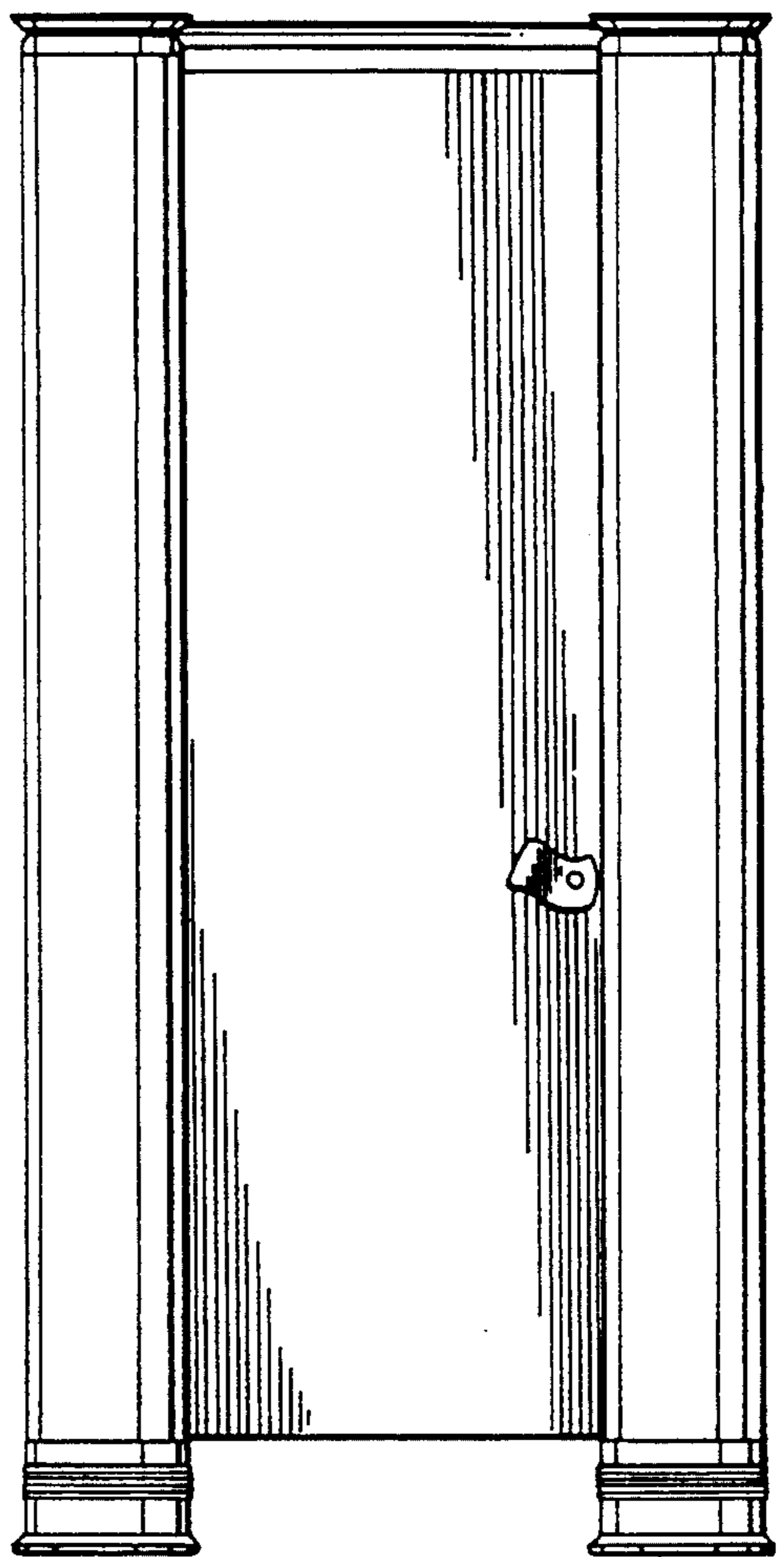


Fig. 2



Fig. 3

