



US00D352339S

United States Patent [19]

McGowan et al.

[11] Patent Number: **Des. 352,339**

[45] Date of Patent: **** Nov. 8, 1994**

[54] **COMBINED SELF DEFENSE WEAPON AND KEY HOLDER**

[76] Inventors: **James P. McGowan; Paul J. Nicol**, both of PROTEX Company, 1902 Ridge Rd., Suite 310, West Seneca, N.Y. 14224-3312

[**] Term: **14 Years**

[21] Appl. No.: **15,570**

[22] Filed: **Nov. 22, 1993**

[52] U.S. Cl. **D22/117; D3/208**

[58] Field of Search **D3/208, 210; 273/84 R, 273/84 ES; D22/117; D21/197; D24/215, 211**

[56] **References Cited**

U.S. PATENT DOCUMENTS

D. 205,456	8/1966	Combs	D22/117
D. 269,563	7/1983	Lee	D3/208
D. 276,383	11/1984	Hopkins	D3/208
D. 296,650	7/1988	Marx	D8/14
D. 301,513	6/1989	Wright	D22/117
D. 308,297	6/1990	Romano	.	
D. 315,392	3/1991	Lew	D22/117
D. 337,827	7/1993	Seng	D21/198 X
2,099,447	11/1937	Matsuyama	273/84 R

4,460,174	7/1984	Perry	273/84 R
4,475,367	10/1984	Raitto	.	
4,631,770	12/1986	Goldberg	.	
4,667,958	5/1987	Raitto	.	
4,752,072	6/1988	Parsons	273/84 R

Primary Examiner—A. Hugo Word
Assistant Examiner—Doris V. Coles
Attorney, Agent, or Firm—Richard C. Litman

[57] **CLAIM**

The ornamental design for a combined self defense weapon and key holder, as shown and described.

DESCRIPTION

FIG. 1 is an environmental perspective view of a combined self defense weapon and key holder showing our new design;
FIG. 2 is a front elevational view with the rear being a mirror image thereof;
FIG. 3 is a left side elevational view with the right side being a mirror image thereof;
FIG. 4 is a top view thereof; and,
FIG. 5 is a bottom view thereof.
The broken line showing of a key and key ring in FIGS. 1 and 3 is for illustrative purposes only and forms no part of the claimed design.



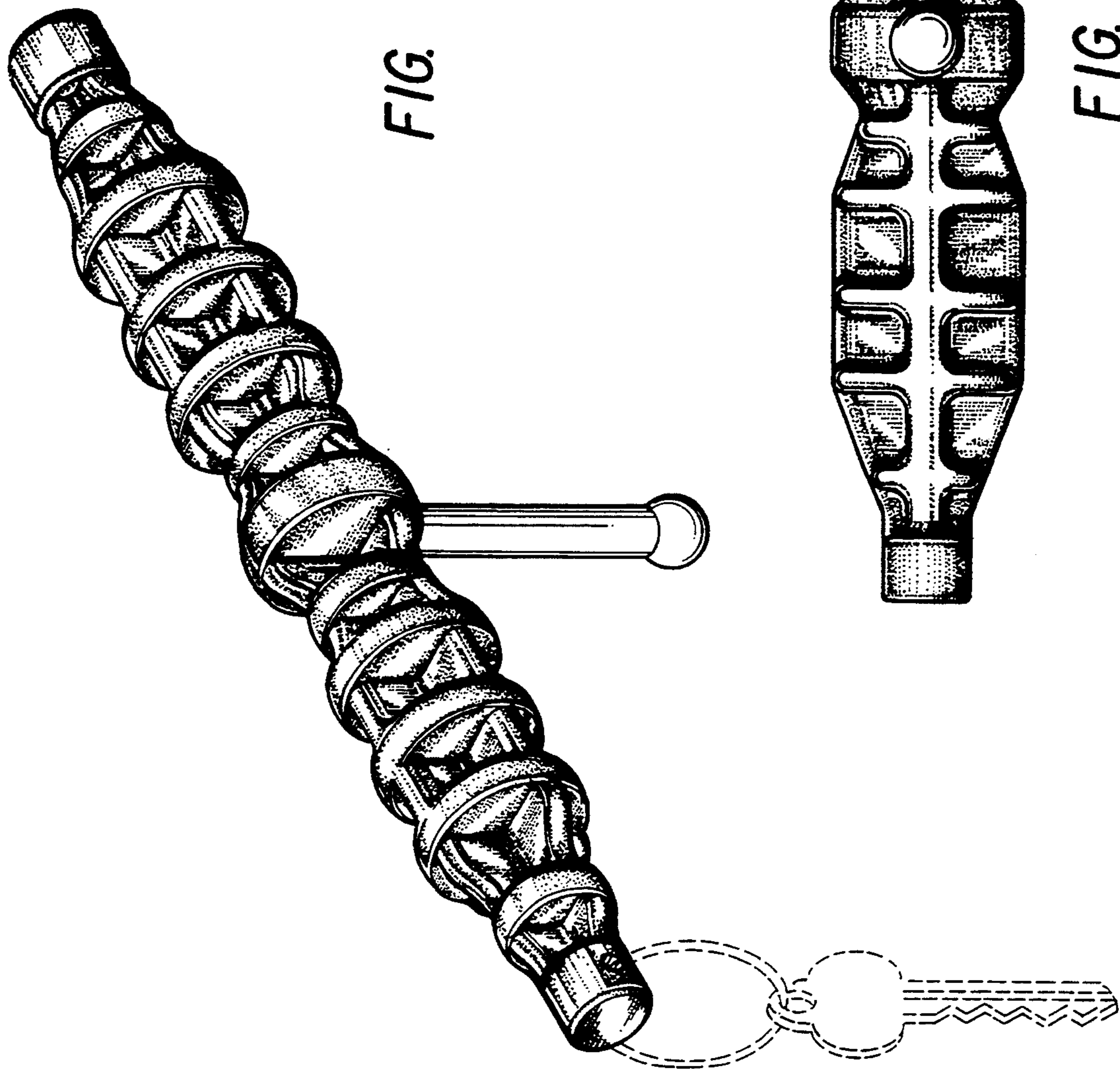


FIG. 1

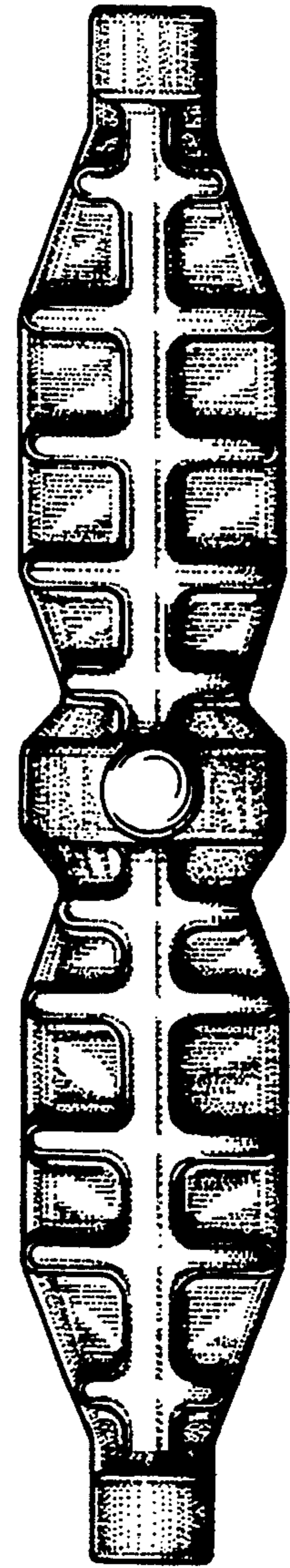


FIG. 5

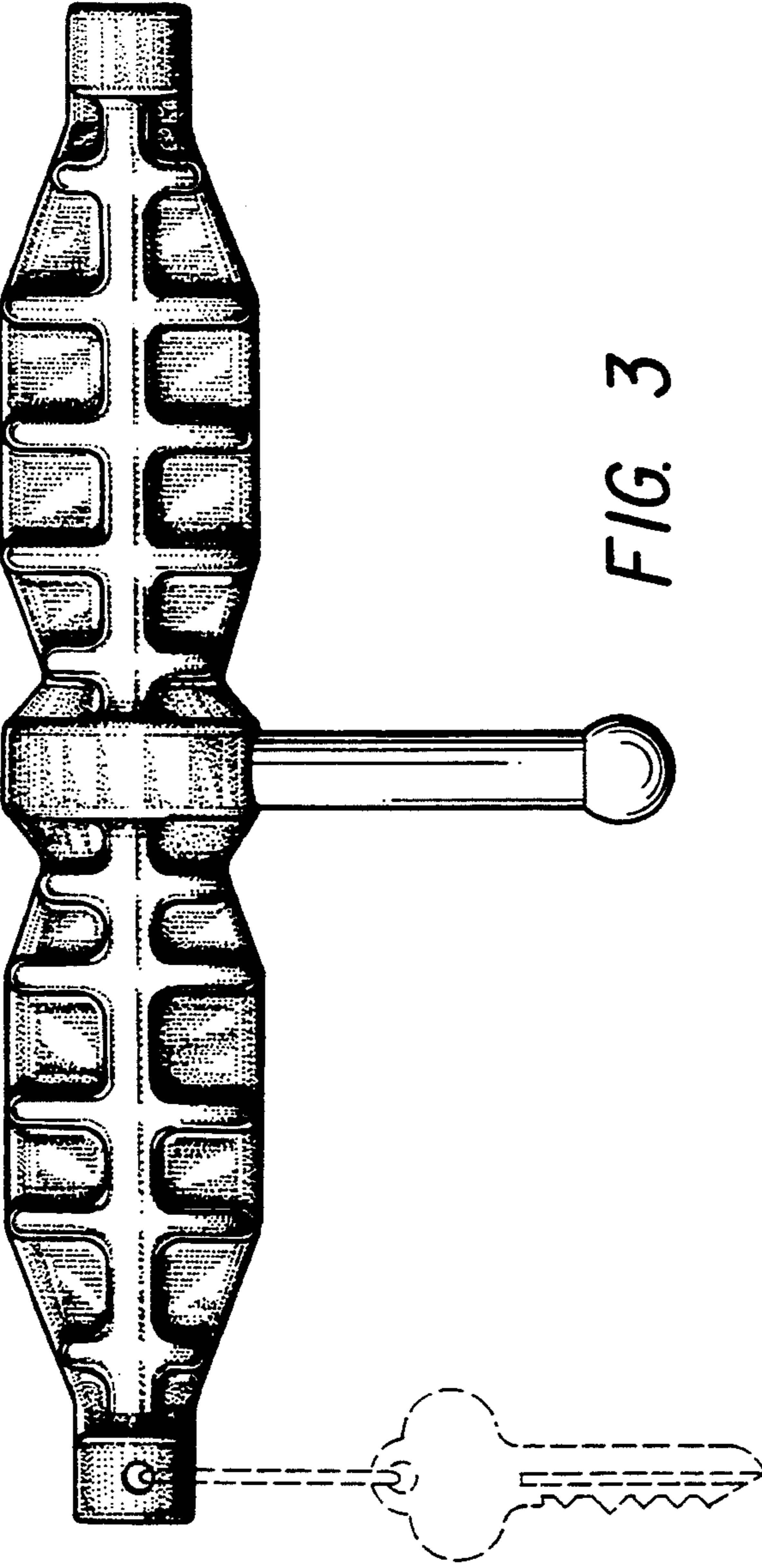


FIG. 3

FIG. 2

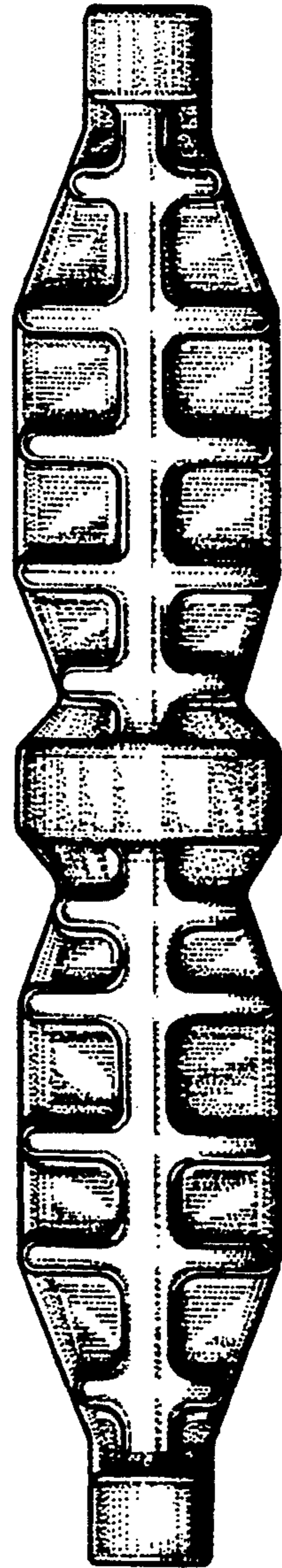


FIG. 4