



US00D352325S

United States Patent [19]

[11] Patent Number: **Des. 352,325**

Joseph

[45] Date of Patent: **** Nov. 8, 1994**

[54] **CROSS-COUNTRY SKI POLE WRIST STRAP**

[57] **CLAIM**

[76] Inventor: **Mark Joseph**, 329 Freesilver Ct.,
Aspen, Colo. 81611

the ornamental design for a cross country ski pole wrist strap, as shown and described.

[**] Term: **14 Years**

DESCRIPTION

[21] Appl. No.: **15,273**

FIG. 1 is a front perspective view of a cross-country ski pole wrist showing my new design;

[22] Filed: **Nov. 12, 1993**

FIG. 2 is a front perspective view of a second embodiment of the ski pole wrist with option overhand attachment in pole;

[52] U.S. Cl. **D21/230**

FIG. 3 is a left side view of FIG. 1;

[58] Field of Search 280/821, 820, 824, 809,
280/814; 224/250; D21/230, 229

FIG. 4 is a rights side view of FIG. 1;

FIG. 5 is a top view of FIG. 1;

FIG. 6 is a side view of FIG. 1 showing the wrist strap in disconnected from a pole with the hook and loop fastener disengaged and removed from the buckle in an unfolded position;

[56] **References Cited**

U.S. PATENT DOCUMENTS

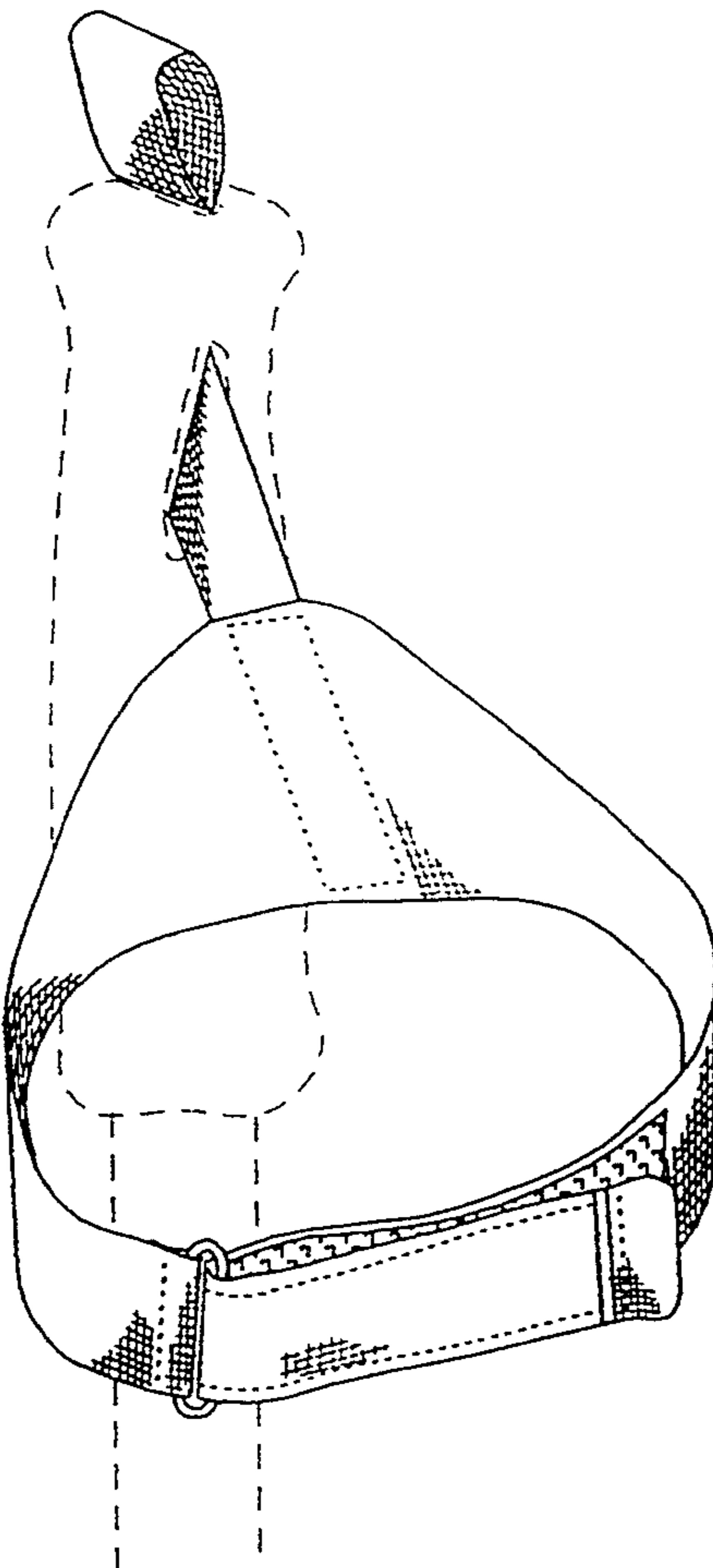
D. 279,026	5/1985	Nordgren et al.	D21/230
D. 325,238	4/1992	Pokkinen et al.	D21/230
3,923,317	12/1975	Penney	D21/230
5,056,819	10/1991	Hayes	D21/230

FIG. 7 is a front view of the optional strap of FIG. 2 disengaged from the strap; and,

FIG. 8 is the opposite side view of FIG. 6.

The broken lines in FIGS. 1 through 4 are for illustrative purposes only and form no part of the claimed design. The smaller broken lines in the strap indicate stitching.

Primary Examiner—Kay H. Chin
Attorney, Agent, or Firm—Glenn L. Webb



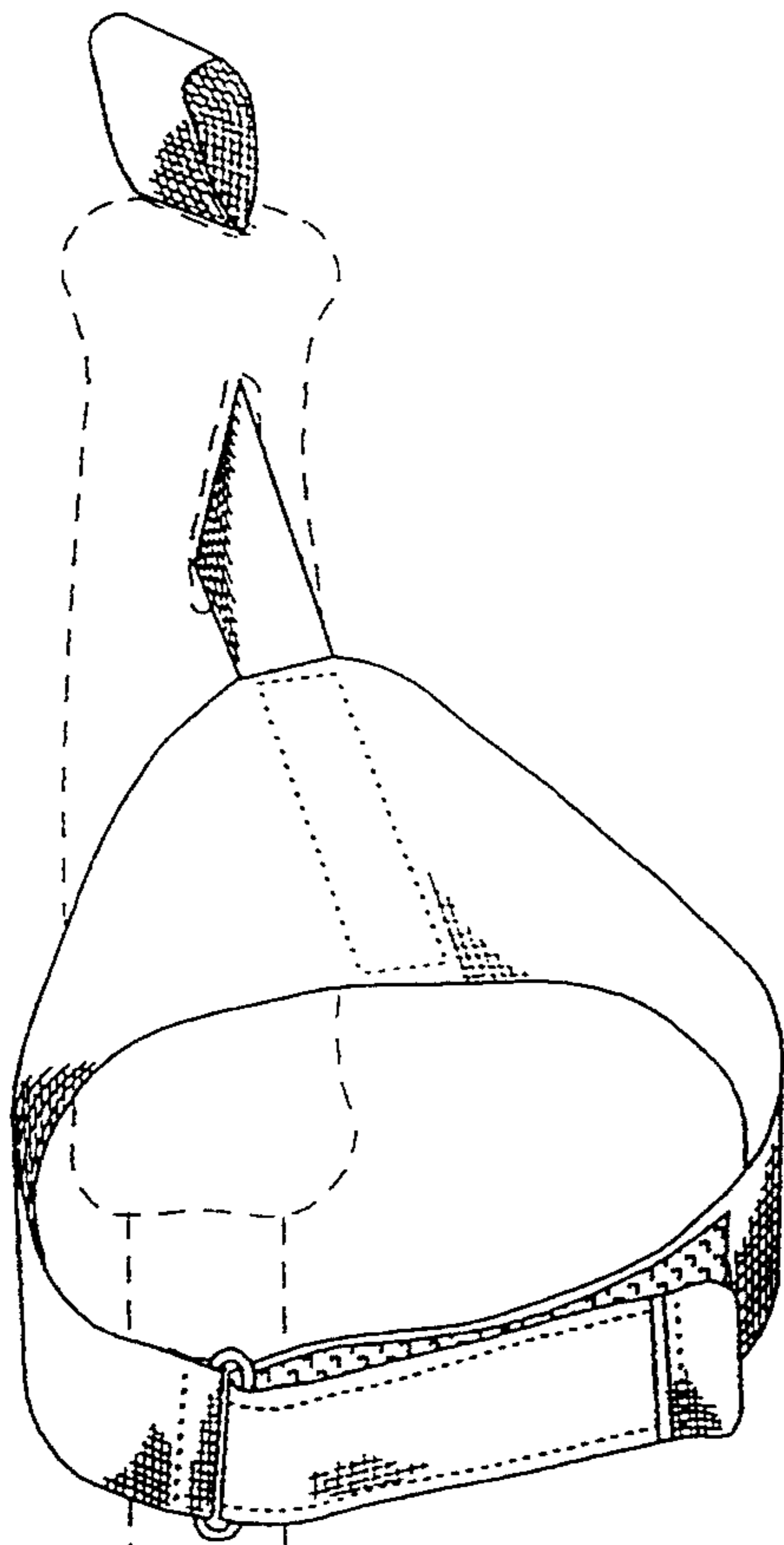


FIG. 1.

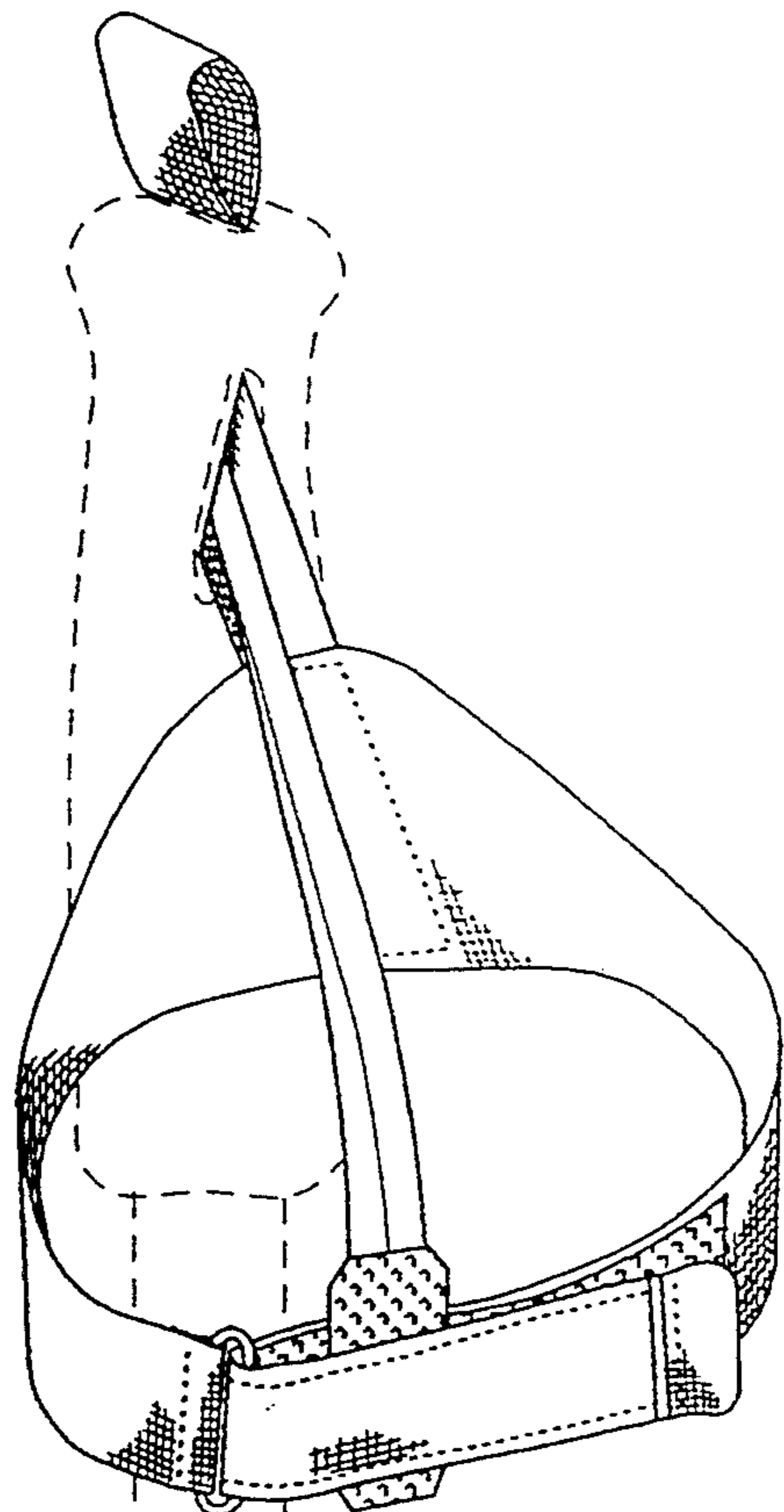


FIG. 2.

