



US00D352311S

**United States Patent** [19]  
**Waldinger**

[11] **Patent Number: Des. 352,311**  
[45] **Date of Patent: \*\* Nov. 8, 1994**

[54] **WRITING INSTRUMENT**

[75] **Inventor: Richard A. Waldinger, Searingtown, N.Y.**

[73] **Assignee: 3 CPCO Corp, New York, N.Y.**

[\*\*] **Term: 14 Years**

[21] **Appl. No.: 6,816**

[22] **Filed: Apr. 8, 1993**

[52] **U.S. Cl. .... D19/51; D19/48; D19/56**

[58] **Field of Search ..... 401/99, 100, 103, 104, 401/209; D19/35, 36, 41-51, 54-58, 81-85**

[56] **References Cited**

**U.S. PATENT DOCUMENTS**

D. 178,924 10/1956 Kahn ..... D19/48

D. 191,185 8/1961 Burnham ..... D19/51  
D. 267,655 1/1983 Verona ..... D19/51  
D. 286,893 11/1986 Regnault ..... D19/51  
D. 328,611 8/1992 Longarzo ..... D19/49  
D. 339,162 9/1993 Verhaegue ..... D19/43 X

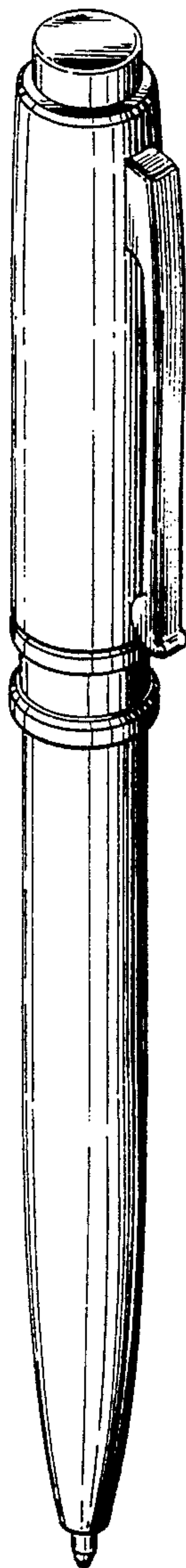
*Primary Examiner—Martie Thompson  
Attorney, Agent, or Firm—Howard C. Miskin*

[57] **CLAIM**

The ornamental design for a writing instrument, as shown and described.

**DESCRIPTION**

FIG. 1 is a top, left front perspective view of a writing instrument showing my new design;  
FIG. 2 is a side elevational view thereof;  
FIG. 3 is a top view thereof; and,  
FIG. 4 is a bottom view thereof.



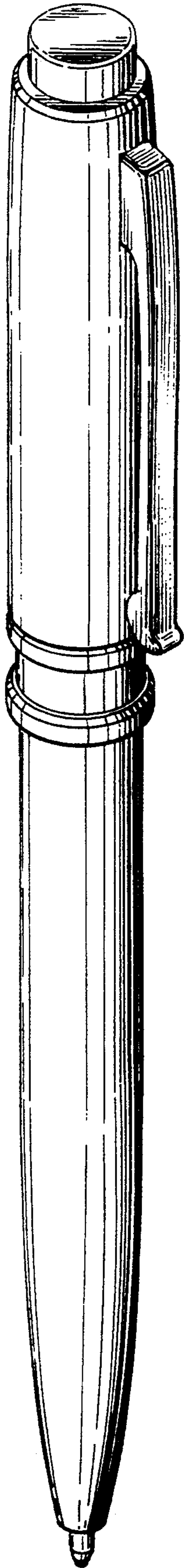


Fig. 1.




Fig. 2.

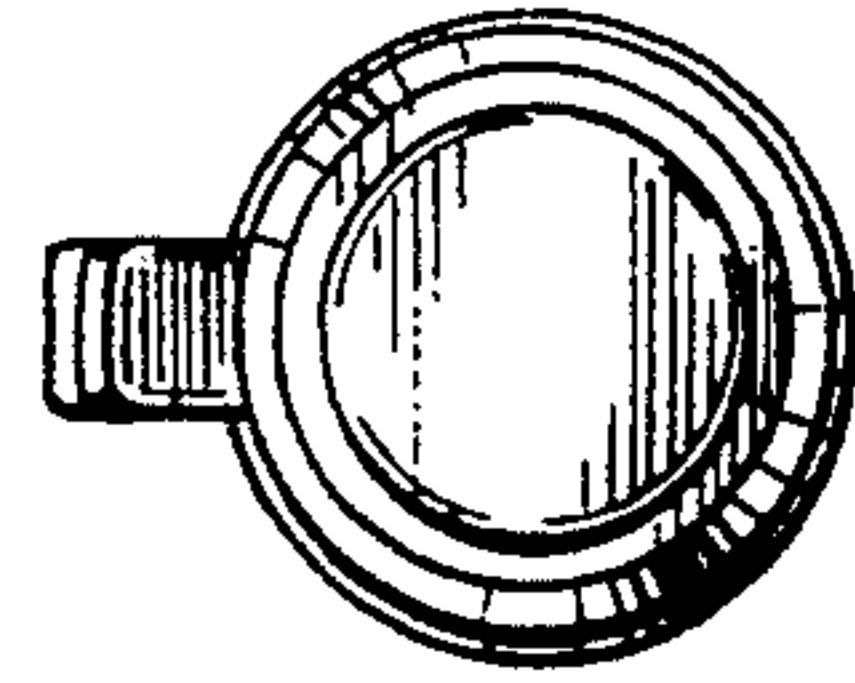


Fig. 3.

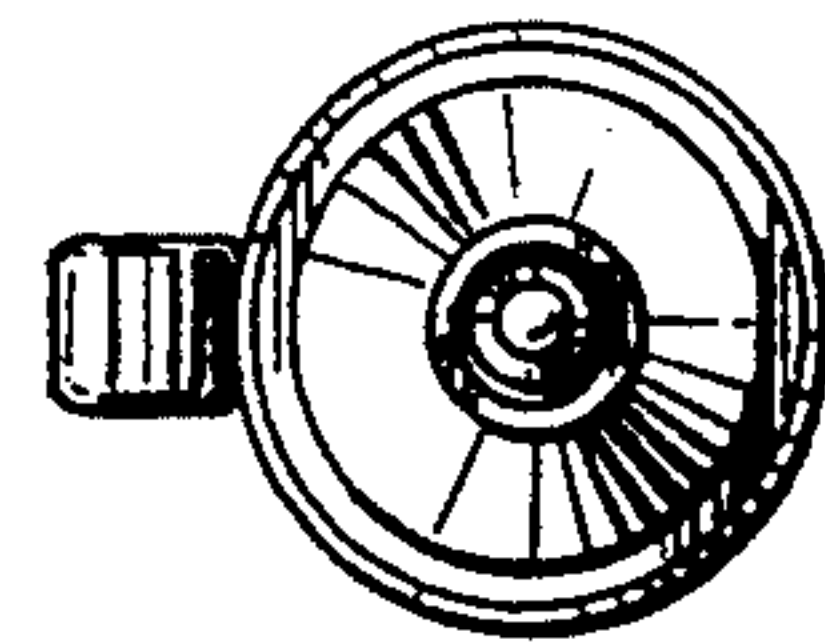


Fig. 4.