



US00D352305S

United States Patent [19]
Cooper

[11] **Patent Number: Des. 352,305**
[45] **Date of Patent: ** Nov. 8, 1994**

[54] **PRINTER CASSETTE**

[75] **Inventor: Alan R. Cooper, Haslingfield, United Kingdom**

[73] **Assignee: Esselte Dymo N.V., St. Niklass,**

[**] **Term: 14 Years**

[21] **Appl. No.: 896,562**

[22] **Filed: Jun. 9, 1992**

[30] **Foreign Application Priority Data**

Apr. 22, 1992 [GB] United Kingdom 2022471

[52] **U.S. Cl. D18/12; D14/121; D18/56**

[58] **Field of Search 400/207, 208, 194, 195, 400/196, 196.1; D18/12, 56; D14/120, 121**

[56]

References Cited

U.S. PATENT DOCUMENTS

- D. 281,331 11/1985 Nibley et al. D18/12
- D. 281,333 11/1985 Nibley et al. D18/56
- D. 317,172 5/1991 Miyamoto et al. D18/12
- D. 342,275 12/1993 Cooper D18/12
- 5,188,469 2/1993 Nagao et al. 400/208 X

Primary Examiner—Alan P. Douglas
Assistant Examiner—Caron D. Veynar
Attorney, Agent, or Firm—Pennie & Edmonds

[57]

CLAIM

The ornamental design for a printer cassette, as shown.

DESCRIPTION

FIG. 1 is a right, front and top perspective view of a printer cassette showing my new design;
FIG. 2 is a left side elevational view;
FIG. 3 is a rear elevational; and,
FIG. 4 is a bottom plan view.

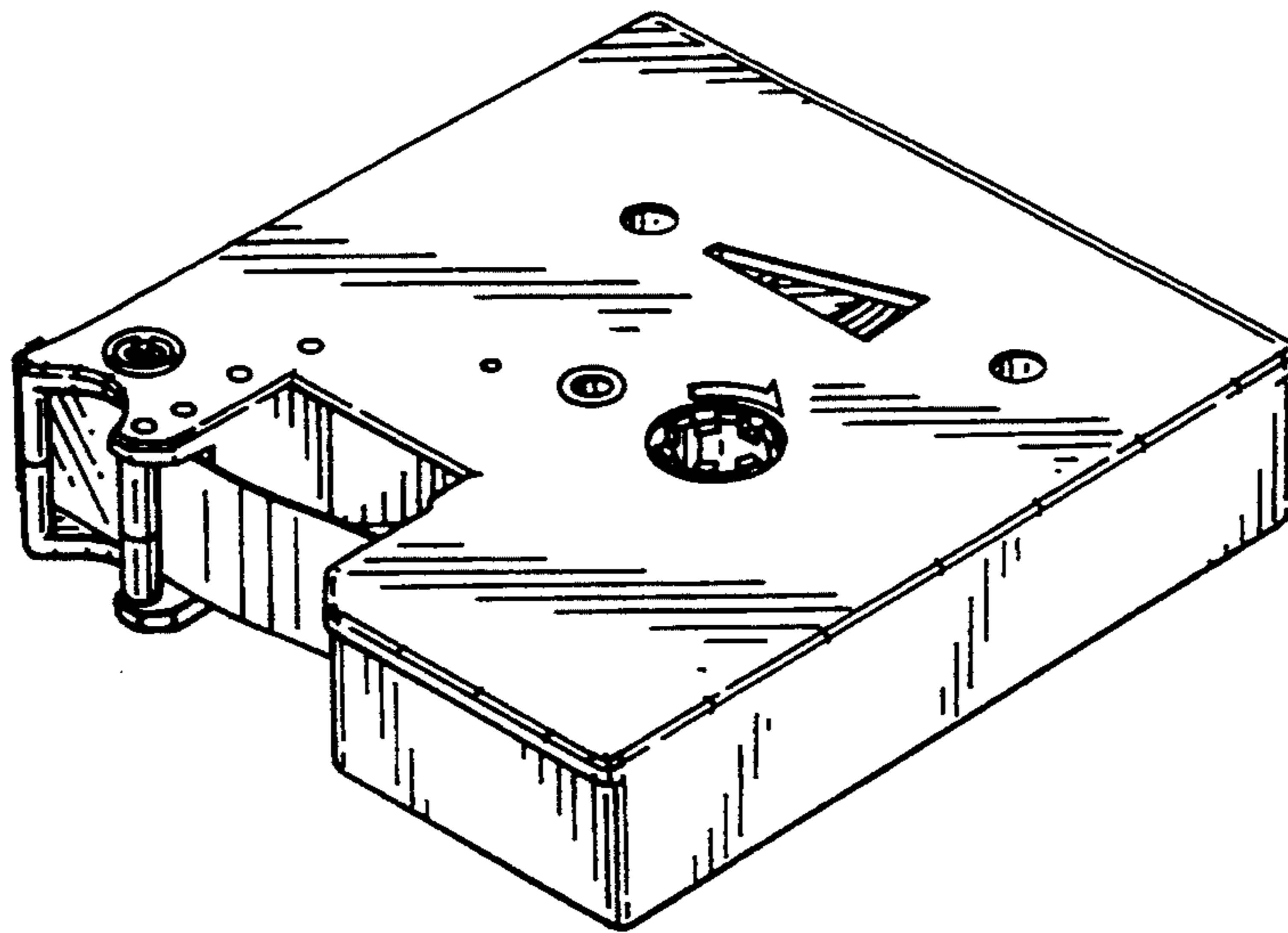


FIG.1.

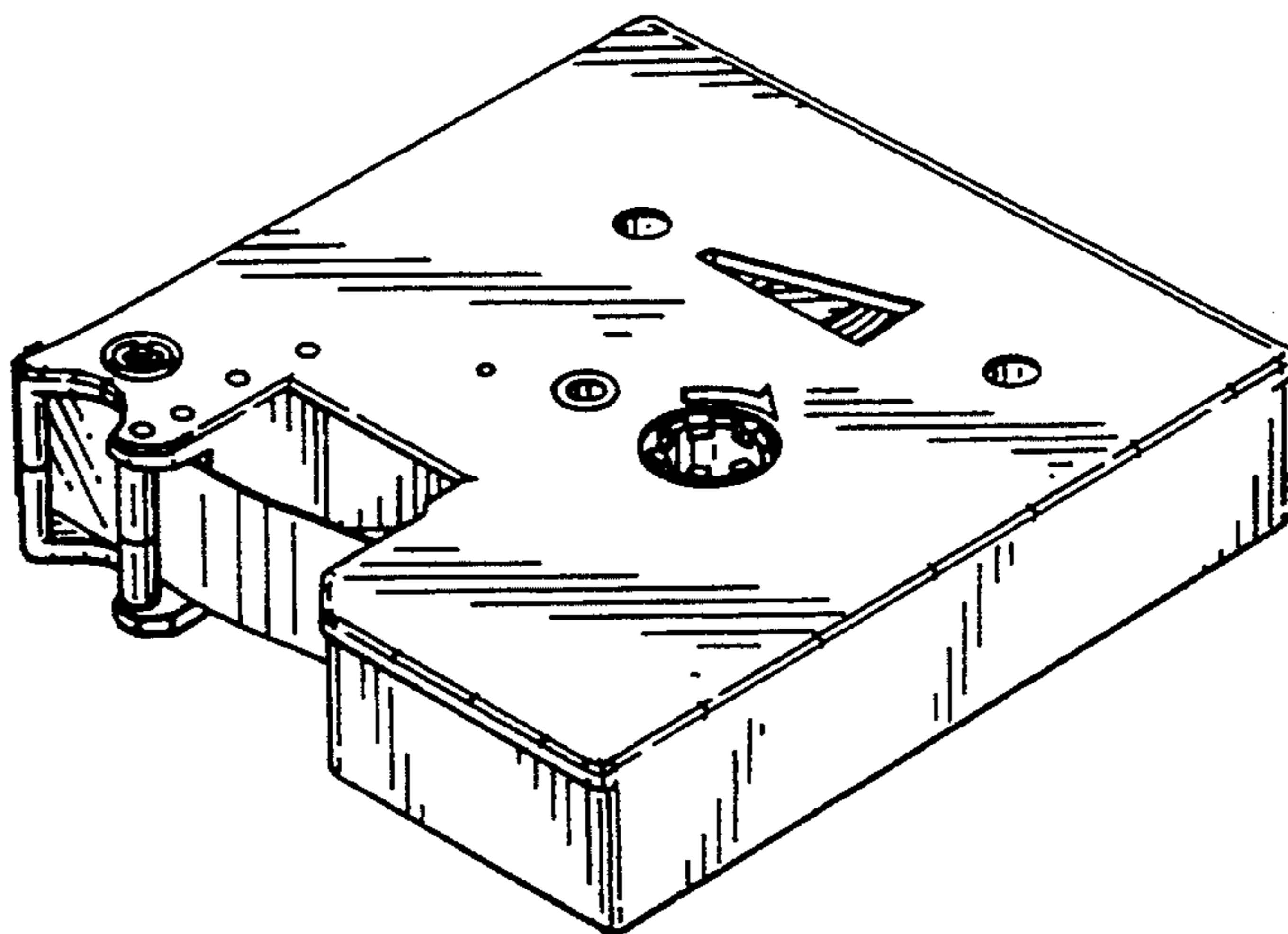


FIG. 2.




FIG. 3.




FIG. 4.

