



US00D352283S

United States Patent [19]

[11] Patent Number: **Des. 352,283**

Schmidt

[45] Date of Patent: **** Nov. 8, 1994**

[54] **TELEPHONE BASE**

[75] Inventor: **James N. Schmidt**, Richmond, Canada

[73] Assignee: **Northern Telecom Limited**, Montreal, Canada

[**] Term: **14 Years**

[21] Appl. No.: **14,935**

[22] Filed: **Nov. 4, 1993**

[52] U.S. Cl. **D14/151**

[58] Field of Search 379/419, 420, 428, 440, 379/433-436; D14/140, 142, 137, 138, 149-151, 240, 241

- D. 319,826 9/1991 Hung D14/142
- D. 321,511 11/1991 Swarthout et al. D14/241 X
- D. 322,786 12/1991 Wu D14/151
- D. 339,341 9/1993 Allen D14/151 X
- D. 340,052 10/1993 Nogas D14/151

Primary Examiner—Nelson C. Holtje
Assistant Examiner—Jeffrey Asch
Attorney, Agent, or Firm—R. J. Austin

[57] **CLAIM**

The ornamental design for a telephone base, as shown and described.

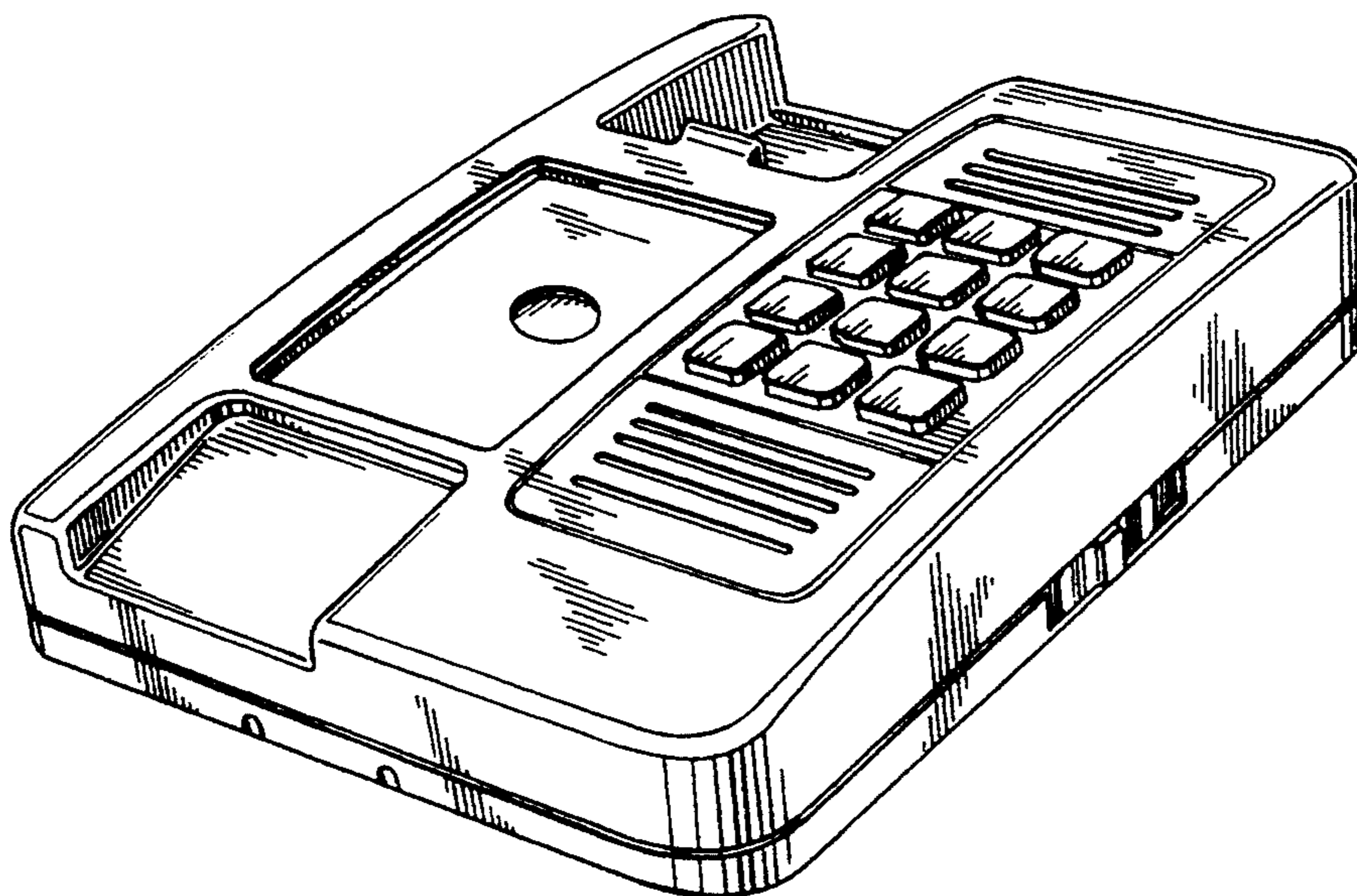
DESCRIPTION

FIG. 1 is a perspective view of a telephone base showing my new design;
FIG. 2 is a top plan view thereof;
FIG. 3 is a bottom plan view thereof;
FIG. 4 is a right hand side view thereof;
FIG. 5 is a left hand side view thereof;
FIG. 6 is a rear elevational view thereof; and,
FIG. 7 is a front elevational view thereof.

[56] **References Cited**

U.S. PATENT DOCUMENTS

- D. 276,430 11/1984 Isaacs D14/149
- D. 285,441 9/1986 Isaacs D14/149
- D. 293,103 12/1987 Gauffin et al. D14/151
- D. 308,059 5/1990 Desbarats D14/151






FIG. 1




FIG. 2

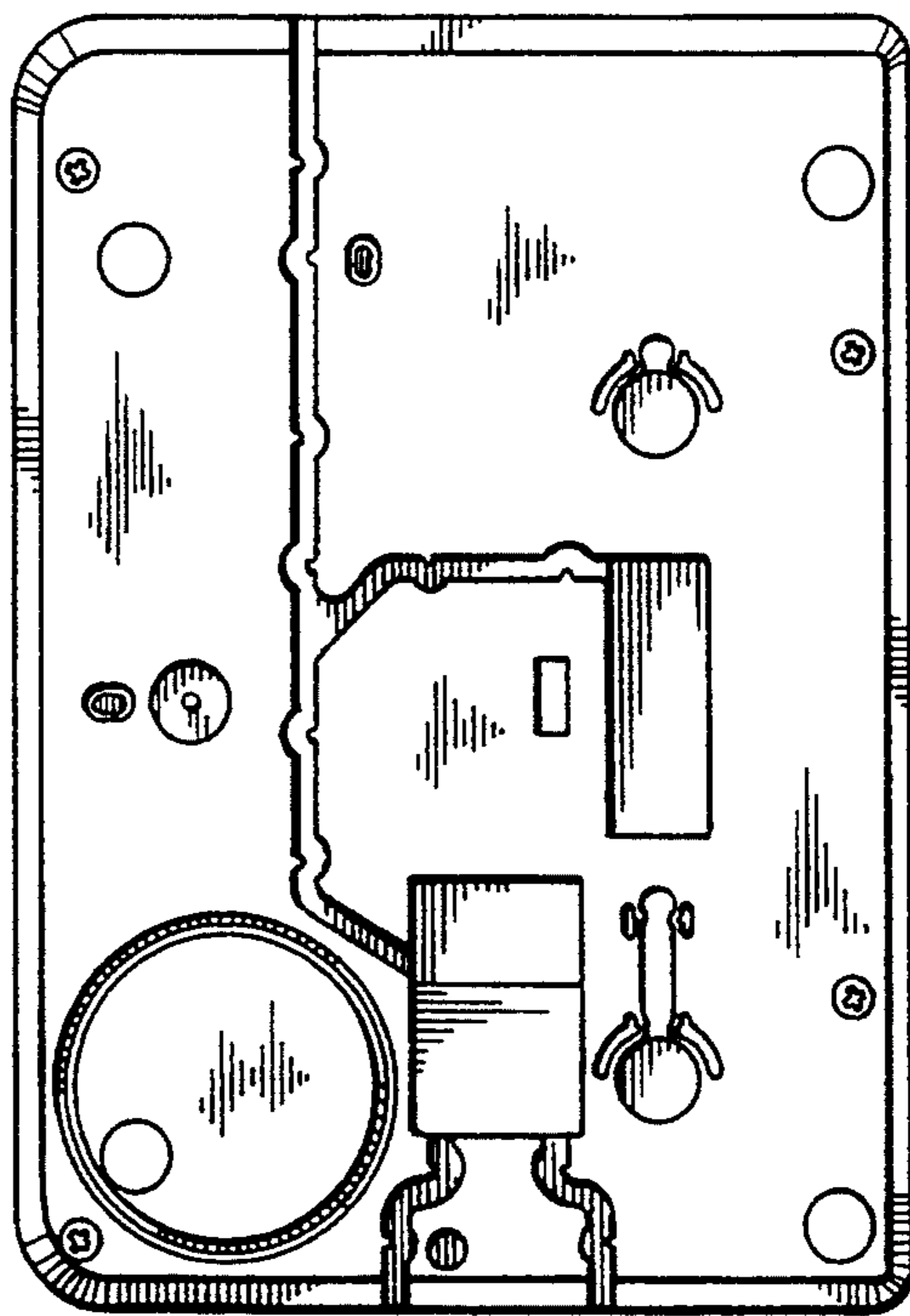


FIG. 3




FIG. 4

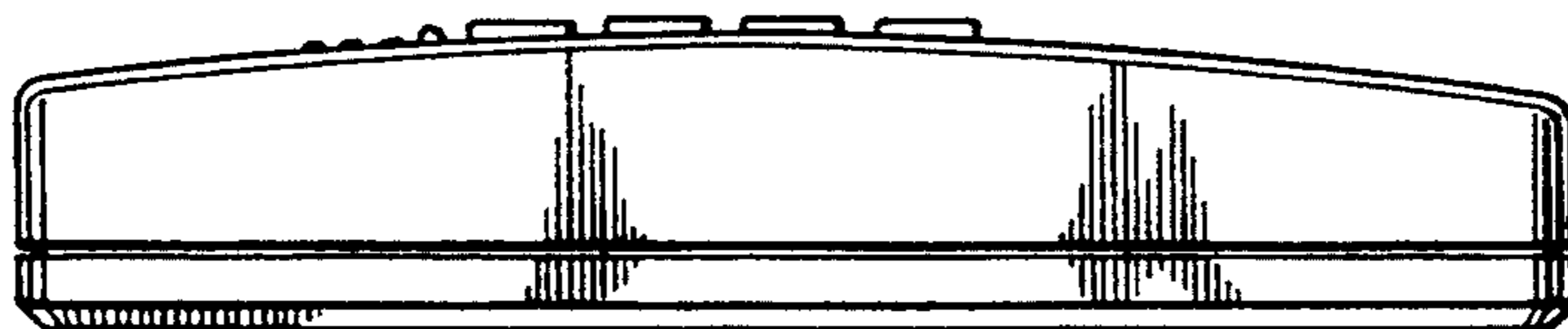


FIG. 5

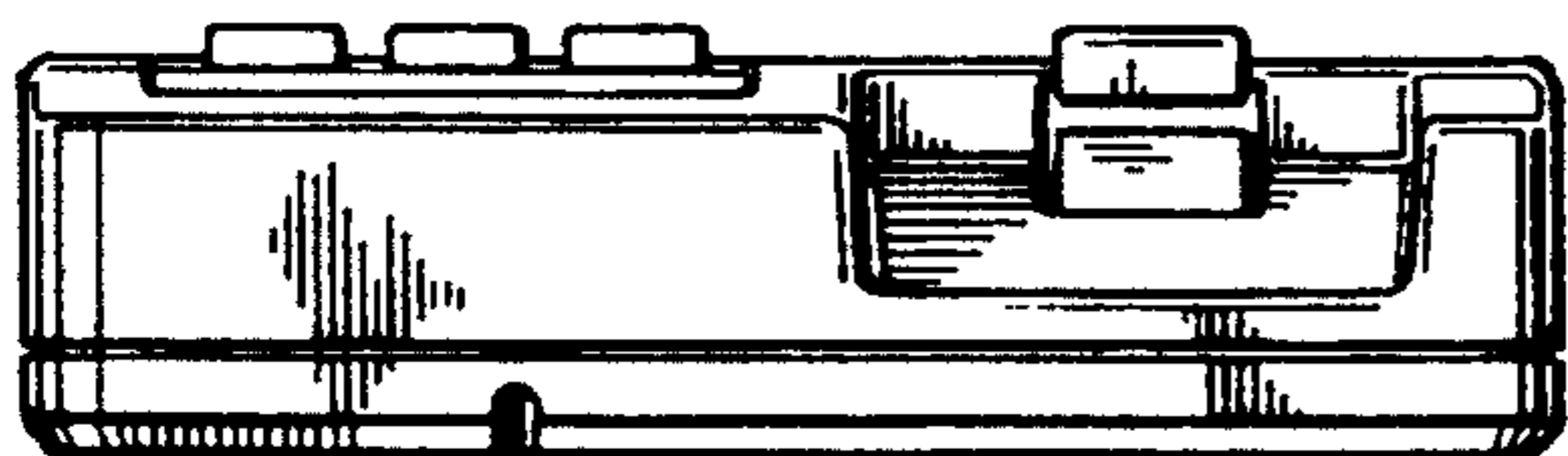


FIG. 6

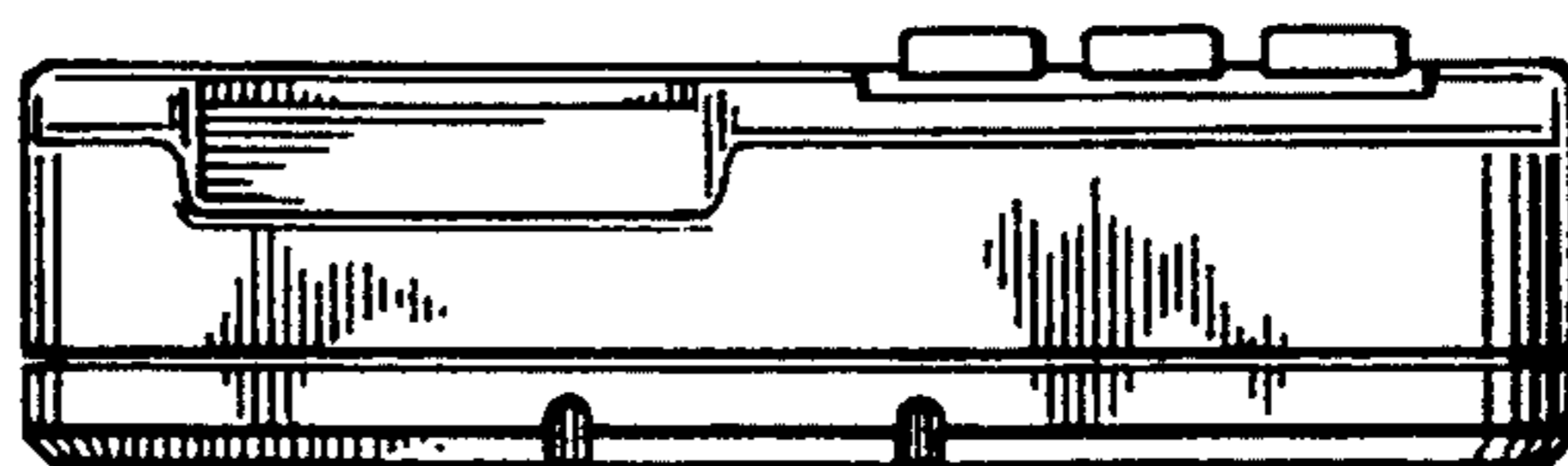


FIG. 7