



US00D352266S

United States Patent [19]

[11] Patent Number: **Des. 352,266**

Niemier

[45] Date of Patent: **** Nov. 8, 1994**

[54] **WATER CRAFT**

[76] Inventor: **Timothy A. Niemier**, 1540 Wall St.,
Bellingham, Wash. 98226

[**] Term: **14 Years**

[21] Appl. No.: **18,793**

[22] Filed: **Feb. 15, 1994**

5,076,194 12/1991 Curtis et al. 114/347
5,094,607 3/1992 Masters 425/429
5,189,974 3/1993 Masters 114/61

FOREIGN PATENT DOCUMENTS

424910 2/1925 Germany .
2673416A1 2/1991 France .
2172553A 9/1986 United Kingdom .

OTHER PUBLICATIONS

Paddler Magazine, Jul. 1992 Issue, pp. 1, 21, 33, 44, 45,
and 62.

Primary Examiner—Kay H. Chin
Attorney, Agent, or Firm—Hughes, Multer & Schacht

Related U.S. Application Data

[63] Continuation-in-part of Ser. No. 11,911, Aug. 16, 1993.

[52] U.S. Cl. **D12/302; D12/300**

[58] Field of Search 114/347, 348, 352, 351;
D12/300, 302, 316

References Cited

U.S. PATENT DOCUMENTS

D. 234,585	3/1975	Lacasse	D12/302
D. 315,713	3/1991	Jepson	D12/302
D. 317,748	6/1991	Arcouette	D12/302
D. 322,774	12/1991	Arcouette	D12/302
4,106,143	6/1978	Lucas	9/1.7
4,407,216	10/1983	Masters	114/347
4,520,747	6/1985	Masters	114/347
4,589,365	5/1986	Masters	114/347
4,660,490	4/1987	Broadhurst	114/56
4,710,143	12/1987	Boulanger	441/65
4,744,327	5/1988	Masters	114/347

CLAIM

[57] The ornamental design for a water craft, as shown and described.

DESCRIPTION

FIG. 1 is a top perspective view of a water craft showing my new design;
FIG. 2 is a top plan view thereof;
FIG. 3 is a side elevational view thereof, the opposite side view being identical;
FIG. 4 is a bottom plan view thereof; and,
FIG. 5 is an end elevational view thereof, the opposite end view being identical.

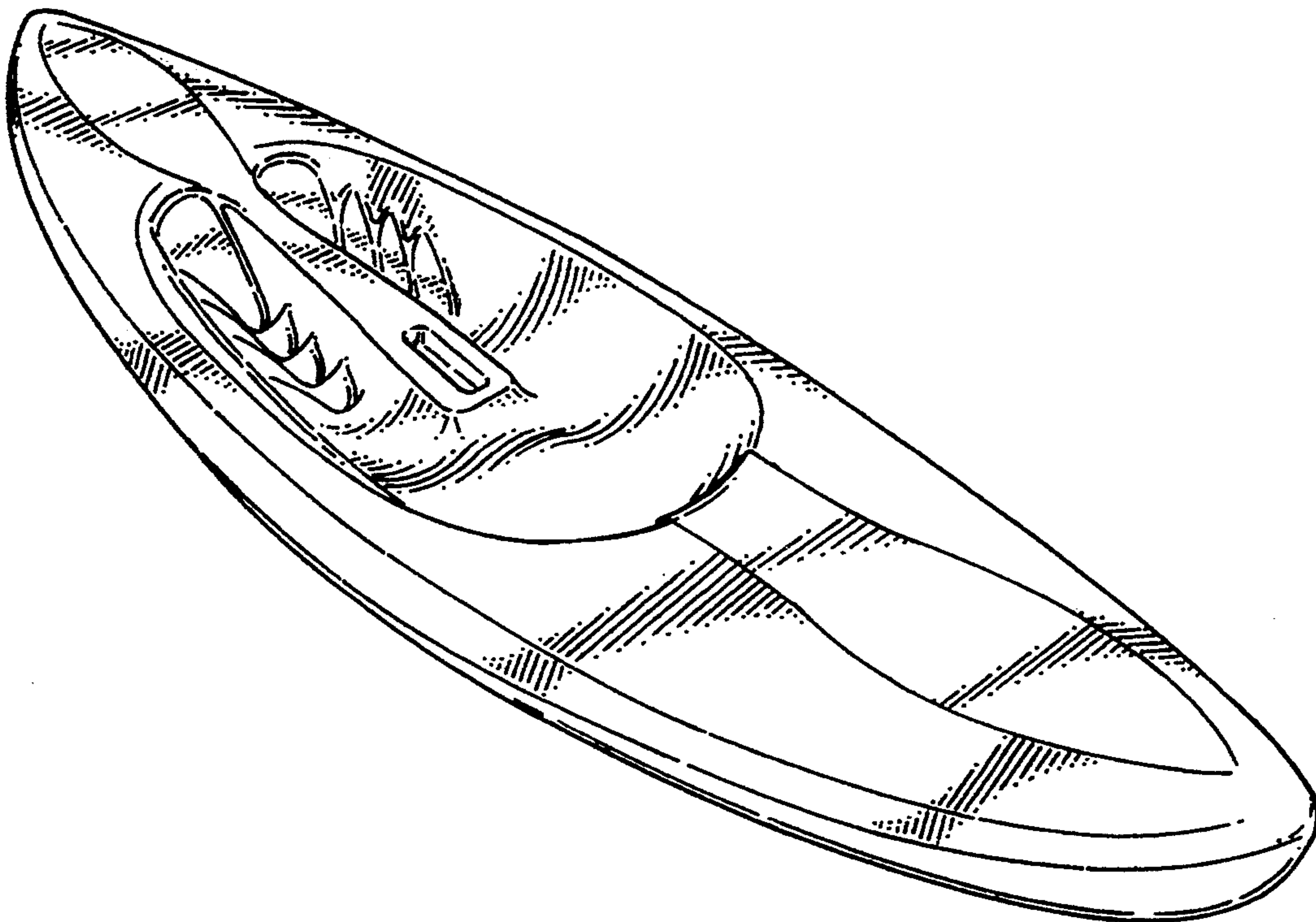


FIG. 1

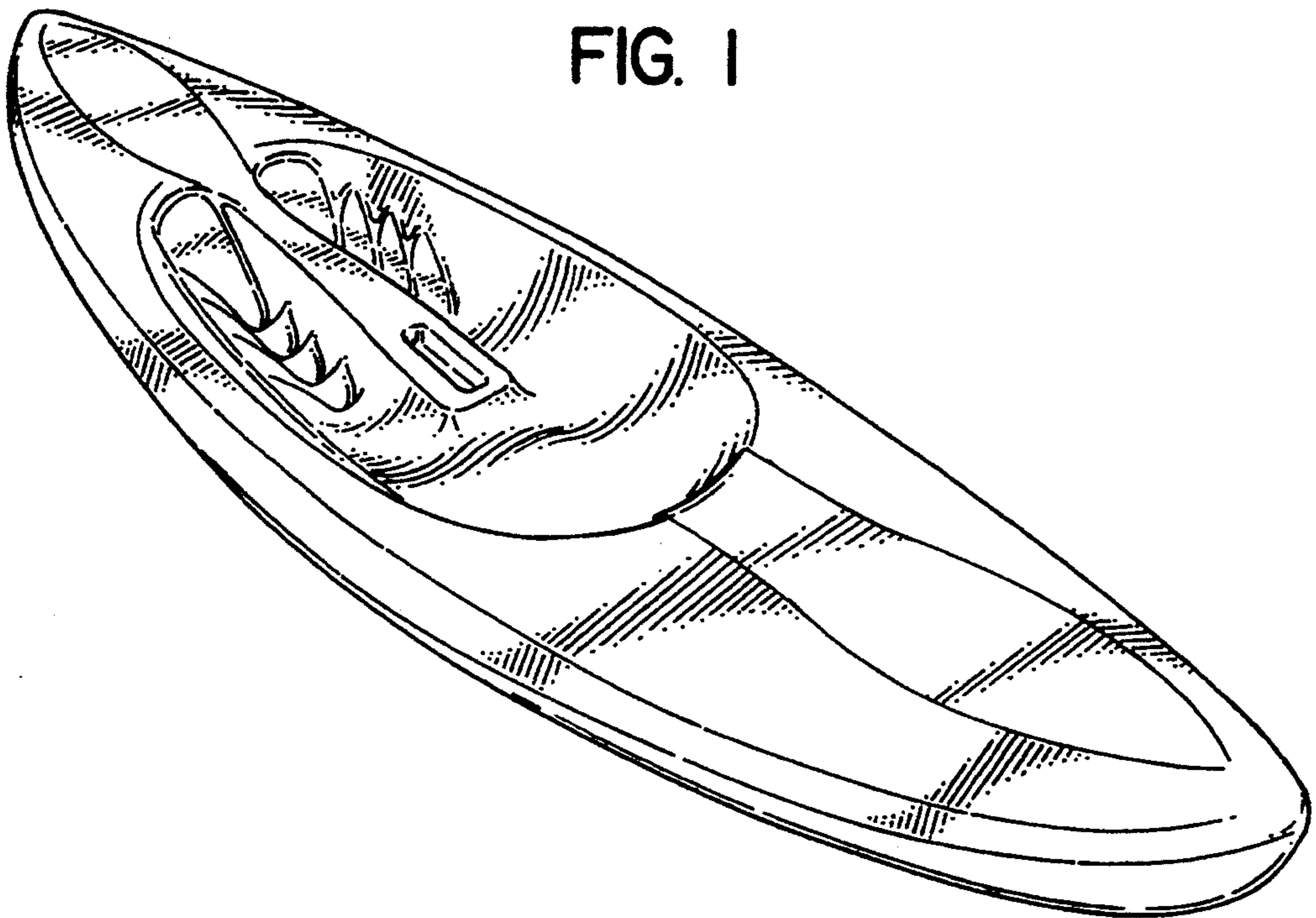


FIG. 2

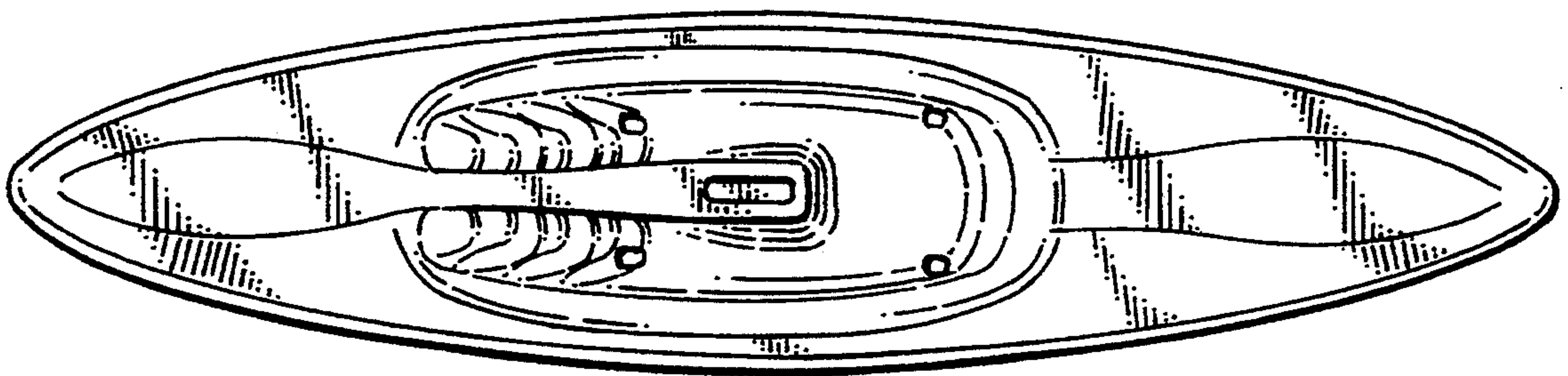


FIG. 3

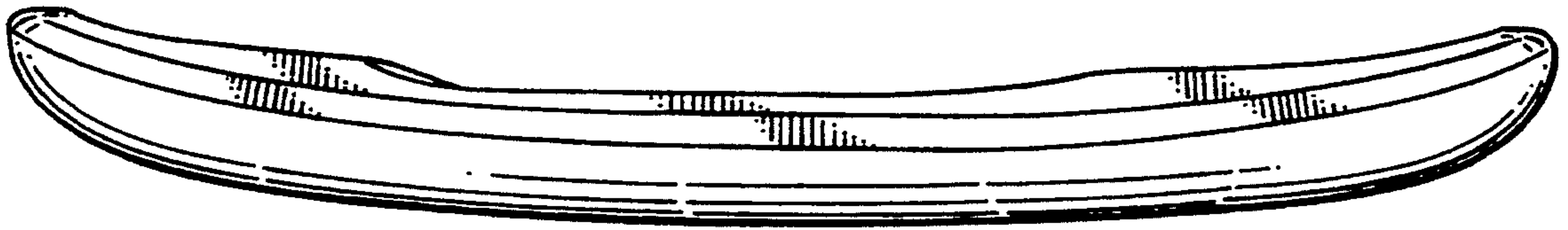


FIG. 4

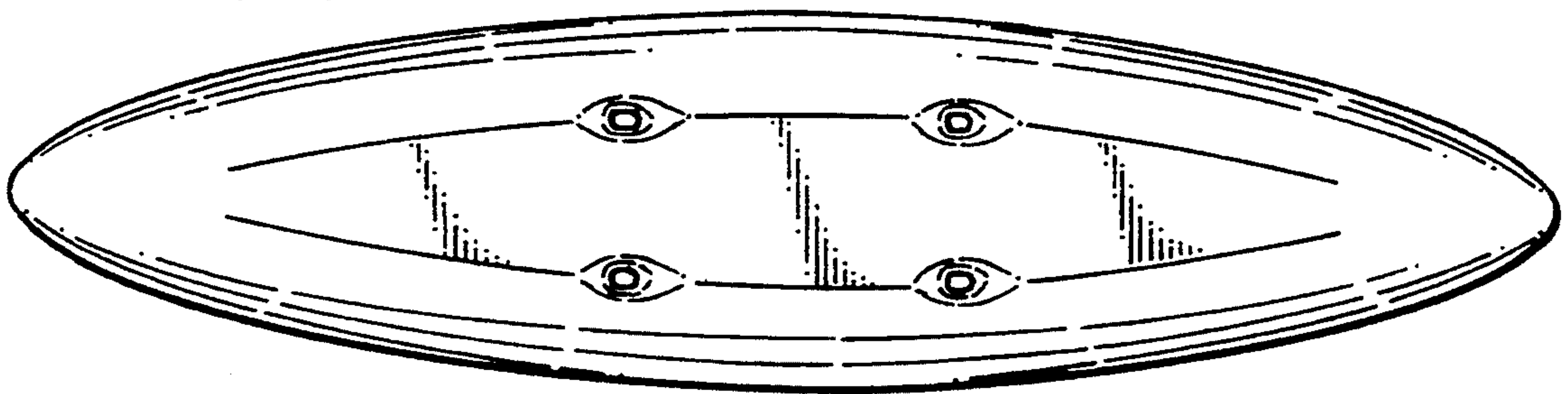


FIG. 5

