



US00D352257S

United States Patent [19]

[11] Patent Number: **Des. 352,257**

Poline

[45] Date of Patent: **** Nov. 8, 1994**

[54] **DOCUMENT HOLDER FOR BICYCLES**

4,828,151 5/1989 Goss 224/30 A
5,207,360 5/1993 Stine 224/30 A

[76] Inventor: **Stephen M. Poline**, 900-100 Mix Ave., Hamden, Conn. 06514

Primary Examiner—Wallace R. Burke
Assistant Examiner—M. Brown
Attorney, Agent, or Firm—Robert A. Seemann

[**] Term: **14 Years**

[21] Appl. No.: **8,071**

[57] **CLAIM**

[22] Filed: **May 7, 1993**

The ornamental design for a document holder for bicycles, as shown and described.

[52] U.S. Cl. **D12/114**

[58] Field of Search 224/30 A, 30 R, 32 A, 224/32 R, 39; 248/451; D12/114



DESCRIPTION

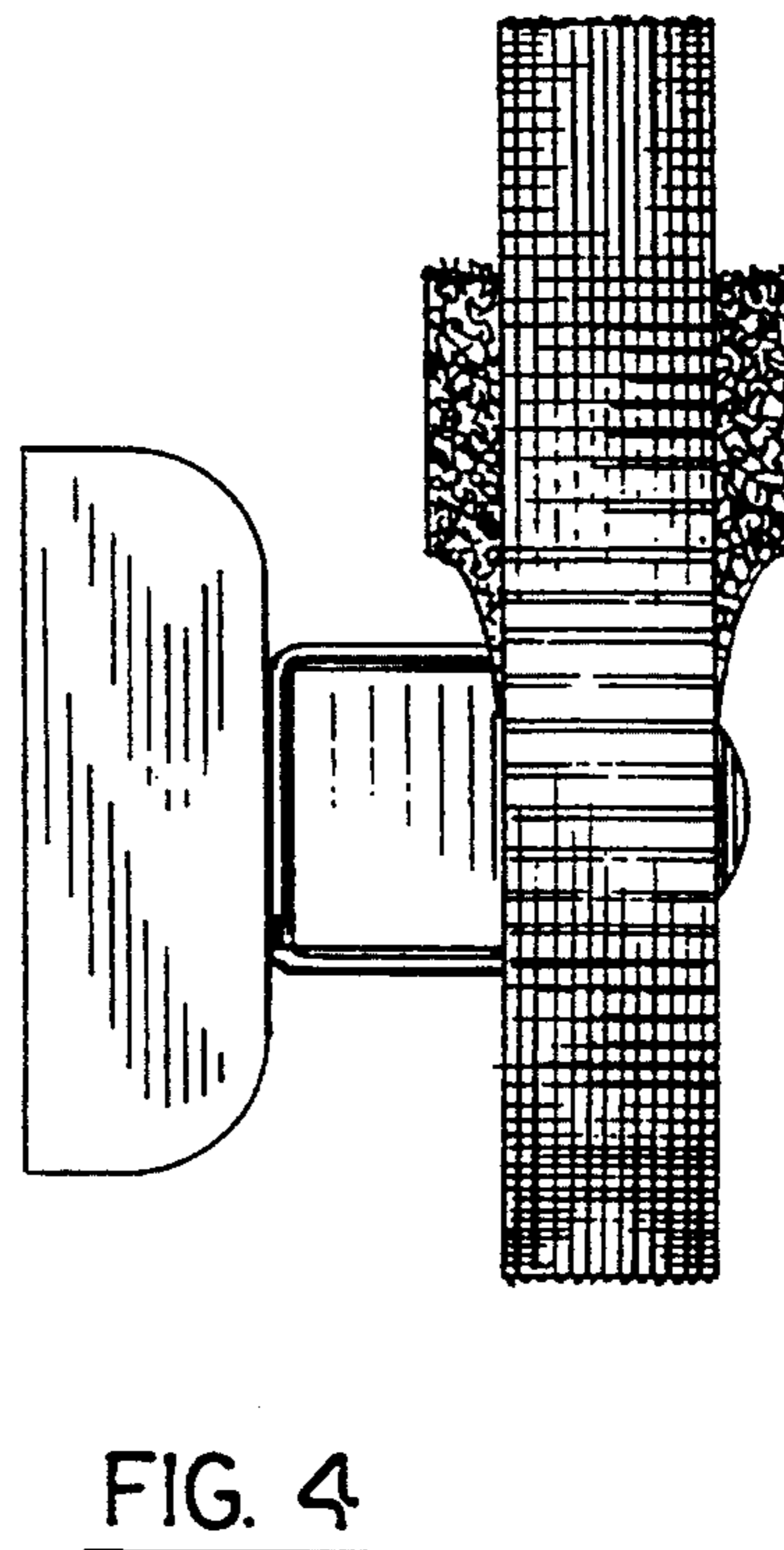
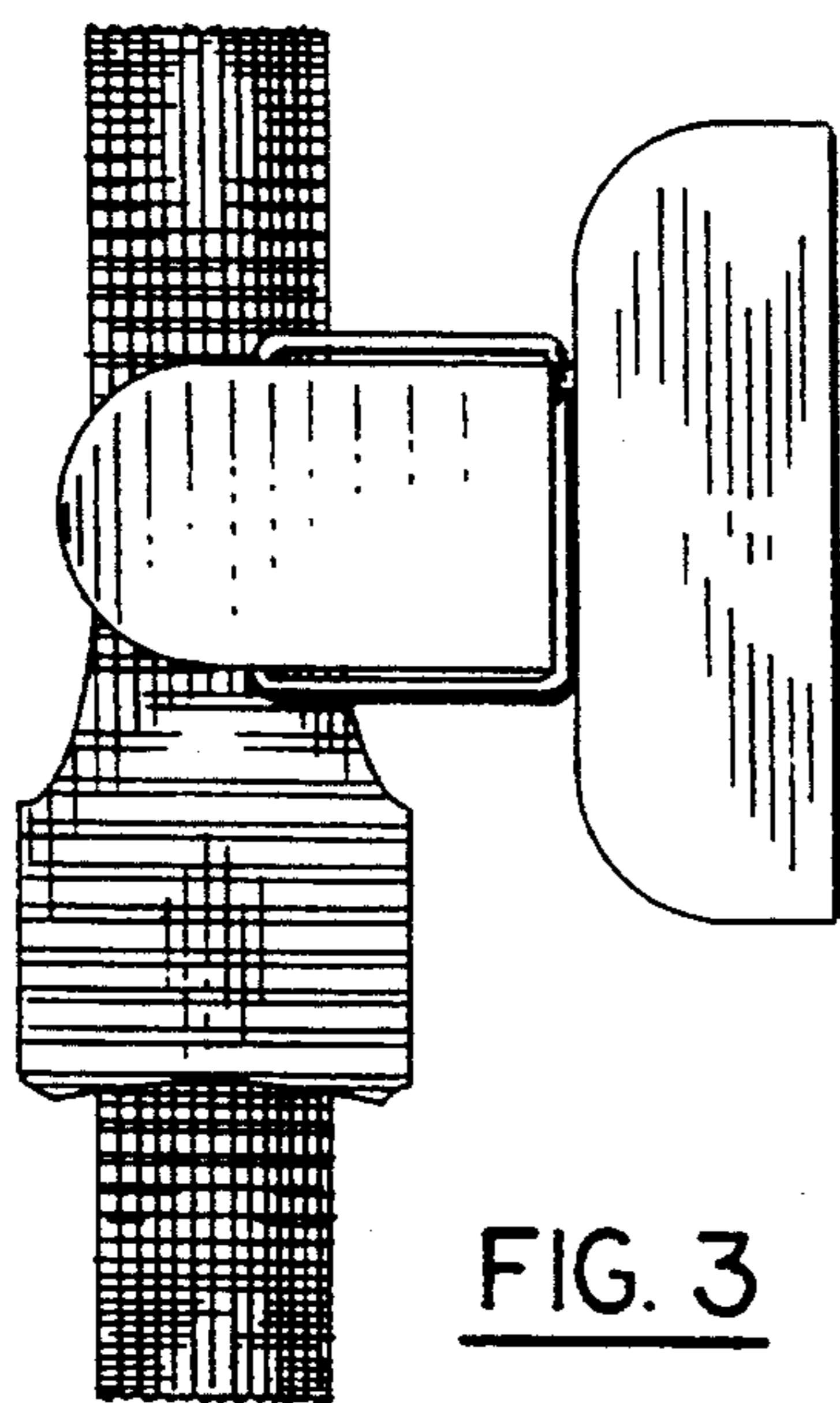
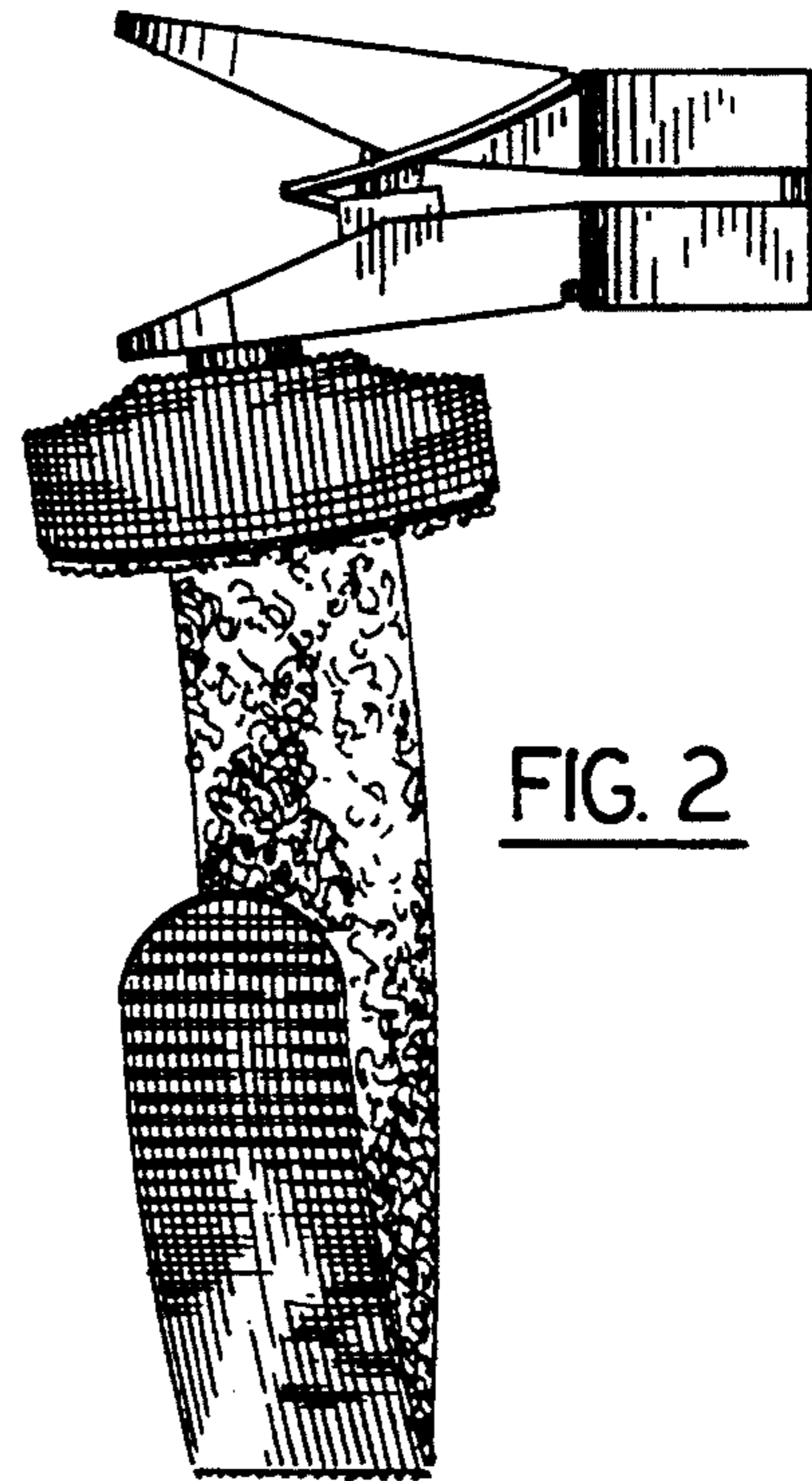
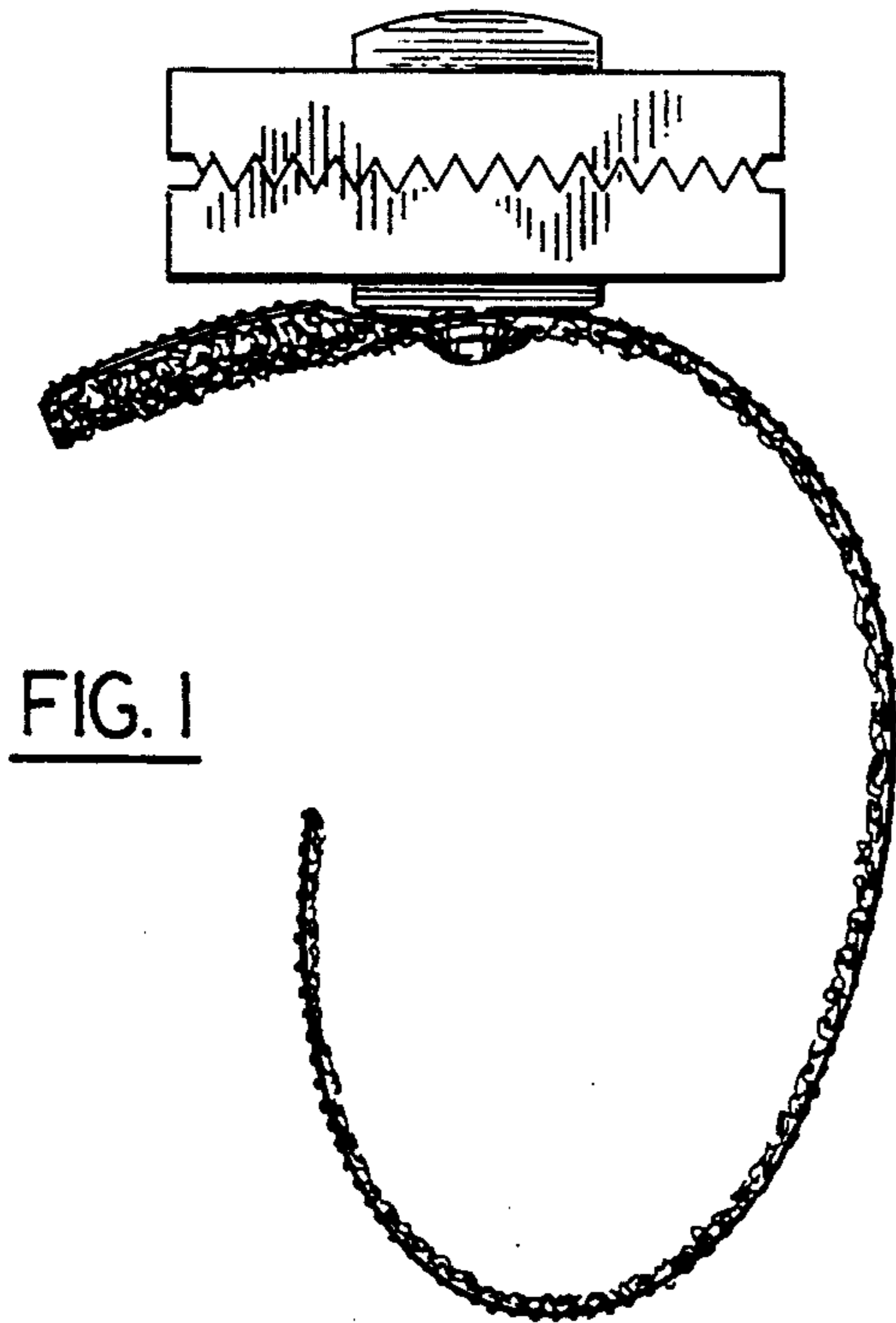
[56] **References Cited**

U.S. PATENT DOCUMENTS

D. 308,355	5/1990	Spoto	D12/191
1,222,458	4/1917	Peterson	224/30 A
4,444,343	4/1984	Perlswerg	224/276
4,688,705	8/1987	Miree	224/39
4,754,902	7/1988	Opfergelt	224/30 A
4,807,788	2/1989	Nolli	224/197
4,819,847	4/1989	Anderson	224/252

FIG. 1 is a front view of a document holder showing my new design;
FIG. 2 is a left side view of the document holder;
FIG. 3 is a top view of the document holder rotated from FIG. 2;
FIG. 4 is a bottom view of the document holder with the clip rotated 180 degrees on the strap;
FIG. 5 is a rear view of the document holder; and,
FIG. 6 is a perspective view of the document holder, the broken lines are shown for illustrative purposes only and form no part of the claimed design.








FIG. 5

FIG. 6

