



US00D352248S

United States Patent [19]

McIlvain et al.

[11] Patent Number: **Des. 352,248**

[45] Date of Patent: **** Nov. 8, 1994**

[54] BOTTLE AND CAP

3,351,074 11/1967 Aston D28/7

[75] Inventors: **Howard H. McIlvain**, Cincinnati, Ohio; **Stephen F. Kelsey**, London, England

OTHER PUBLICATIONS

Avon, Campaign 6, 1982, p. 24, Nail Enamel bottle "A".

[73] Assignee: **The Procter & Gamble Company**, Cincinnati, Ohio

Primary Examiner—Lucy J. Lieberman
Attorney, Agent, or Firm—Ronald W. Kock; Kevin C. Johnson

[**] Term: **14 Years**

[57] CLAIM

[21] Appl. No.: **16,081**

The ornamental design for a bottle and cap, as shown and described.

[22] Filed: **Dec. 6, 1993**

[52] U.S. Cl. **D9/574; D9/452; D28/76**

DESCRIPTION

[58] Field of Search **D9/573, 574, 529, 338, D9/544, 436, 452; 215/1 R, 1 C; D28/7, 76**

FIG. 1 is a perspective view of a bottle and cap embodying our new design;

[56] References Cited

U.S. PATENT DOCUMENTS

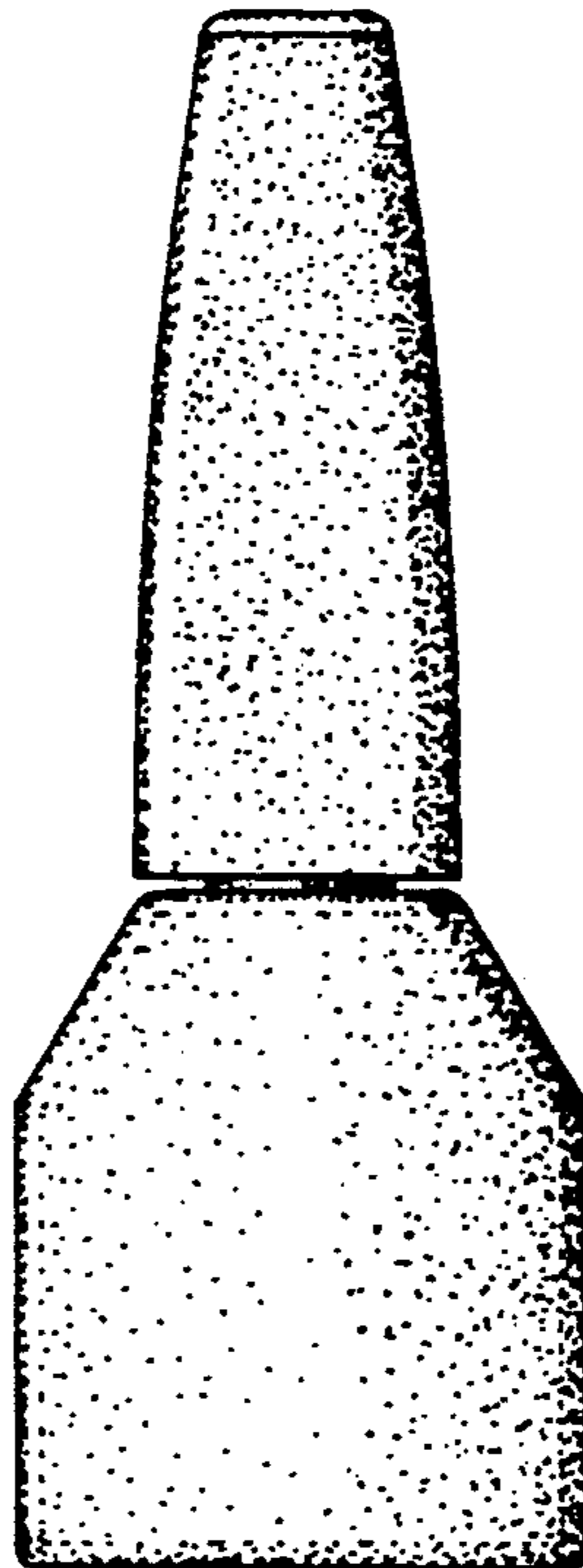
- D. 123,100 10/1940 Higgins D9/573
- D. 258,569 3/1981 Grip D9/529
- D. 269,595 7/1983 Murray D9/574
- D. 289,088 3/1987 Jankewitz D28/7
- D. 338,159 8/1993 Densky et al. D9/574

FIG. 2 is a front elevational view thereof, the rear elevational view being identical to the front elevational view;

FIG. 3 is a right side elevational view thereof, the left side elevational view being identical to the right side elevational view;

FIG. 4 is a top plan view thereof; and,

FIG. 5 is a bottom plan view thereof.



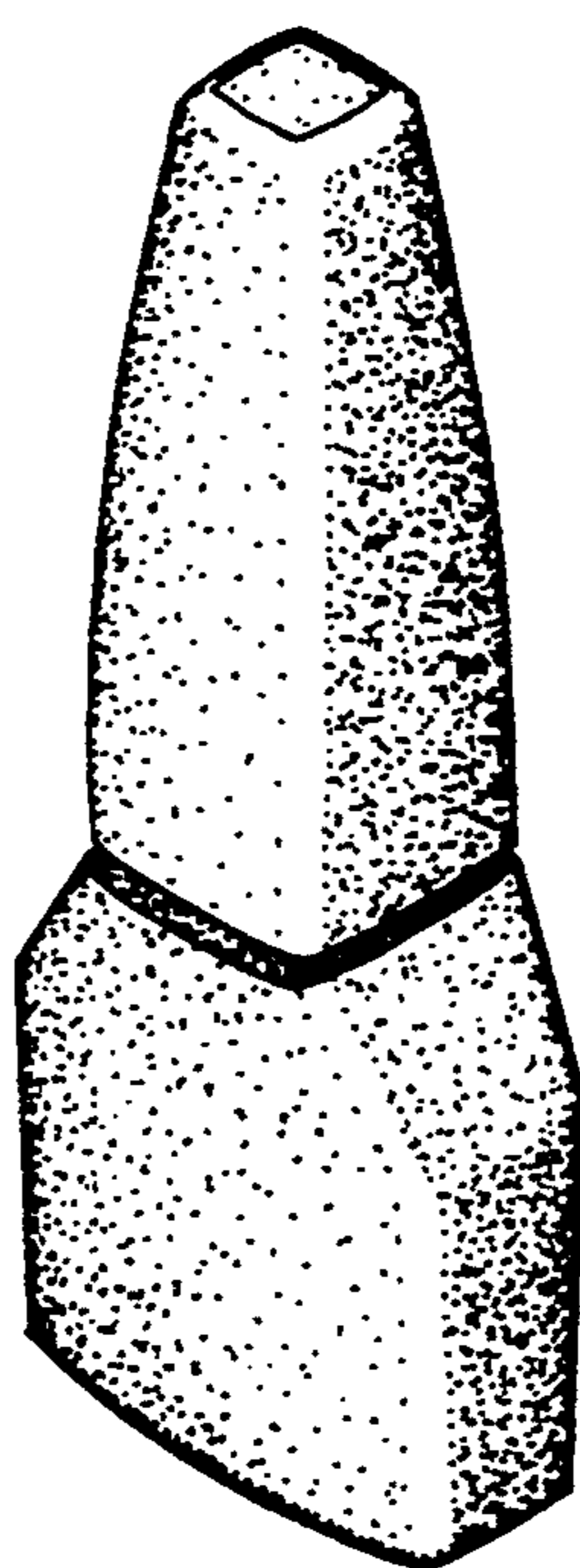


Fig. 1

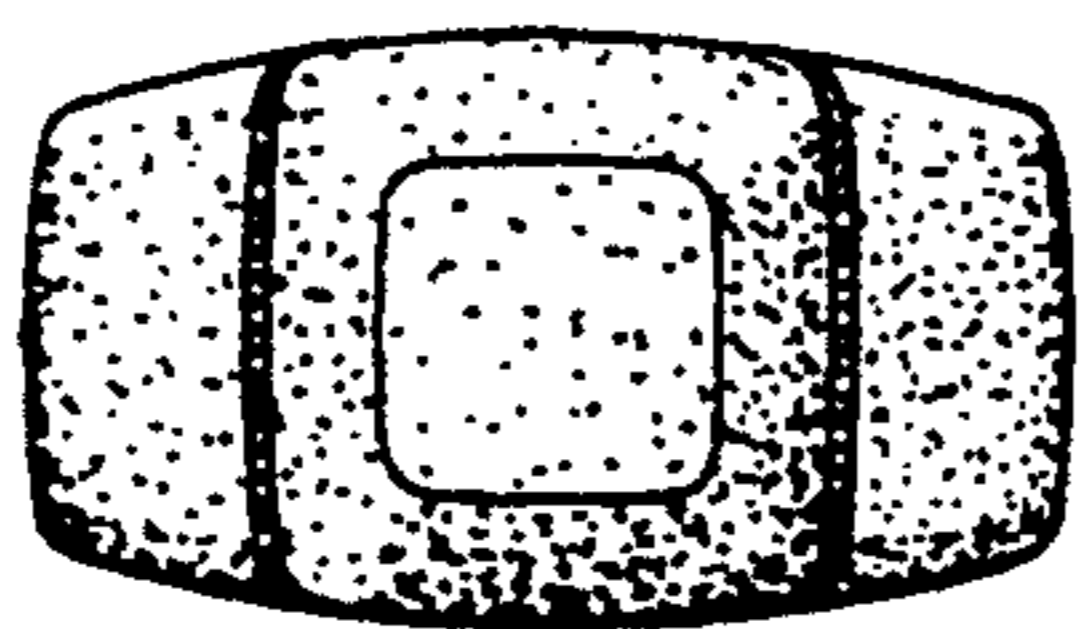


Fig. 4

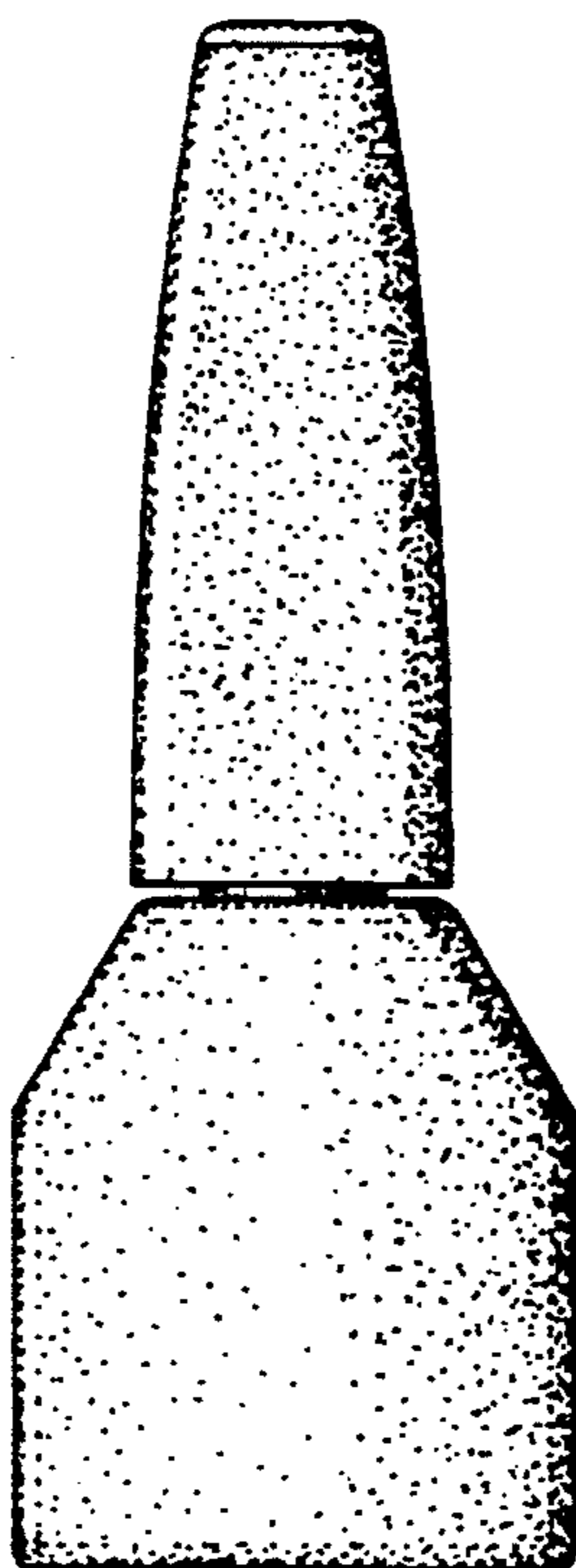


Fig. 2




Fig. 3




Fig. 5