



US00D352241S

United States Patent [19]

[11] Patent Number: **Des. 352,241**

Shiokawa

[45] Date of Patent: **** Nov. 8, 1994**

[54] COMBINED BOTTLE AND CAP

[75] Inventor: **Minoru Shiokawa**, Yokohama, Japan

[73] Assignee: **Shiseido Company, Ltd.**, Tokyo, Japan

[**] Term: **14 Years**

[21] Appl. No.: **13,269**

[22] Filed: **Sep. 22, 1993**

Related U.S. Application Data

[63] Continuation of Ser. No. 885,395, May 19, 1992, abandoned.

[30] Foreign Application Priority Data

Jan. 30, 1992 [JP] Japan 4-2116

[52] U.S. Cl. **D9/523; D9/439; D9/545**

[58] Field of Search **D9/545, 523, 516, 544, D9/526, 575, 537, 549, 439; 215/1 R, 1 C**

[56] References Cited

U.S. PATENT DOCUMENTS

- D. 33,631 12/1900 Klump D9/526
- D. 182,169 2/1958 Du Pree D9/545 X
- D. 207,879 6/1967 Sawachi D9/529 X
- D. 323,110 1/1992 Simms et al. D9/549 X
- D. 325,525 4/1992 Aliano et al. D9/544
- D. 335,626 5/1993 Liao D9/545 X

OTHER PUBLICATIONS

Beauty Fashion, Jun. 1976, p. 3, Halston bottle.

Drug & Cosmetic Industry, Feb. 1979, p. 48, Braun private mold bottle, 2nd from left.

Five (5) photographs showing the 8 ounce bottle for Body Lotion by Halston Fragrances, a division of Prestige Fragrances, Ltd. Distributor, New York, New York 10036 available prior to May, 1991.

Four Photographs Showing The Design Of A Cosmetic Container available prior to May, 1991.

Primary Examiner—Lucy J. Lieberman

Attorney, Agent, or Firm—Lackenbach Siegel Marzullo Aronson & Greenspan

[57] CLAIM

The ornamental design for a combined bottle and cap, as shown and described.

DESCRIPTION

FIG. 1 is a perspective view from the left and front of my new combined bottle and cap;

FIG. 2 is a front elevation thereof, the rear elevation is a mirror image thereto;

FIG. 3 is a right side elevational view thereof;

FIG. 4 is a top plan view thereof;

FIG. 5 is a bottom plan view thereof;

FIG. 6 is a bottom plan view of the cap shown without the bottle for clarity of illustration;

FIG. 7 is a top plan view of the bottle shown without the cap for clarity of illustration; and,

FIG. 8 is a cross sectional view taken along the line VIII—VIII of FIG. 3.

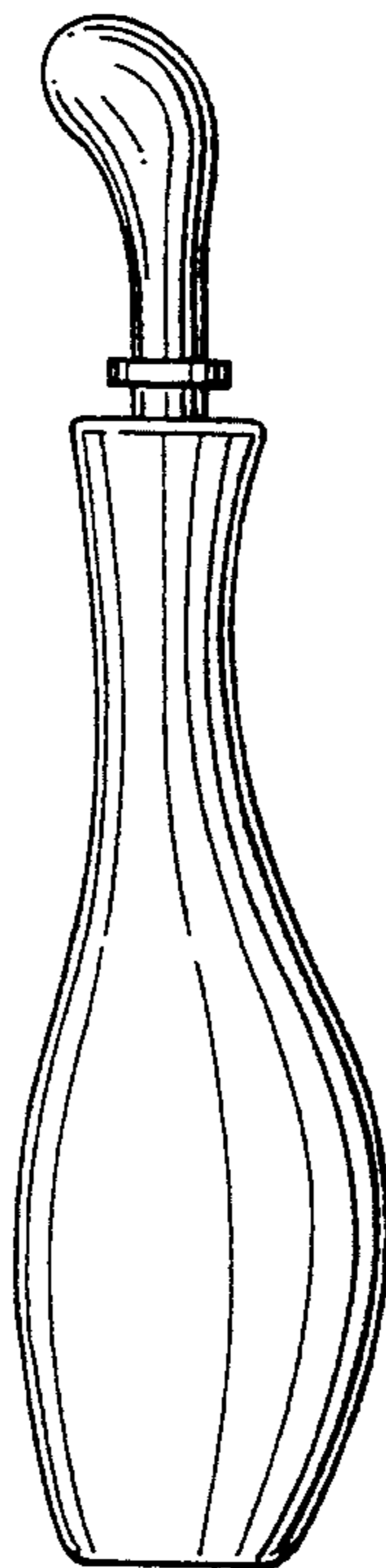


FIG. 1

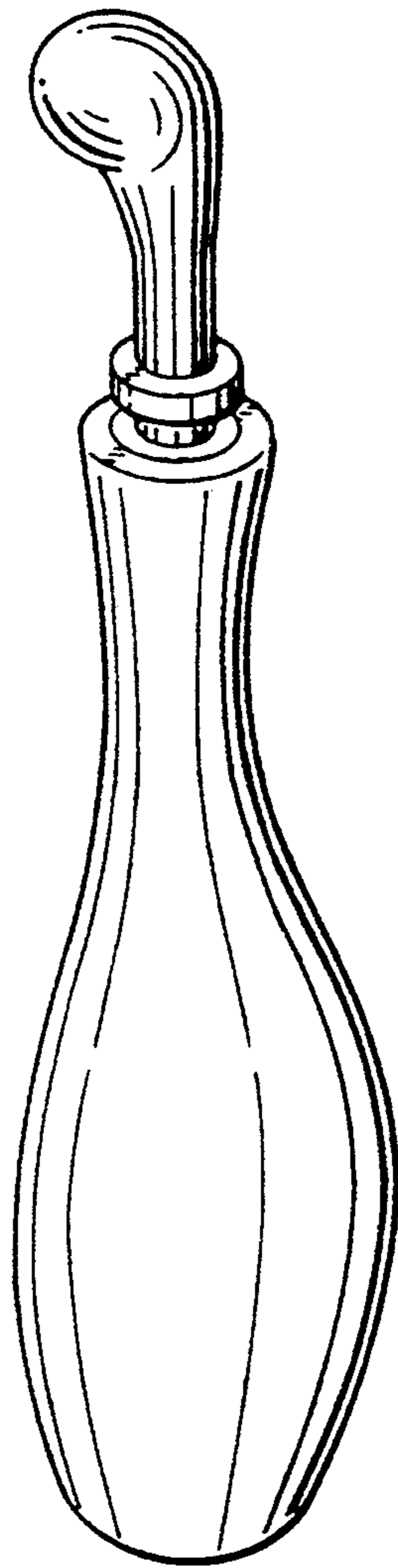


FIG. 2

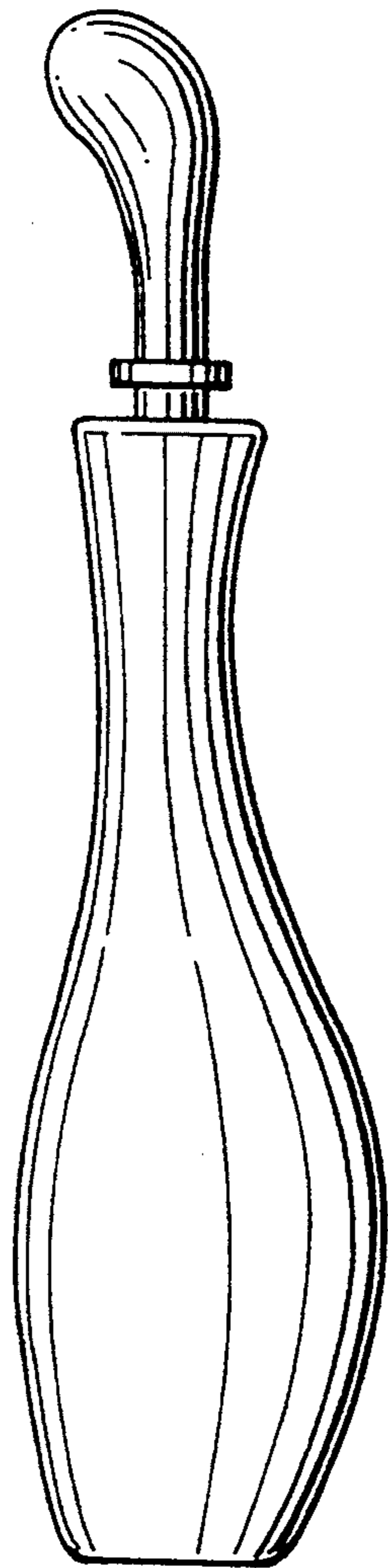


FIG. 3

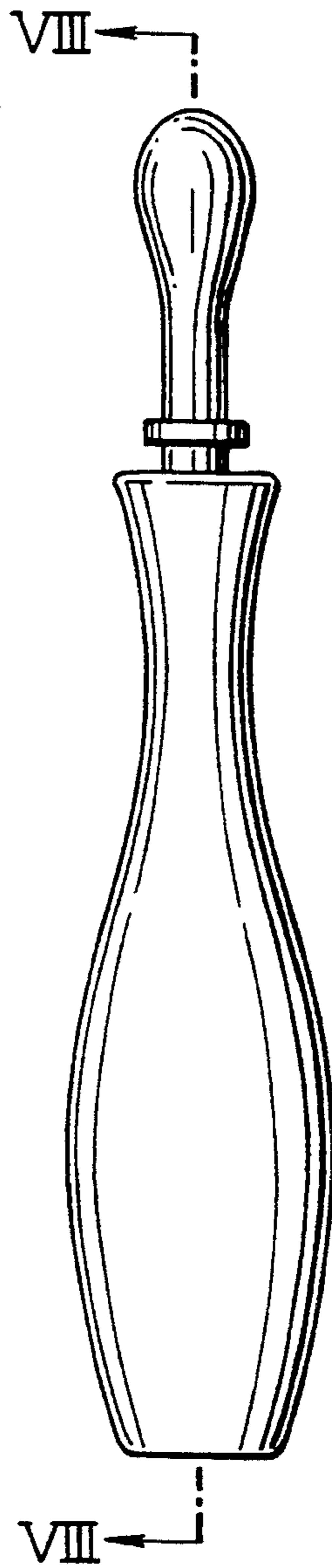


FIG. 4

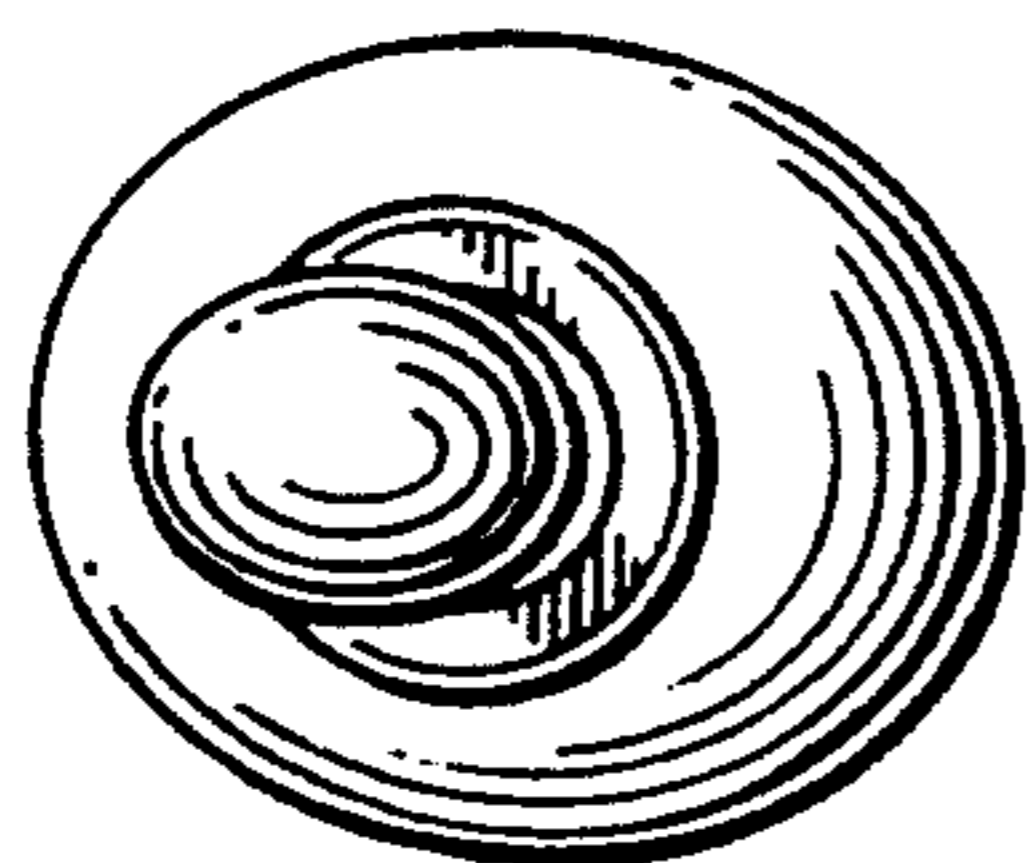


FIG. 5

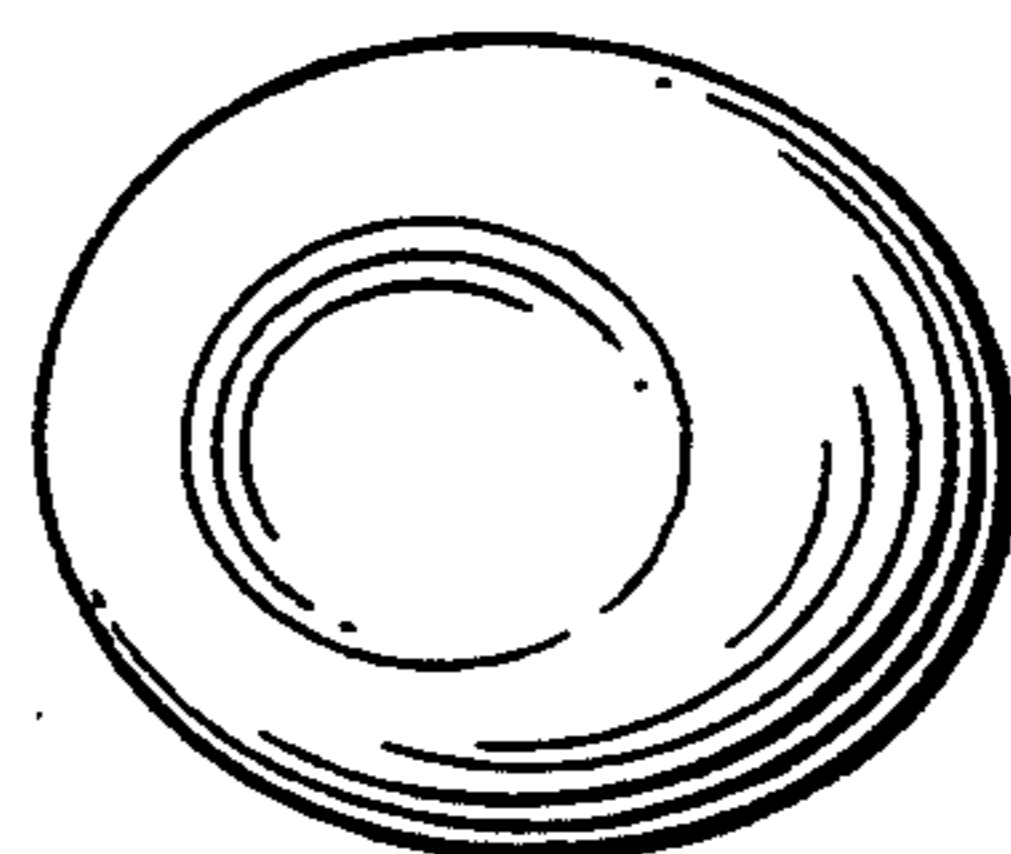


FIG. 6




FIG. 7

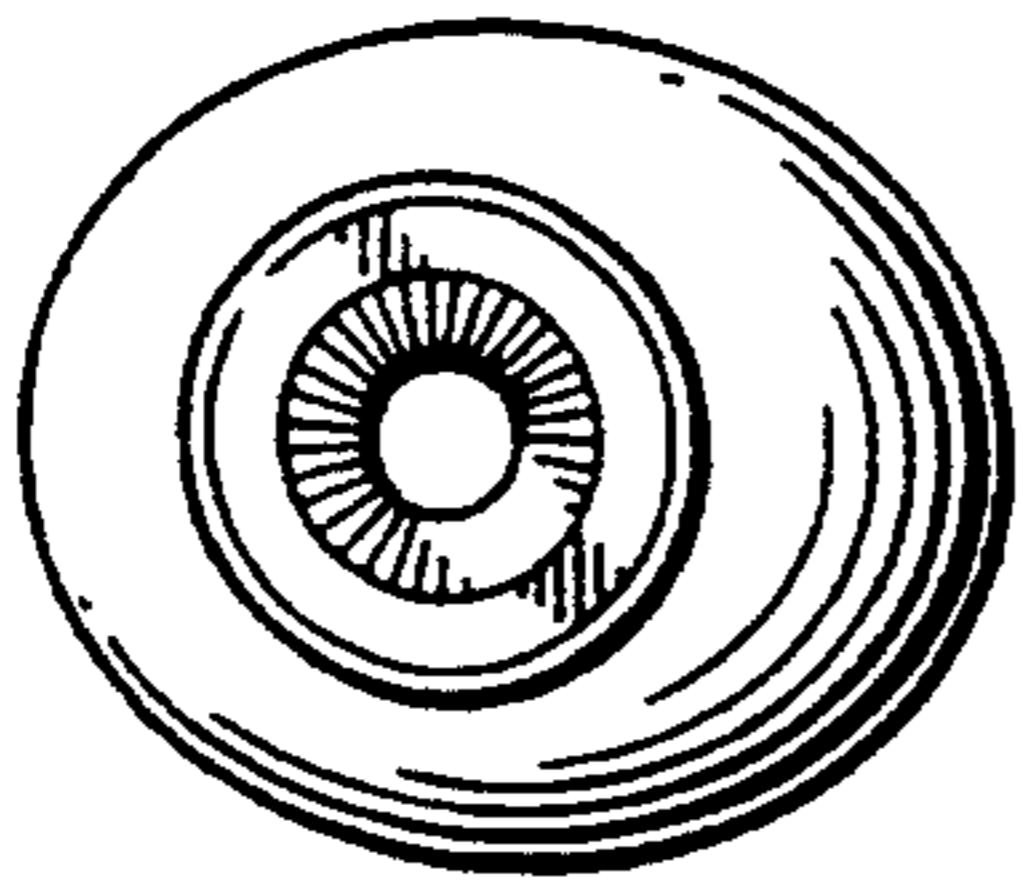


FIG. 8

