



US00D352233S

# United States Patent [19]

[11] Patent Number: **Des. 352,233**

Le Gay

[45] Date of Patent: **\*\* Nov. 8, 1994**

[54] ANTI-THEFT HANGER FOR MOUNTING ON THE REAR OF ARTICLES TO BE HUNG ON A WALL

4,572,470 2/1986 Siffert ..... 248/489 X  
4,858,351 8/1989 Sewell et al. .... 248/497 X

[76] Inventor: **Eldon E. Le Gay**, 2737 S. Quay Way, Denver, Colo. 80227

*Primary Examiner*—Brian N. Vinson  
*Attorney, Agent, or Firm*—Norvell E. Von Behren

[\*\*] Term: **14 Years**

[57] **CLAIM**

[21] Appl. No.: **6,537**

The ornamental design for a anti-theft hanger for mounting on the rear of articles to be hung on a wall, as shown and described.

[22] Filed: **Mar. 29, 1993**

[52] U.S. Cl. .... **D8/373**

**DESCRIPTION**

[58] Field of Search ..... **D8/373; 248/466, 475.1, 248/489, 497-498**

FIG. 1 is a front elevational view of an anti-theft hanger for mounting on the rear of articles to be hung on a wall showing my new design;

[56] **References Cited**

**U.S. PATENT DOCUMENTS**

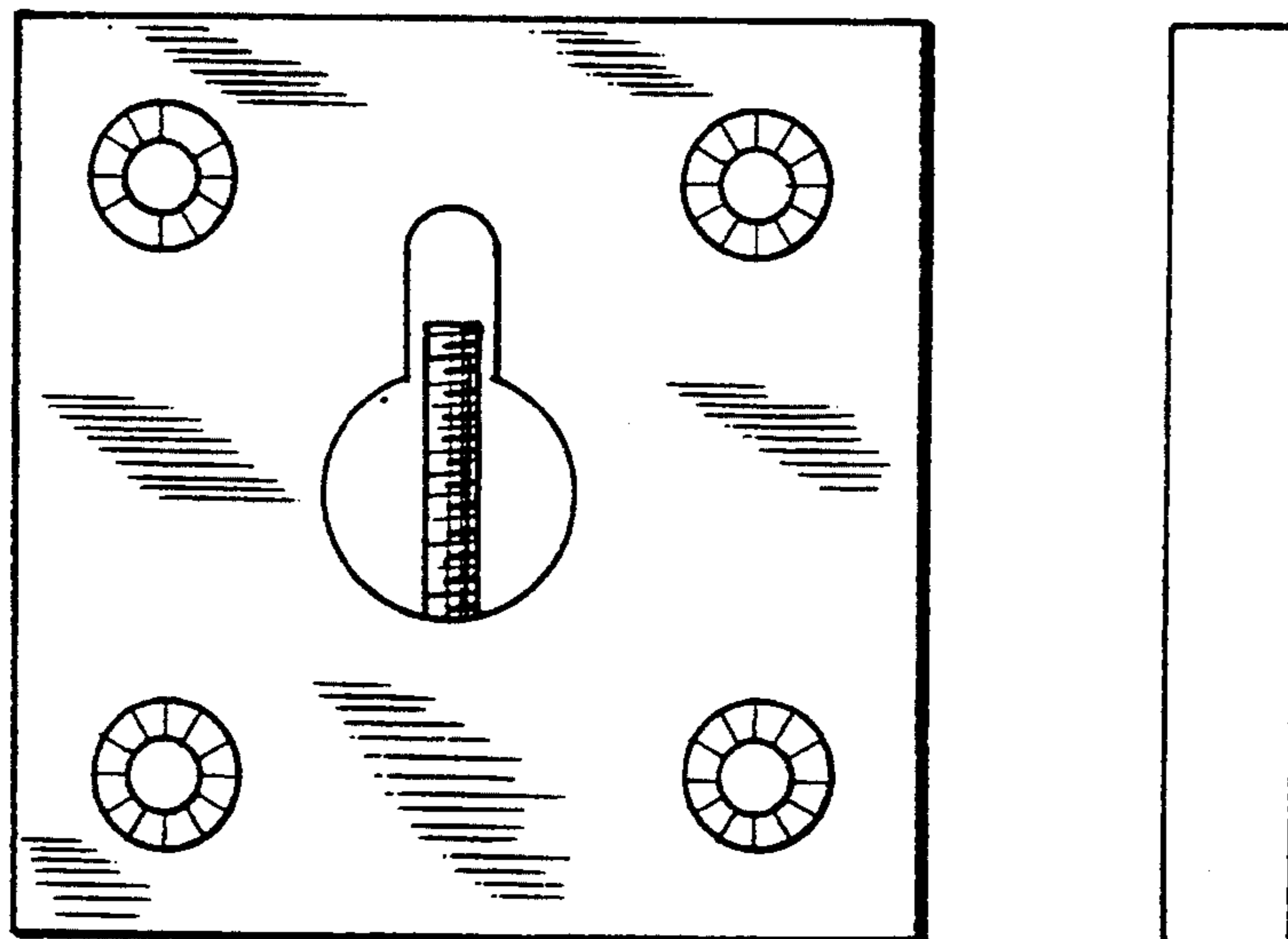
4,190,221 2/1980 Updike ..... 248/489 X  
4,458,872 7/1984 Couch ..... 248/497  
4,557,457 12/1985 Cockfield et al. .... 248/489 X

FIG. 2 is a right side elevational view thereof, the left side being a mirror image of that shown;

FIG. 3 is a top plan view thereof;

FIG. 4 is a bottom plan view thereof; and,

FIG. 5 is a rear elevational view thereof.



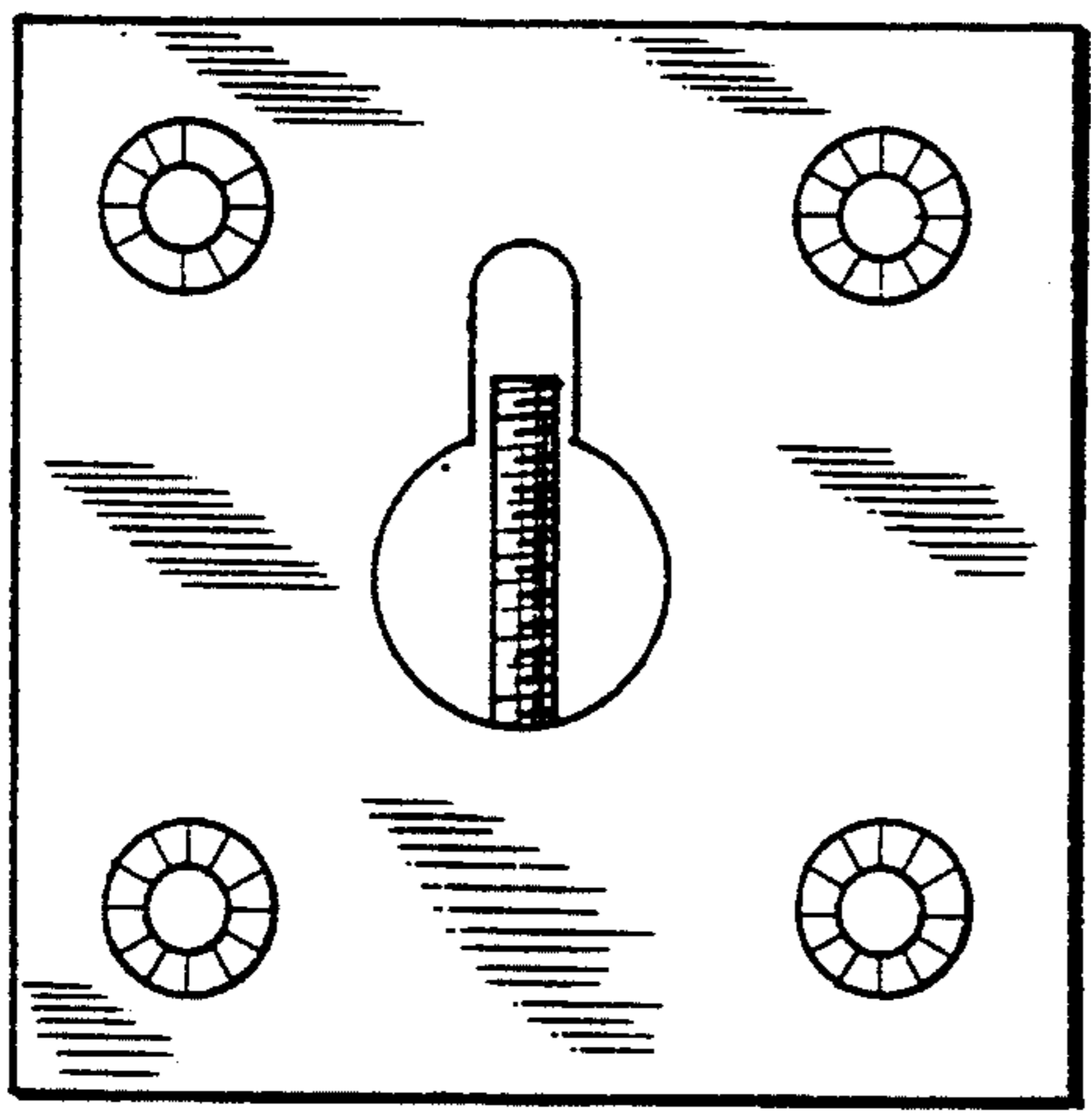


FIG-1




FIG-2




FIG-3



FIG-4

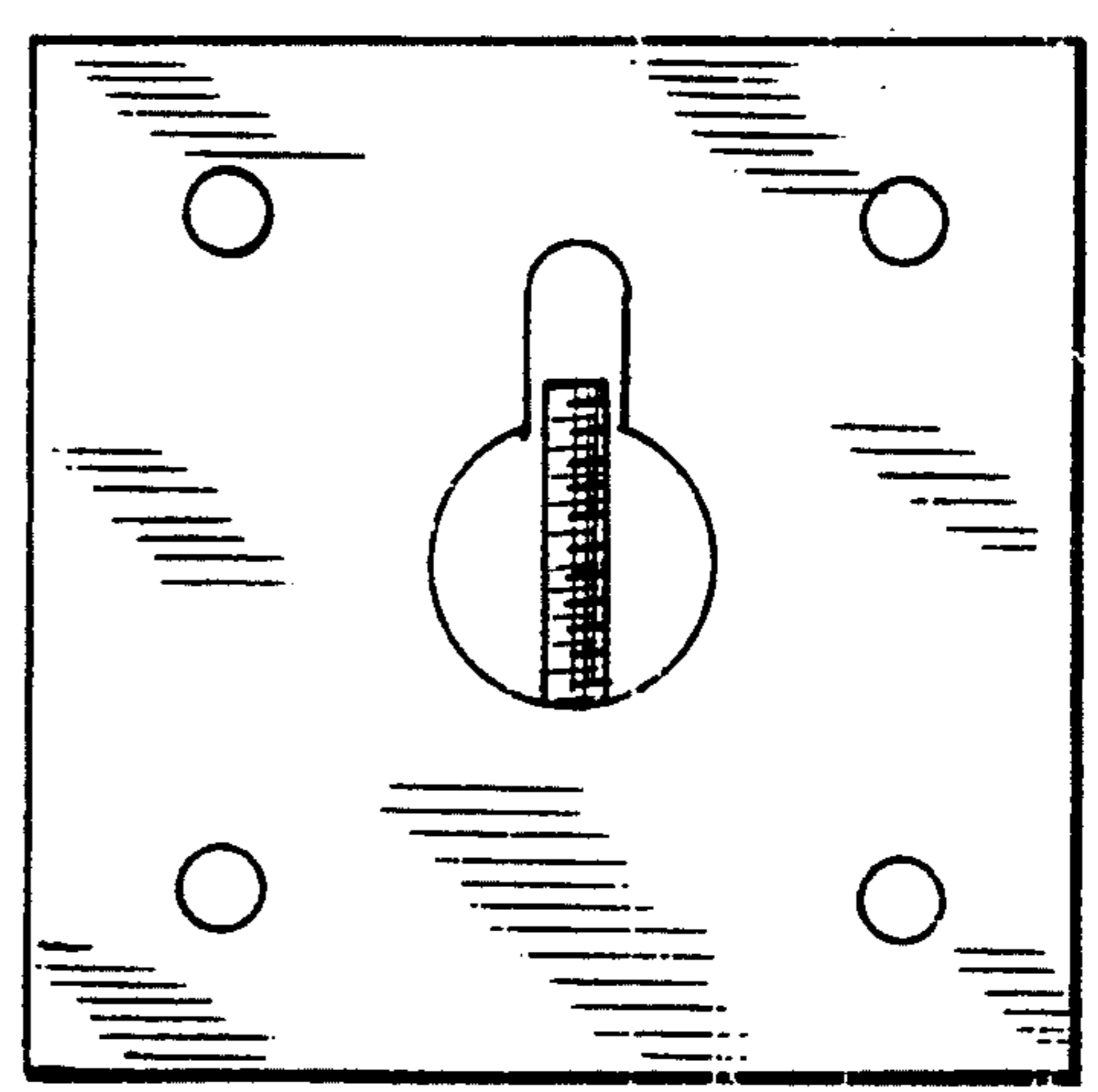


FIG-5