



US00D352190S

United States Patent [19]

[11] Patent Number: **Des. 352,190**

Tucker

[45] Date of Patent: **** Nov. 8, 1994**

[54] **EARRING RACK**

5,067,617 11/1991 Caldwell et al. 211/13

[76] Inventor: **Robert J. Tucker**, 29 First Ave.,
Spotswood, N.J. 08884

OTHER PUBLICATIONS

Edwin Freed Inc. Catalog-1953 Christmas-displays pp.
8-9.

[**] Term: **14 Years**

Primary Examiner—Alan P. Douglas

[21] Appl. No.: **10,367**

Assistant Examiner—S. Snapp

[22] Filed: **Jul. 7, 1993**

Attorney, Agent, or Firm—Thomas R. Farino, Jr.

[52] U.S. Cl. **D6/468; D6/469;**
D6/449

[57] CLAIM

[58] Field of Search D6/449, 465, 466, 467,
D6/468, 469, 470, 410, 411, 412, 413, 414, 415;
D3/34; 248/902; 211/13, 22, 27, 126, 133;
D16/129; D32/58, 59

The ornamental design for an earring rack, as shown
and described.

DESCRIPTION

[56] References Cited

FIG. 1 is a front perspective of an earring rack, showing
my new design;

U.S. PATENT DOCUMENTS

D. 76,906	11/1928	Victor	D6/410
D. 141,790	7/1945	Sacoder	D6/449
D. 162,908	4/1951	Volk	D6/410
D. 168,448	12/1952	Hommer	D6/449
D. 308,451	6/1990	Hughes et al.	D6/449
D. 338,117	8/1993	Caldwell et al.	D6/468

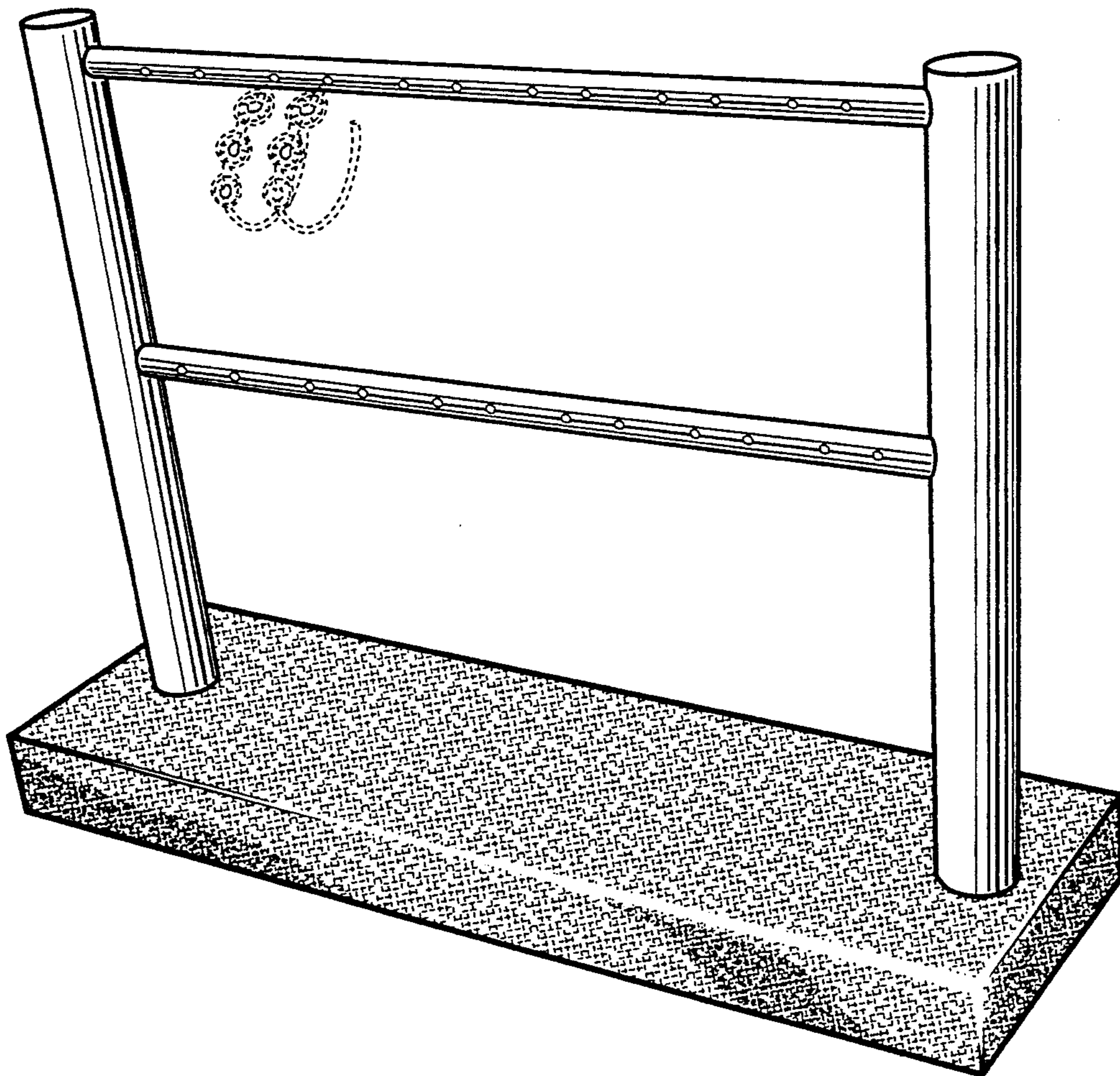
FIG. 2 is a top plan view thereof;

FIG. 3 is a rear plan view thereof;

FIG. 4 is a side view thereof; and,

FIG. 5 is a bottom plan view thereof.

The broken line disclosure of the earrings is for illustrative
purposes only and does not form any part of the
claimed design.



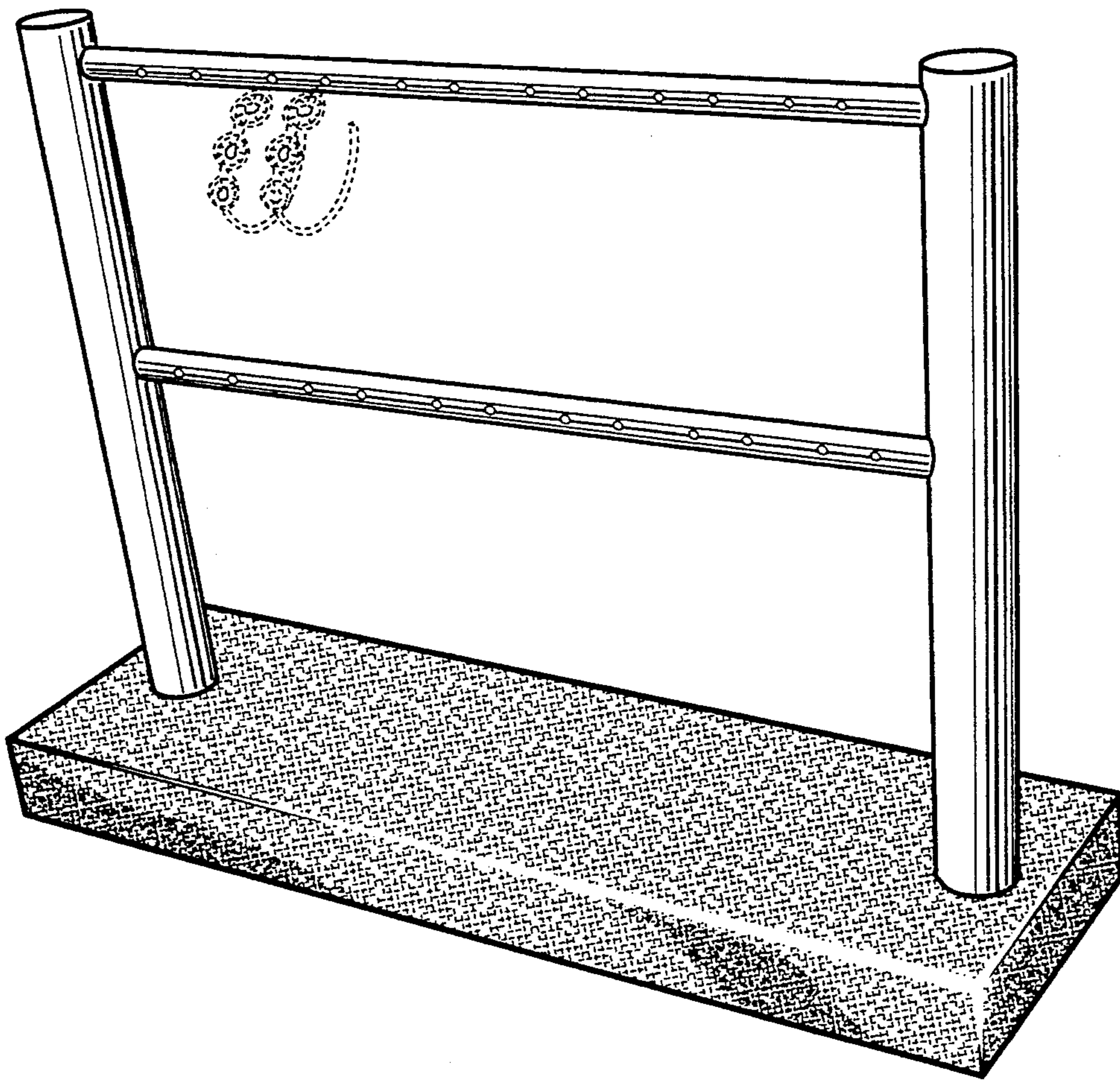


Fig. 1




Fig. 2

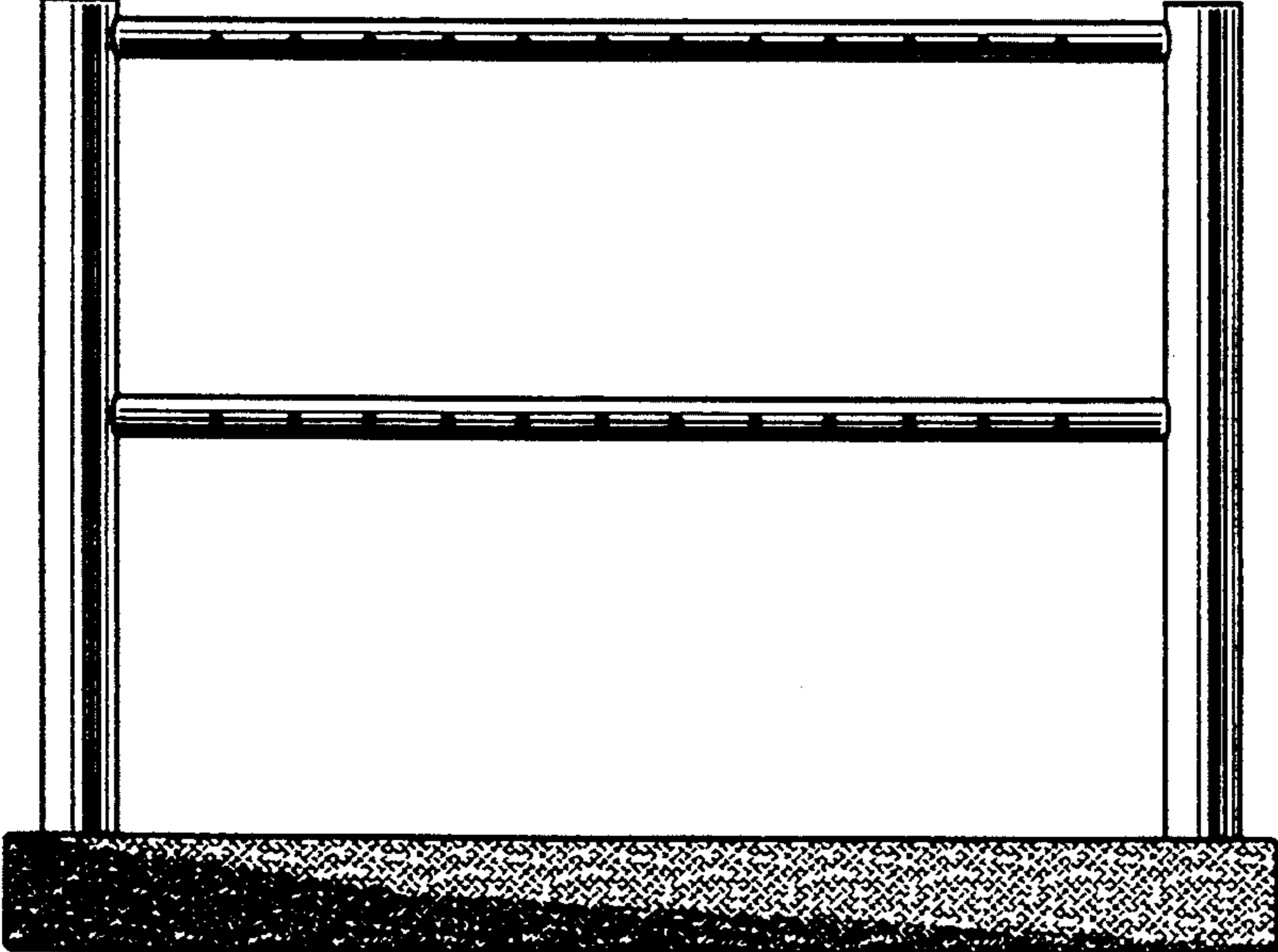


Fig. 3

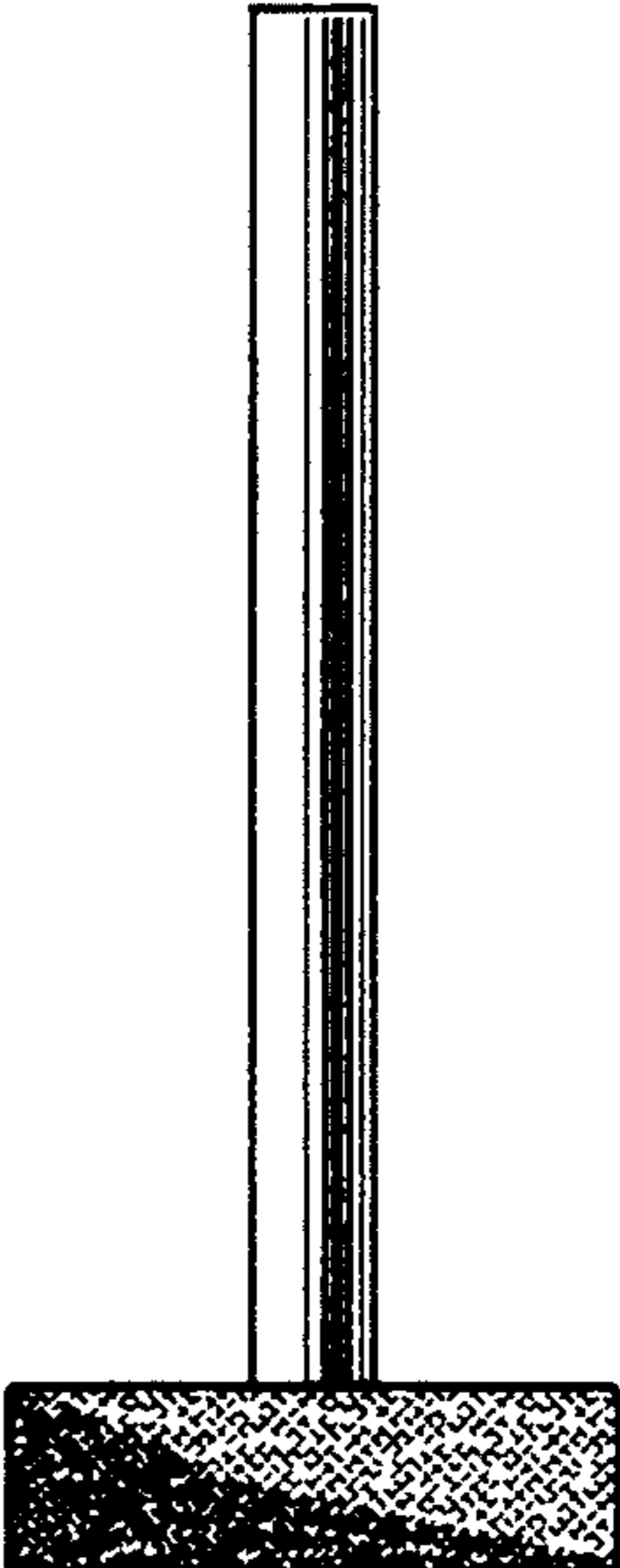


Fig. 4




Fig. 5