



US00D352179S

United States Patent [19]

Lowman

[11] Patent Number: **Des. 352,179**

[45] Date of Patent: **** Nov. 8, 1994**

[54] SEAT

[75] Inventor: **Darrell G. Lowman, Hickory, N.C.**

[73] Assignee: **Lexington Furniture Industries, Inc.,
Lexington, N.C.**

[**] Term: **14 Years**

[21] Appl. No.: **11,149**

[22] Filed: **Jul. 28, 1993**

[52] U.S. Cl. **D6/349; D6/334**

[58] Field of Search **D6/334, 349, 351-355,
D6/363; 297/461, 462, 423.1, 423.39, 423.41,
423.44, DIG. 1, 452.26, 452.27, 452.28**

[56] **References Cited**

U.S. PATENT DOCUMENTS

D. 20,575 3/1891 Wilson D6/349 X

D. 139,131 10/1944 Sullivan et al. D6/349
D. 257,451 10/1980 Culler D6/349
D. 293,743 1/1988 Hoyt D6/350
D. 335,964 6/1993 Diaz-Azcuy D6/349

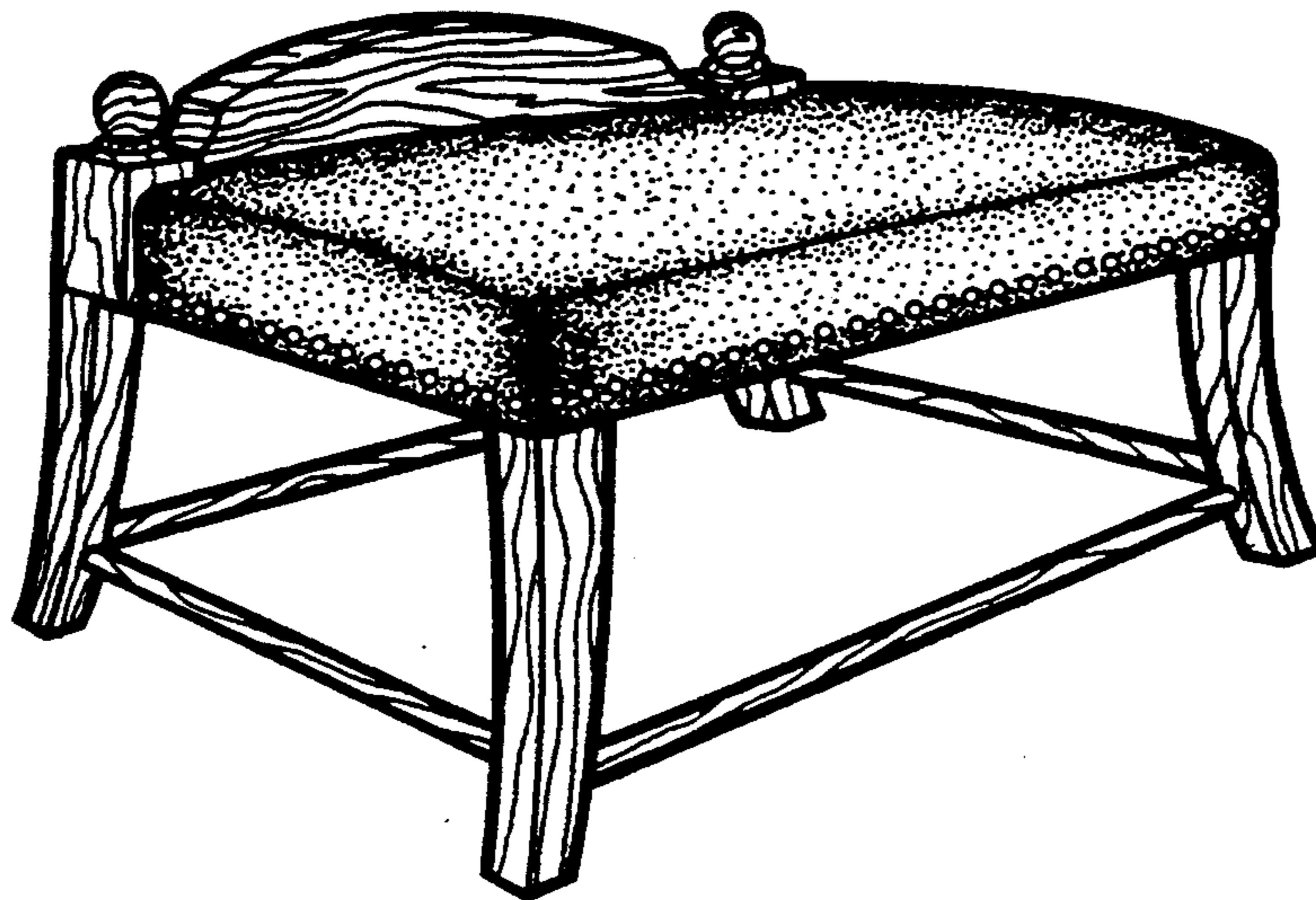
Primary Examiner—Janice E. Seeger
Attorney, Agent, or Firm—Edgar A. Zarins; Malcolm L. Sutherland

[57] CLAIM

The ornamental design for a seat, as shown and described.

DESCRIPTION

FIG. 1 is a perspective view of a seat showing my new design;
FIG. 2 is a front elevational view thereof;
FIG. 3 is a right side view thereof, the opposite side being a mirror image of the side shown; and,
FIG. 4 is a top plan view thereof.



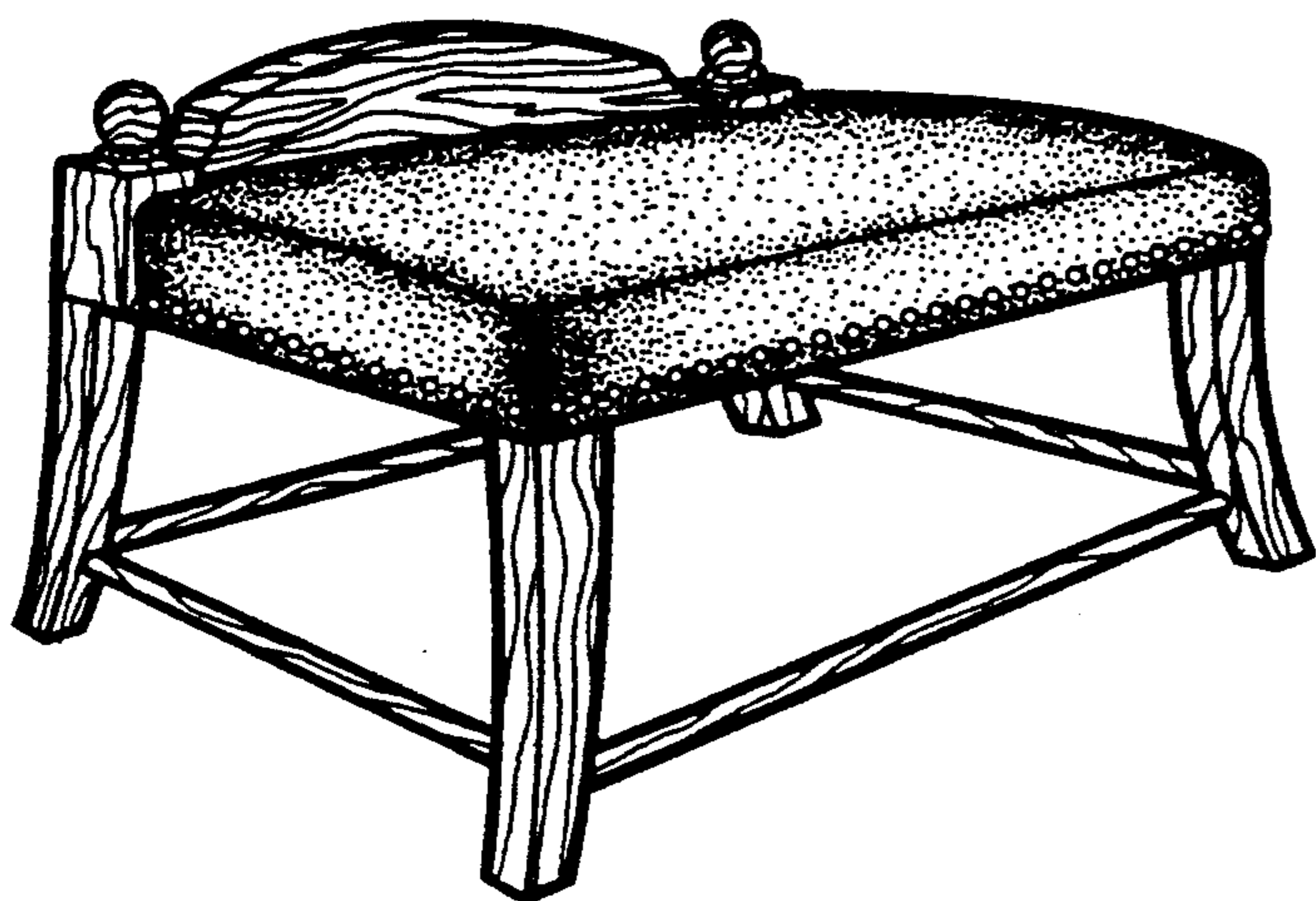


Fig-1

Fig-2

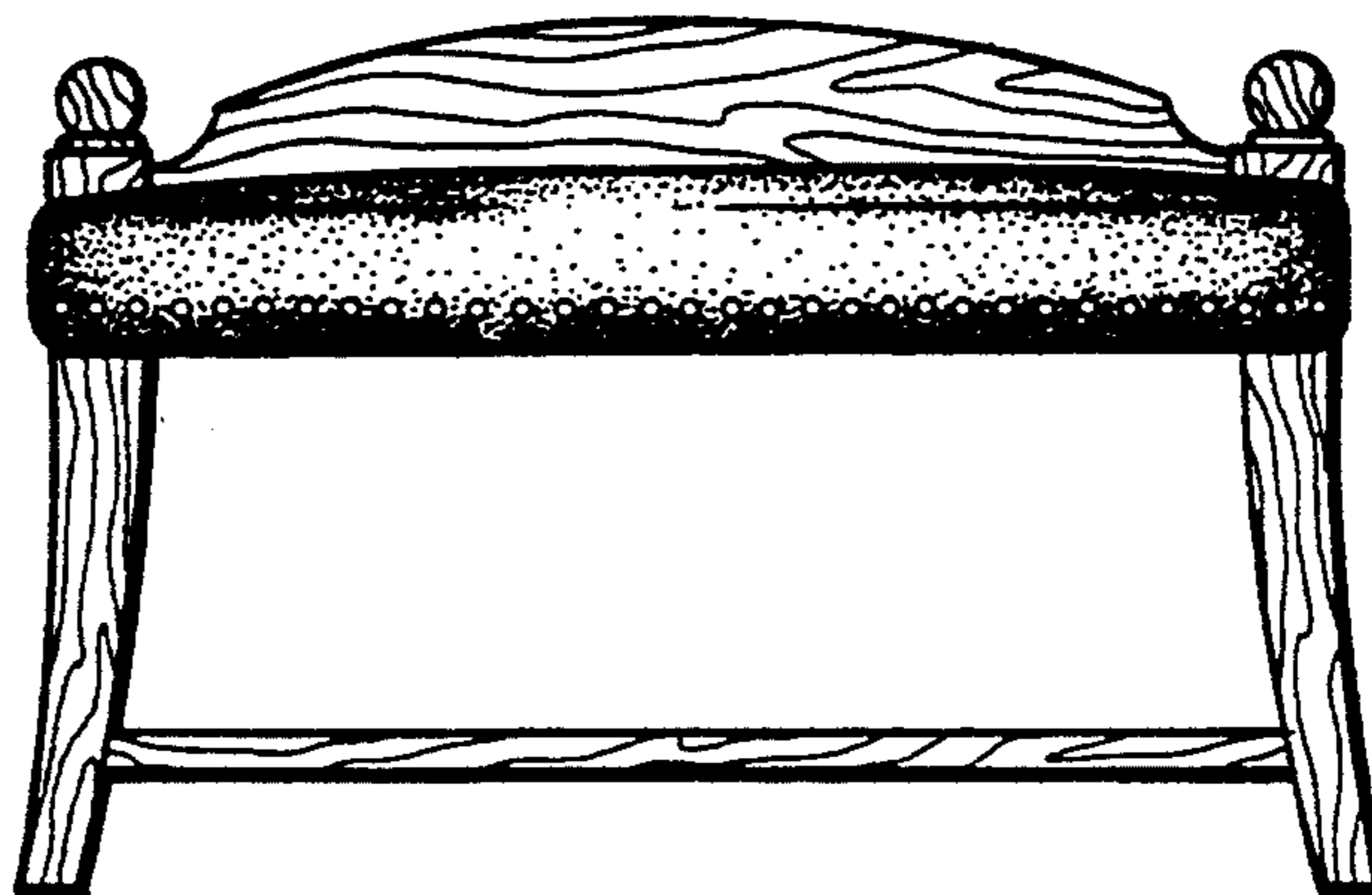


Fig-3




Fig-4

