



US00D352158S

United States Patent [19]

[11] Patent Number: **Des. 352,158**

Brown

[45] Date of Patent: **** Nov. 8, 1994**

[54] **SHOE INSERT MEMBER**

[75] Inventor: **Dennis N. Brown**, Blaine, Wash.

[73] Assignee: **Northwest Podiatric Laboratory, Inc.**, Blaine, Wash.

[**] Term: **14 Years**

[21] Appl. No.: **15,806**

[22] Filed: **Nov. 30, 1993**

[52] U.S. Cl. **D2/961**

[58] Field of Search **D2/961, 947, 951, 957;**
36/43, 44, 141, 147, 153, 180, 181

[56] **References Cited**

U.S. PATENT DOCUMENTS

D. 287,902	1/1987	Forsyth	D2/961
4,718,179	1/1988	Brown	36/44
4,776,109	10/1988	Sacre	36/43 X

FOREIGN PATENT DOCUMENTS

3232019 3/1984 Germany 36/44

Primary Examiner—Louis S. Zarfaz
Attorney, Agent, or Firm—Todd N. Hathaway

[57] **CLAIM**

The ornamental design for a shoe insert member, as shown and described.

DESCRIPTION

FIG. 1 is a top perspective view of a shoe insert showing my new design;
 FIG. 2 is a bottom perspective view thereof;
 FIG. 3 is a top plan view thereof;
 FIG. 4 is a bottom plan view thereof;
 FIG. 5 is an elevational view of a first side thereof;
 FIG. 6 is an elevational view of a rearward end thereof;
 FIG. 7 is an elevational view of a second side thereof;
 and,
 FIG. 8 is an elevational view of a forward end thereof.

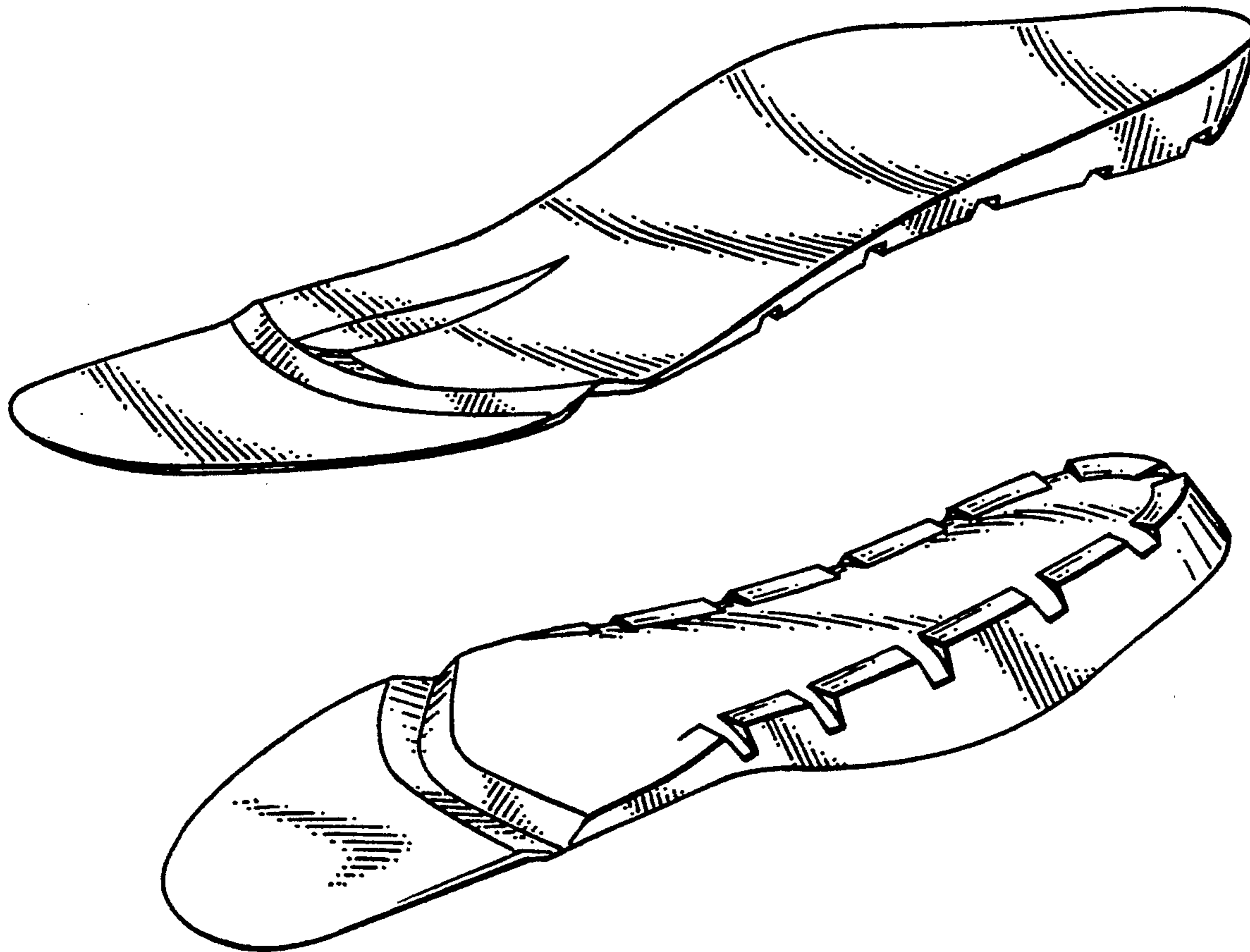


FIG. 1




FIG. 2

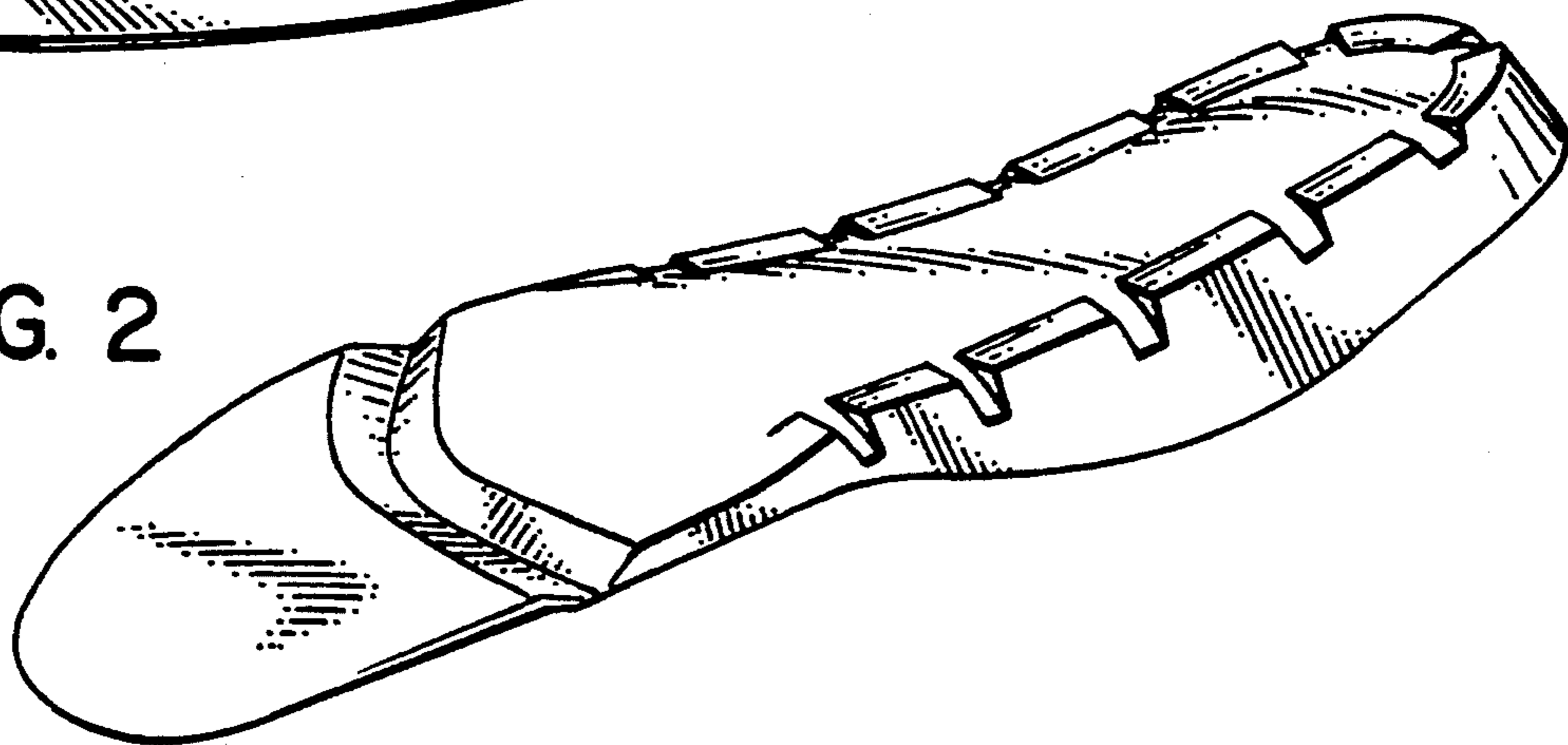


FIG. 3




FIG. 4

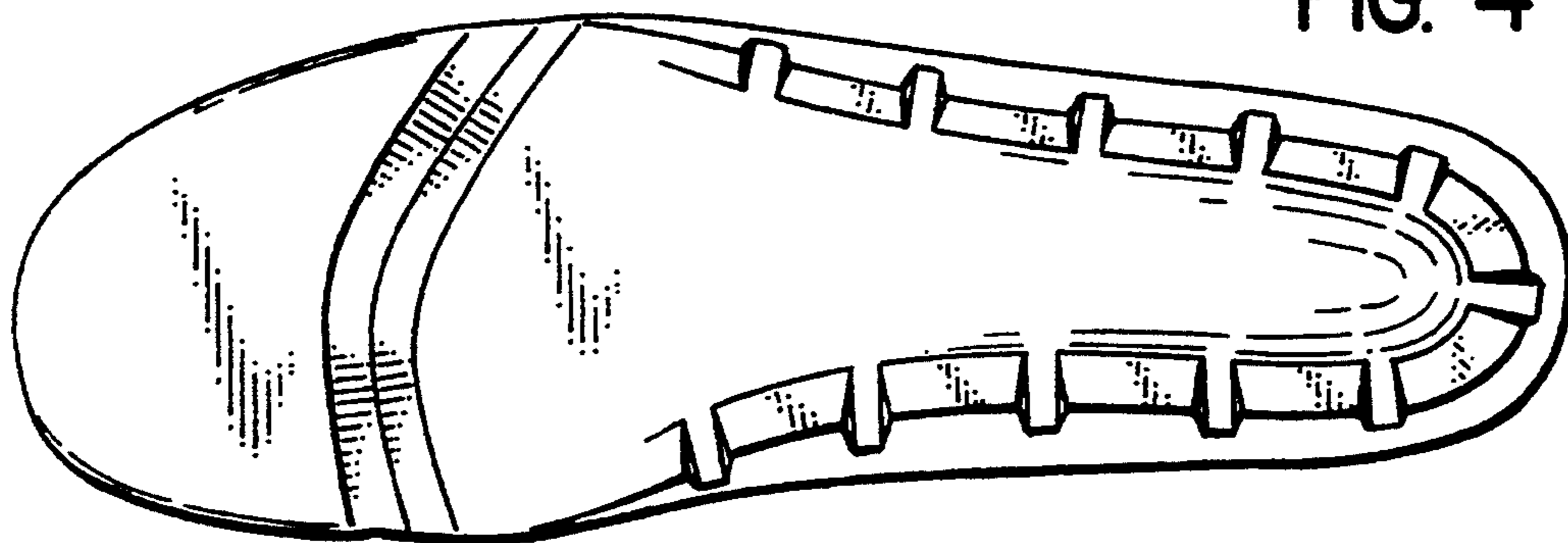


FIG. 5

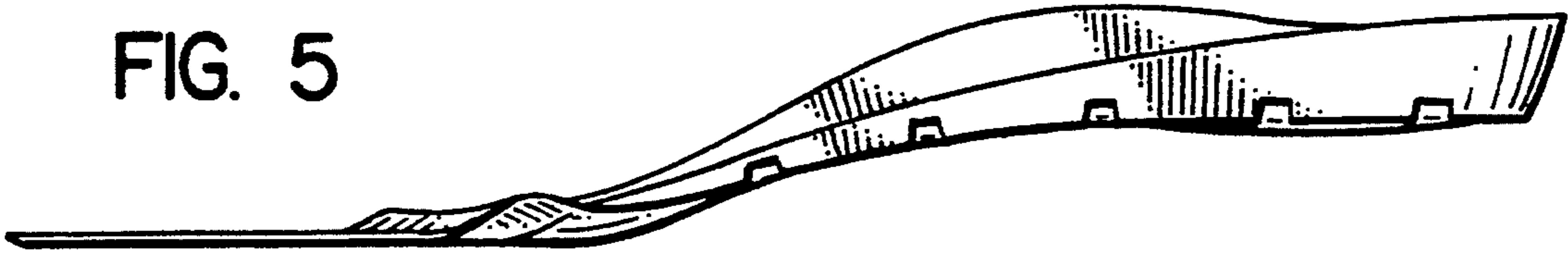


FIG. 6




FIG. 7




FIG. 8

