



US00D352110S

United States Patent [19]

[11] Patent Number: **Des. 352,110**

Schneider et al.

[45] Date of Patent: **** Nov. 1, 1994**

[54] **DEPILATOR**

5,197,969 3/1993 Visscher et al. 606/131 X

[75] Inventors: **Peter Schneider, Königstein; Peter Eckart, Frankfurt am Main, both of Germany**

FOREIGN PATENT DOCUMENTS

[73] Assignee: **Braun Aktiengesellschaft, Germany**

DM/023328 7/1992 European Pat. Off. .
DM/023438 7/1992 European Pat. Off. .
M8800102 5/1988 Japan .
2007174 12/1989 United Kingdom .

[**] Term: **14 Years**

Primary Examiner—A. Hugo Word
Assistant Examiner—I. Simmons
Attorney, Agent, or Firm—Fish & Richardson

[21] Appl. No.: **4,041**

[22] Filed: **Jan. 26, 1993**

[57] CLAIM

[30] **Foreign Application Priority Data**

Jul. 30, 1992 [XH] Hague Agreement ... DMA/001 858

[52] U.S. Cl. **D24/133; D28/10**

[58] Field of Search 606/133, 131, 36, 43;
D24/133; D28/10, 9, 44

The ornamental design for a depilator, as shown and described.

DESCRIPTION

[56] **References Cited**

U.S. PATENT DOCUMENTS

D. 318,745 7/1991 Elkerbout D28/10
D. 334,969 4/1993 Gudefin D24/133
D. 344,134 2/1994 Dingelstad et al. D24/133
5,041,123 8/1991 Oliveau et al. 606/133

FIG. 1 is a perspective view of a depilator showing our new design;
FIG. 2 is a front elevational view thereof;
FIG. 3 is a side view thereof;
FIG. 4 is a top plan view thereof;
FIG. 5 is a rear elevational view thereof;
FIG. 6 is a side view thereof; and,
FIG. 7 is a bottom plan view thereof.




Fig. 1

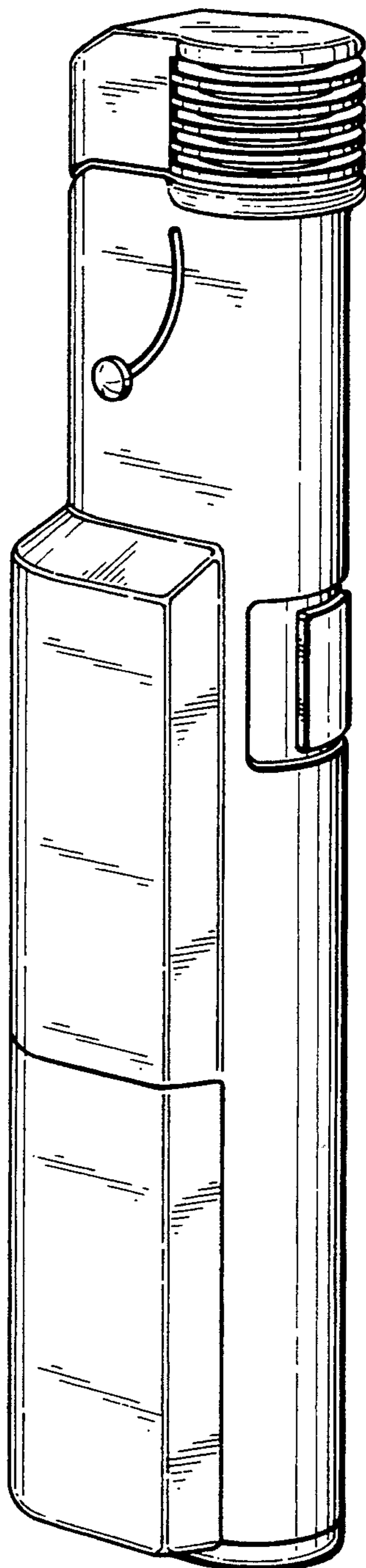


Fig. 4

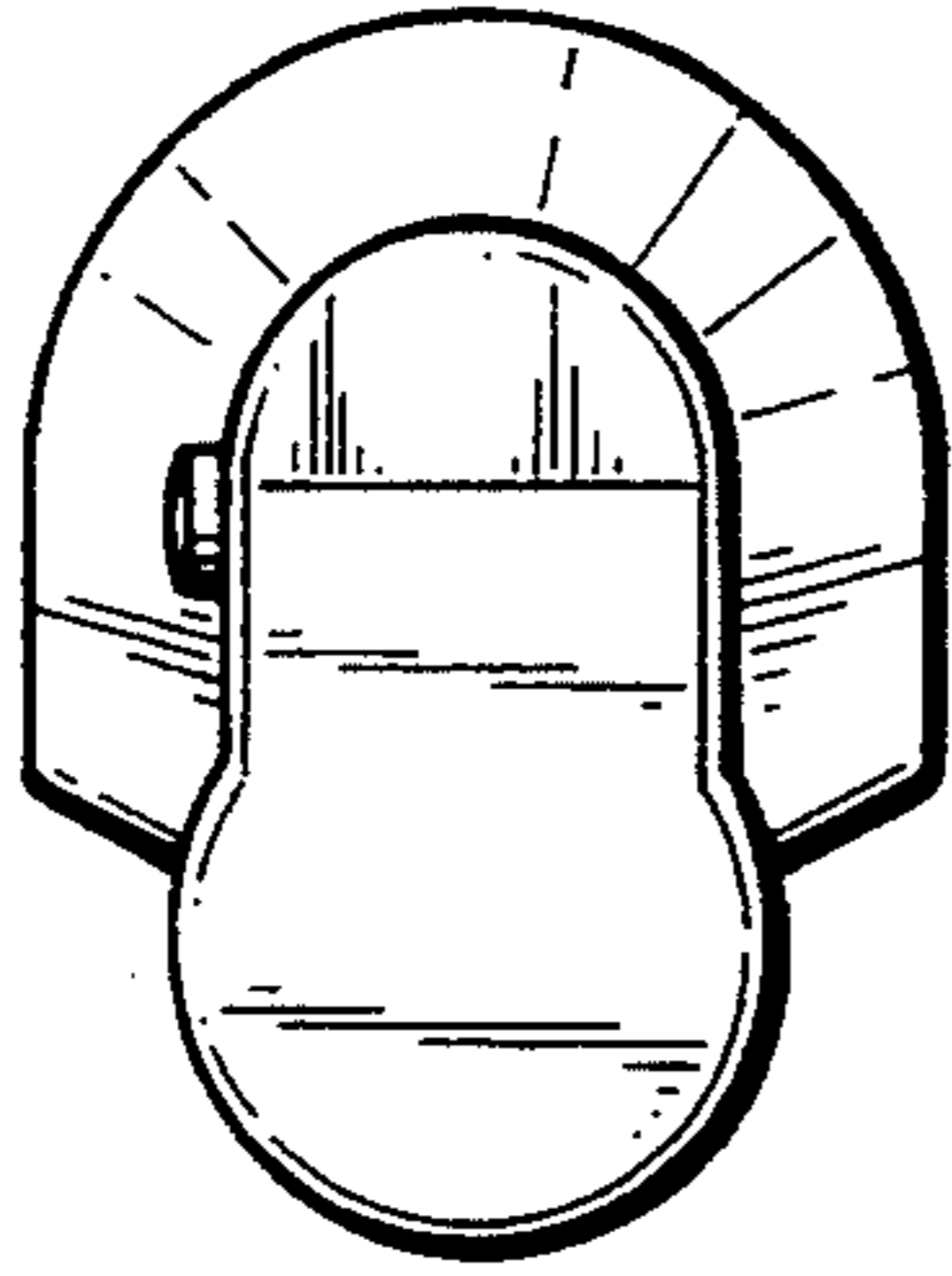


Fig. 2

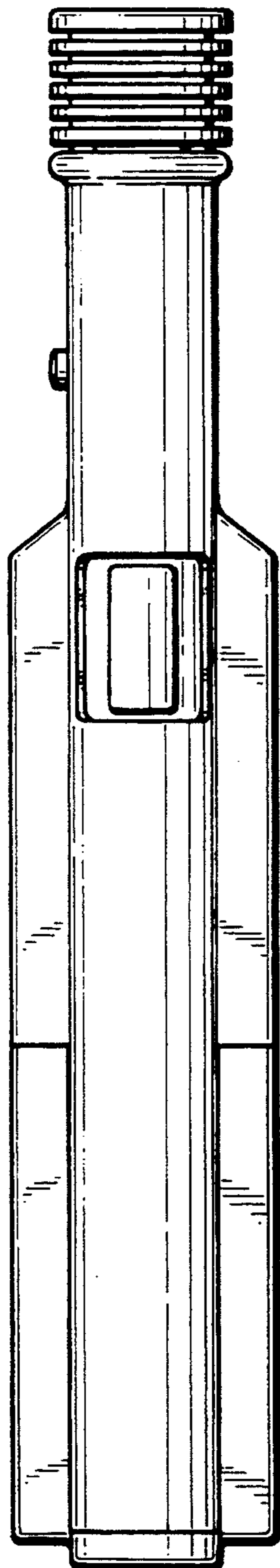


Fig. 3

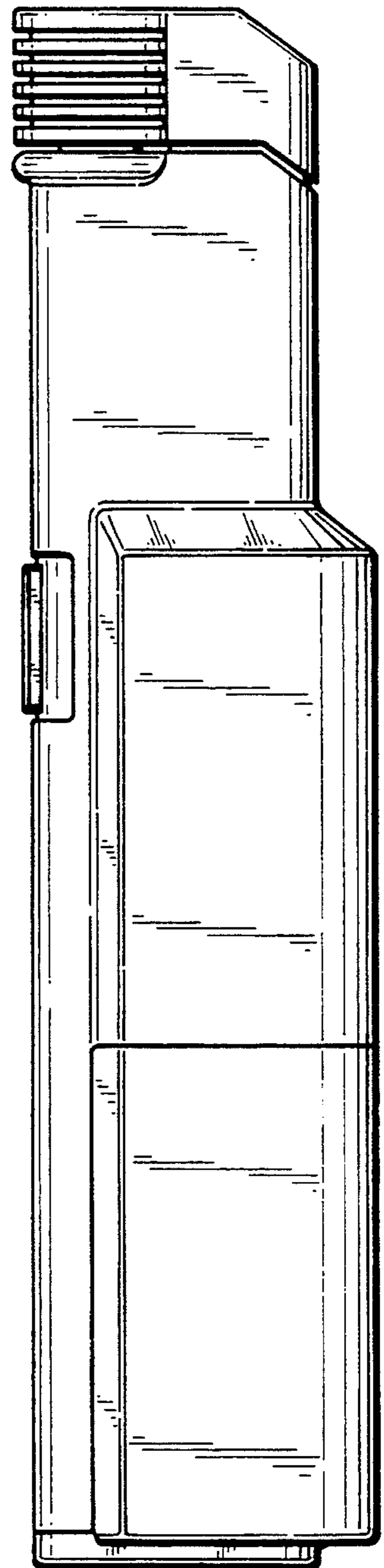


Fig. 5




Fig. 6

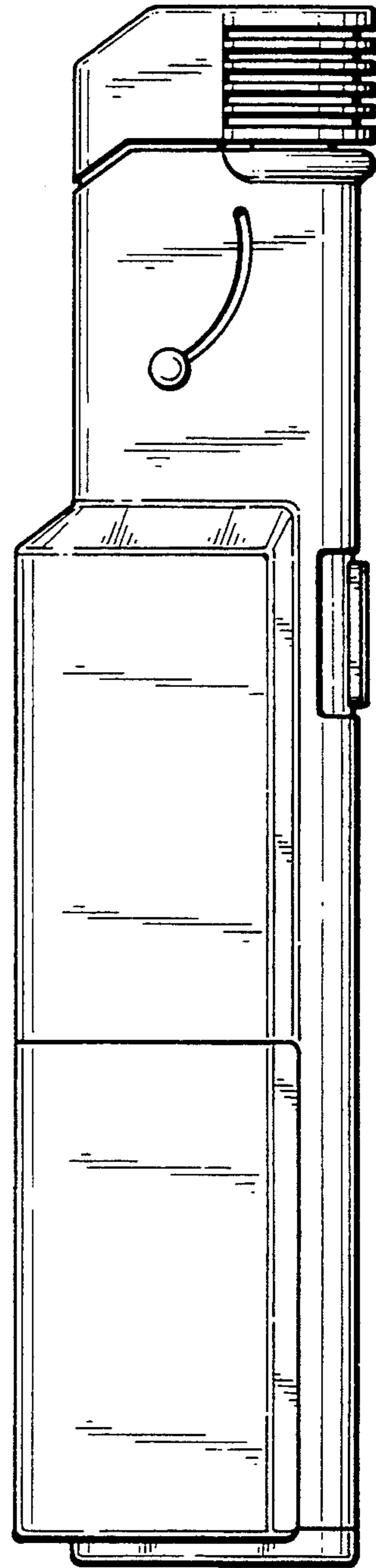


Fig. 7

