



US00D352086S

**United States Patent** [19]  
**Ott**

[11] **Patent Number: Des. 352,086**  
[45] **Date of Patent: \*\* Nov. 1, 1994**

[54] **SLINGSHOT**  
[76] **Inventor: Peter P. Ott, 237 Canyon Acres Dr., Laguna Beach, Calif. 92651**  
[\*\*] **Term: 14 Years**  
[21] **Appl. No.: 17,369**  
[22] **Filed: Jan. 12, 1994**  
[52] **U.S. Cl. .... D22/106**  
[58] **Field of Search ..... 124/20.1, 20.2, 20.3, 124/41.1; D22/106**

4,877,007 10/1989 Olson ..... 124/22  
4,911,136 3/1990 Brown ..... 124/20 R  
5,125,388 6/1992 Nicely et al. .... 124/20.1

**FOREIGN PATENT DOCUMENTS**

396374 5/1924 Germany ..... 124/20.1

*Primary Examiner*—A. Hugo Word  
*Assistant Examiner*—Doris V. Coles  
*Attorney, Agent, or Firm*—Poms, Smith, Lande & Rose

[57] **CLAIM**

The ornamental design for a slingshot, as shown and described.

[56] **References Cited**  
**U.S. PATENT DOCUMENTS**

D. 227,096 6/1973 Jones ..... D22/106  
1,892,405 12/1932 Metzger .  
3,415,239 12/1968 Swett ..... 124/20.3  
3,494,346 2/1970 Yount et al. .... 124/20  
3,614,947 10/1971 Feldman ..... 124/20.3  
3,918,427 11/1975 Turner ..... 124/20 B  
3,974,820 8/1976 Ott ..... 124/20 R  
4,050,438 9/1977 Pfothenauer ..... 124/20 R  
4,169,453 10/1979 Hunsinker ..... 124/20 R  
4,411,248 10/1983 Kivenson ..... 124/20 R  
4,458,658 7/1984 Blair ..... 124/20 R  
4,703,744 11/1987 Taylor et al. .... 120/20 R

**DESCRIPTION**

FIG. 1 is a top perspective view of a slingshot showing my new design;  
FIG. 2 is a bottom perspective view of the slingshot of FIG. 1;  
FIG. 3 is a left side elevational view of the slingshot of FIGS. 1 and 2, the right side elevational view being a mirror image thereof;  
FIG. 4 is a top plan view of the slingshot of FIGS. 1 to 3; and,  
FIG. 5 is a bottom plan view of the slingshot of FIGS. 1 to 4.

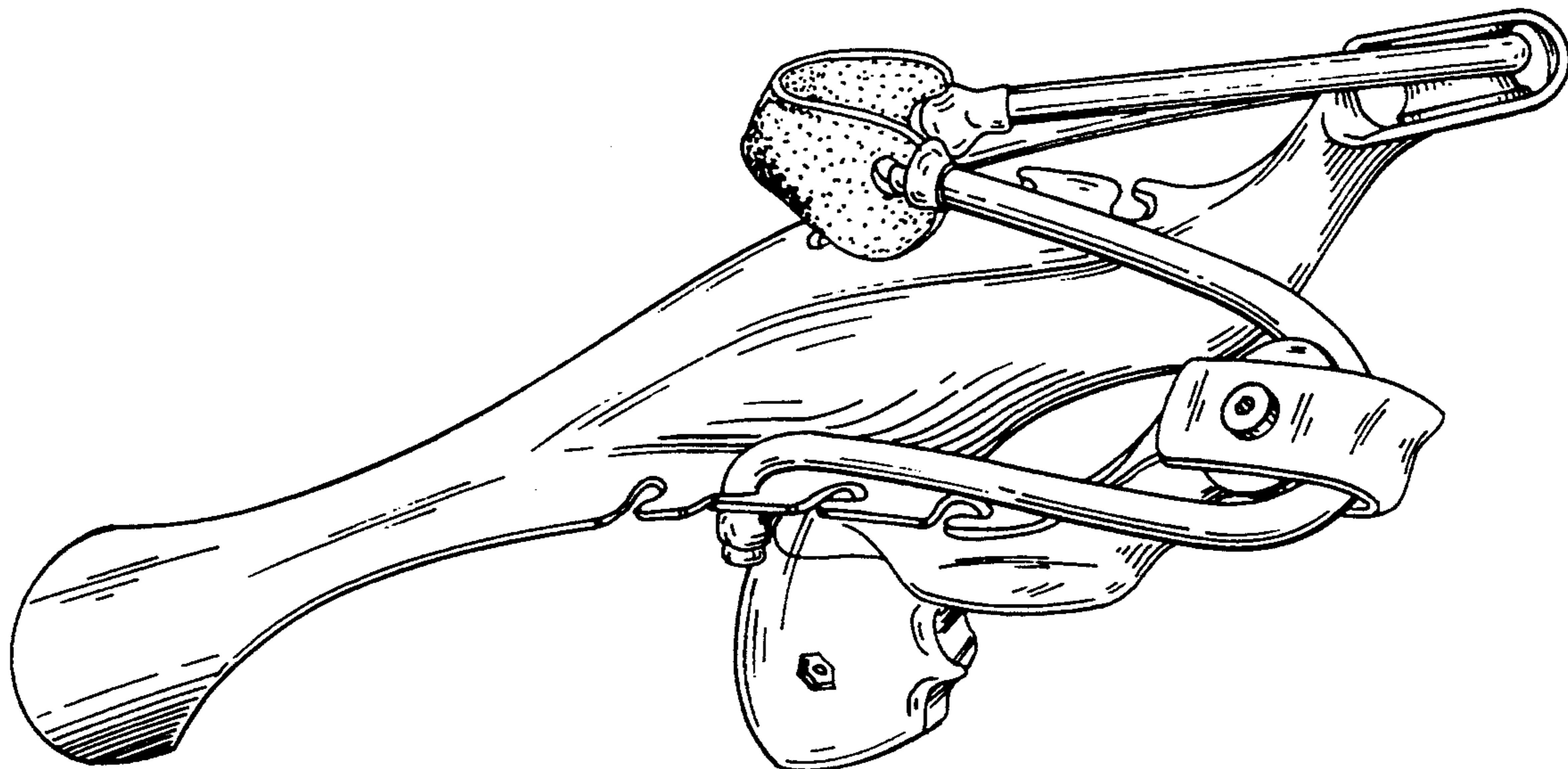


FIG. 1

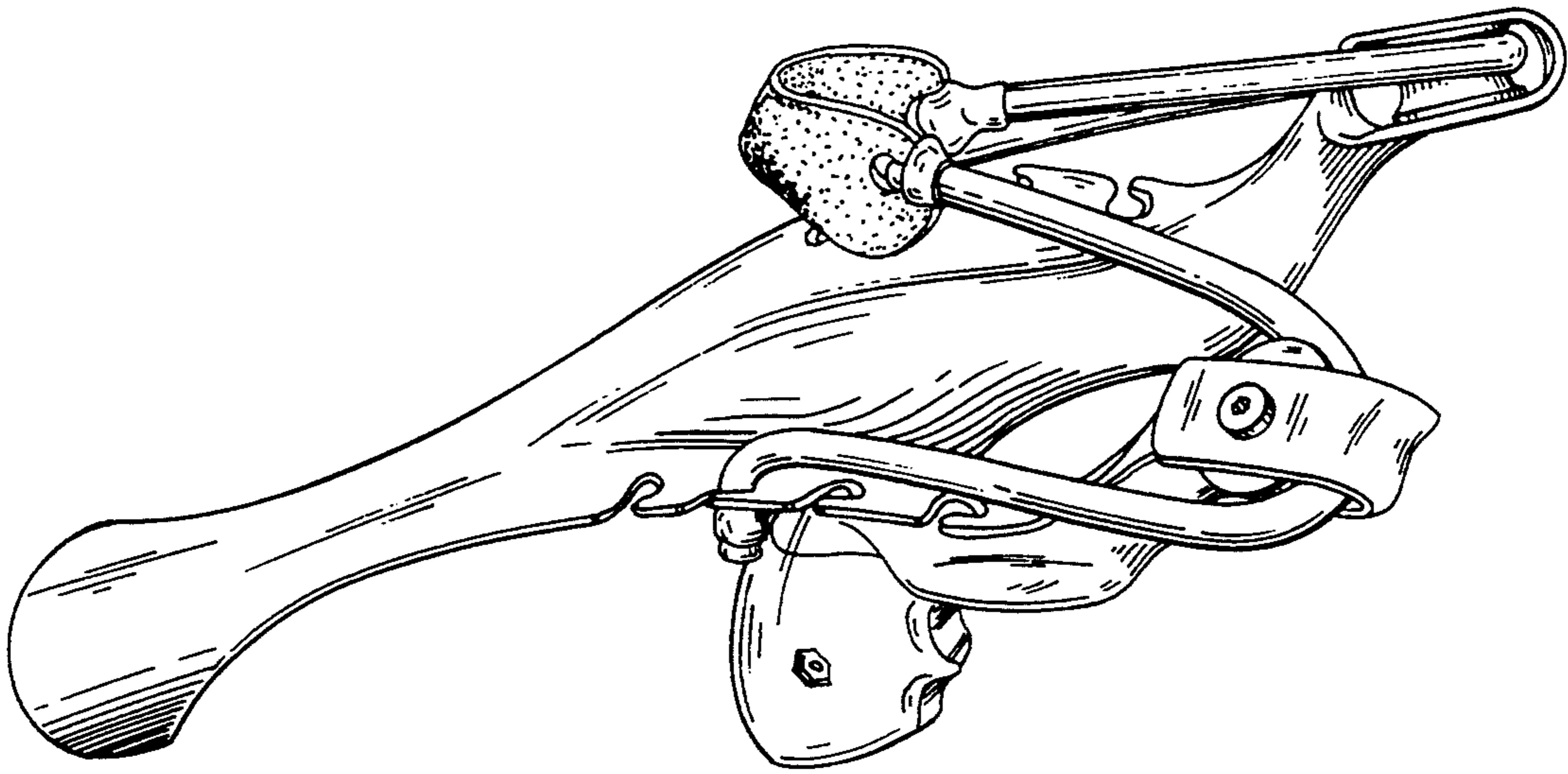


FIG. 2

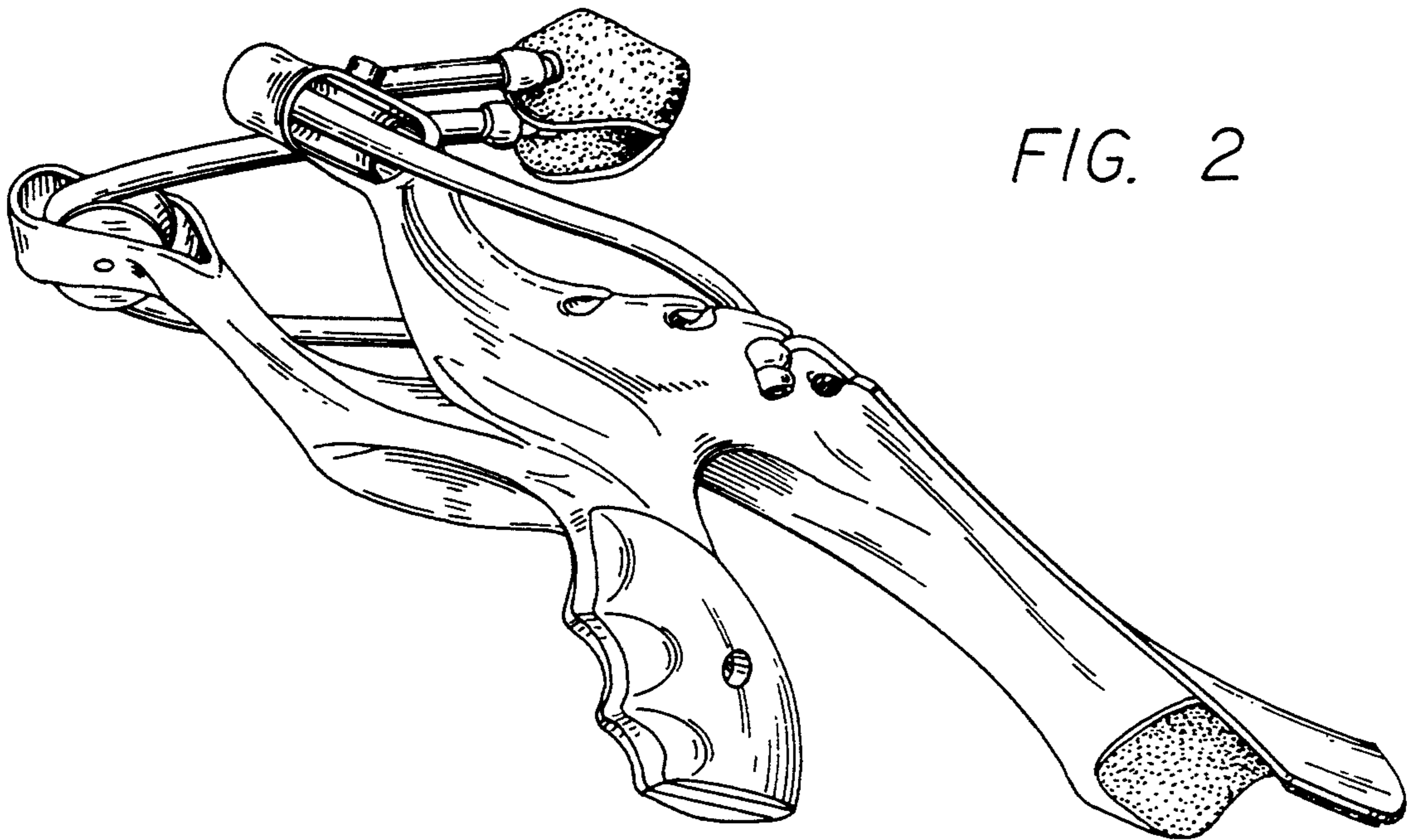


FIG. 3

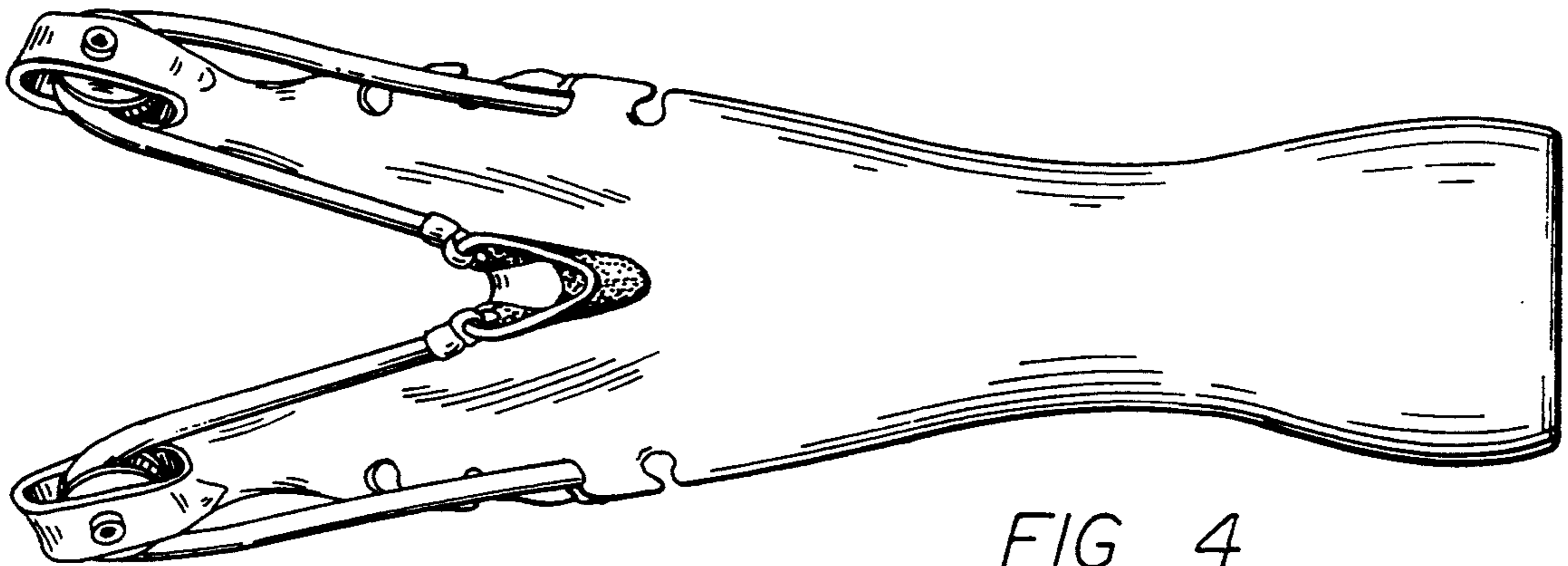
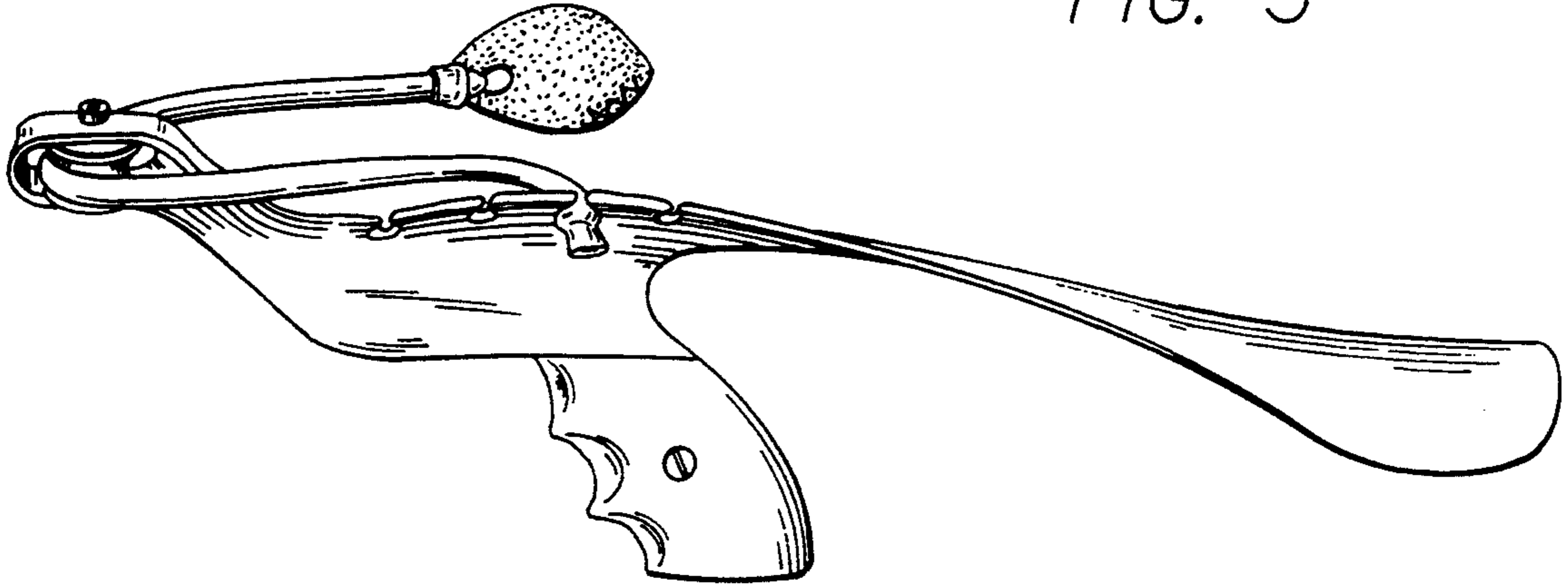


FIG. 4

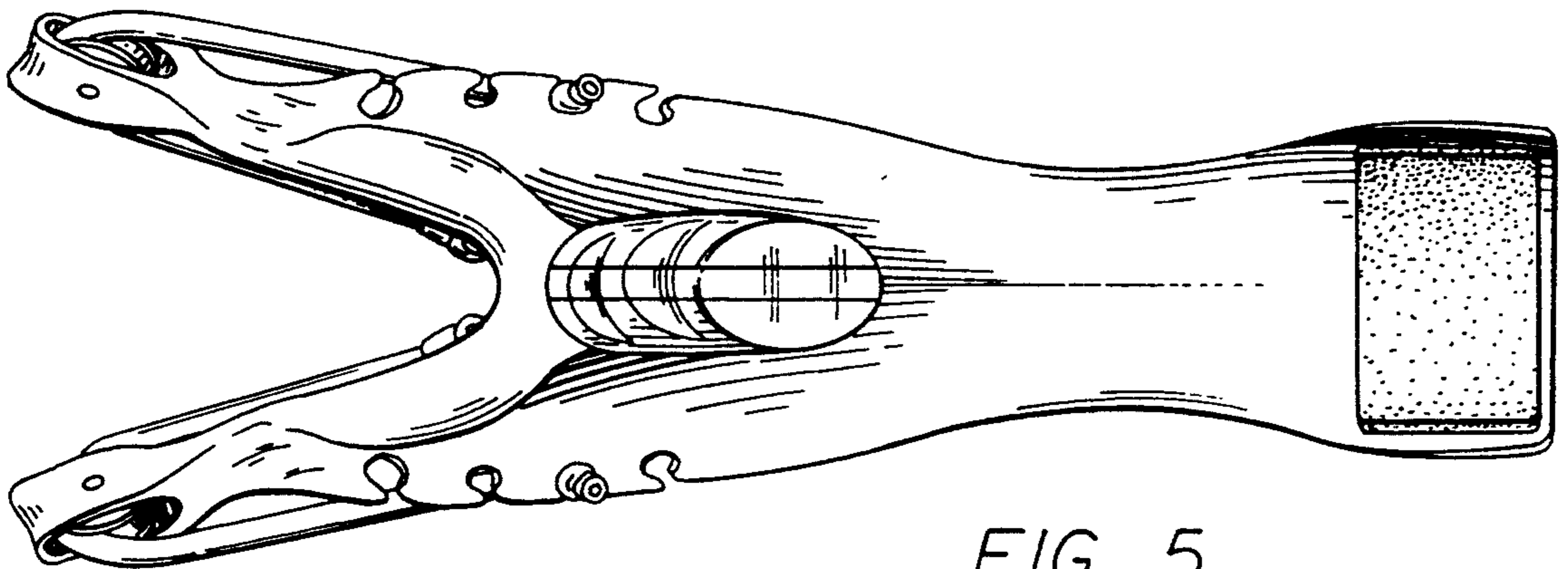


FIG. 5