



US00D352061S

United States Patent [19]

[11] Patent Number: **Des. 352,061**

Kubota et al.

[45] Date of Patent: **** Nov. 1, 1994**

[54] **PRINTING HEAD FOR PRINTER**

[75] Inventors: **Hidemi Kubota, Komae; Toshihiko Ujita, Yamato; Kenjiro Watanabe, Tokyo; Torachika Osada, Yokohama; Kayomi Sato, Kawasaki, all of Japan**

[73] Assignee: **Canon Kabushiki Kaisha, Tokyo, Japan**

[**] Term: **14 Years**

[21] Appl. No.: **10,095**

[22] Filed: **Jun. 28, 1993**

[30] **Foreign Application Priority Data**

Dec. 29, 1992 [JP] Japan 4-38904

[52] U.S. Cl. **D18/56**

[58] Field of Search 400/208, 234;
346/140 R; D18/12, 56

[56] **References Cited**

U.S. PATENT DOCUMENTS

- D. 331,939 12/1992 Ujita D18/12
- D. 338,224 8/1993 Ujita D18/12
- D. 338,232 8/1993 Kotaki et al. D18/56
- D. 338,234 8/1993 Watanabe et al. D18/56
- D. 338,489 8/1993 Ujita et al. D18/56

- D. 338,911 8/1993 Ujita et al. D18/56
- D. 341,619 11/1993 Ujita et al. D18/56
- D. 341,620 11/1993 Ujita et al. D18/56
- 4,992,802 2/1991 Dion et al. 346/140 R
- 5,162,817 11/1992 Tajika et al. 346/140 R
- 5,187,498 2/1993 Burger 346/140 R

FOREIGN PATENT DOCUMENTS

- 3958 1/1988 Japan 346/140 R
- 4954 1/1988 Japan 346/140 R
- 37954 2/1988 Japan 346/140 R

Primary Examiner—Cathy Anne MacCormac
Attorney, Agent, or Firm—Fitzpatrick, Cella, Harper & Scinto

[57] **CLAIM**

The ornamental design for a printing head for printer, as shown and described.

DESCRIPTION

FIG. 1 is a front elevational view of a printing head for printer showing our new design;
FIG. 2 is a rear elevational view thereof;
FIG. 3 is a top plan view thereof;
FIG. 4 is a bottom plan view thereof;
FIG. 5 is a left side elevational view thereof;
FIG. 6 is a right side elevational view thereof; and,
FIG. 7 is a perspective view thereof.

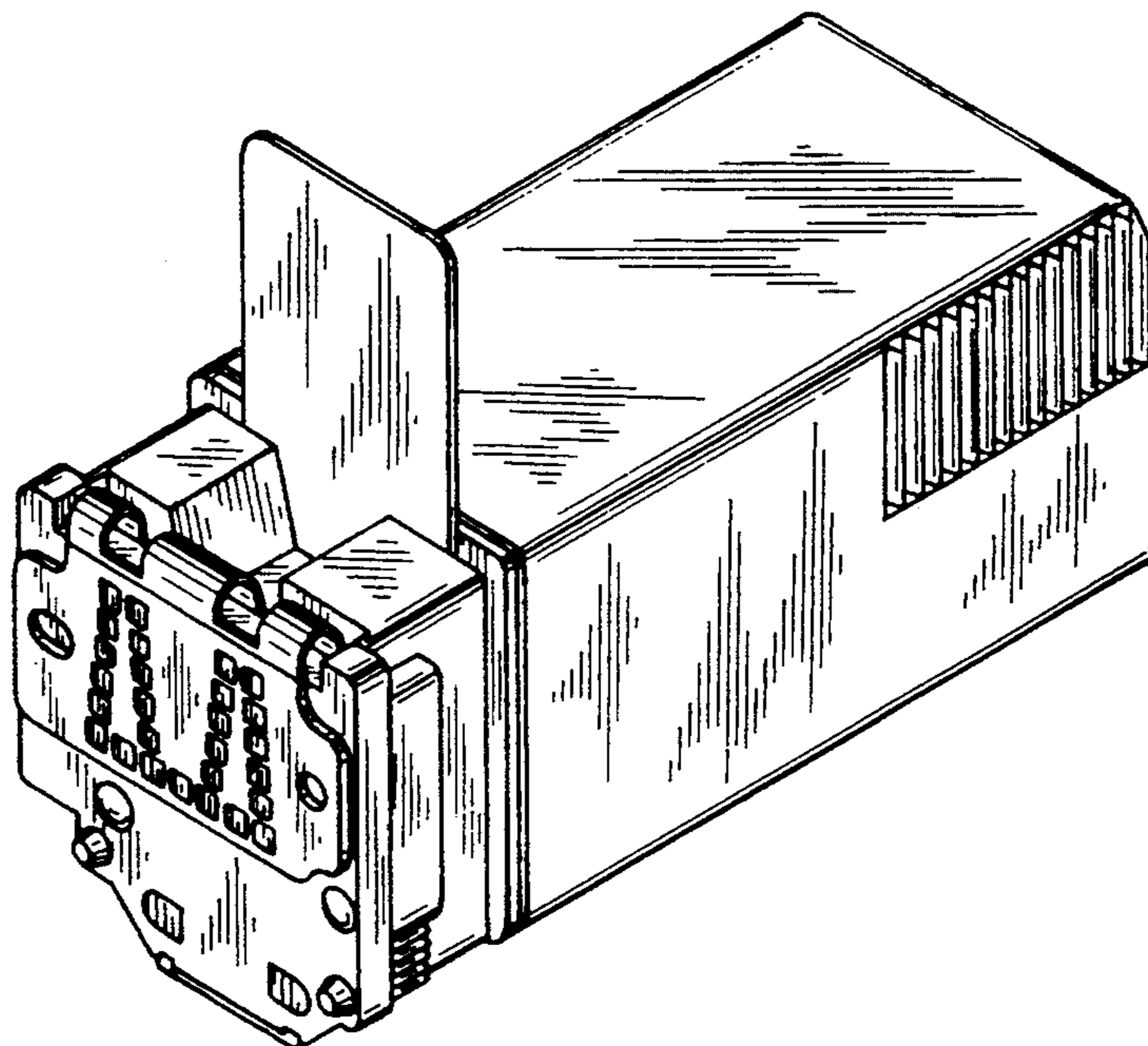


FIG. 1

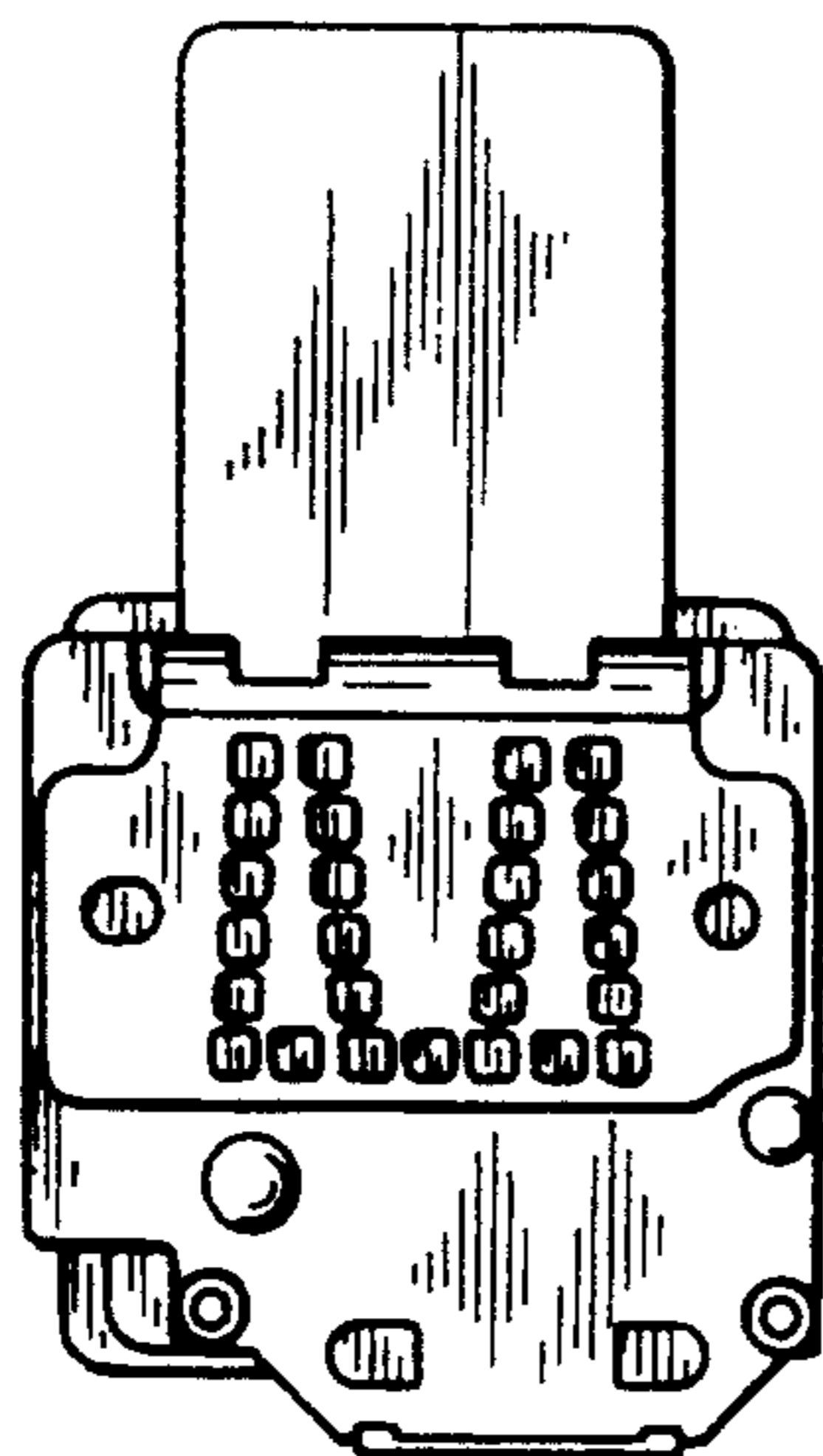


FIG. 2




FIG. 3




FIG. 4

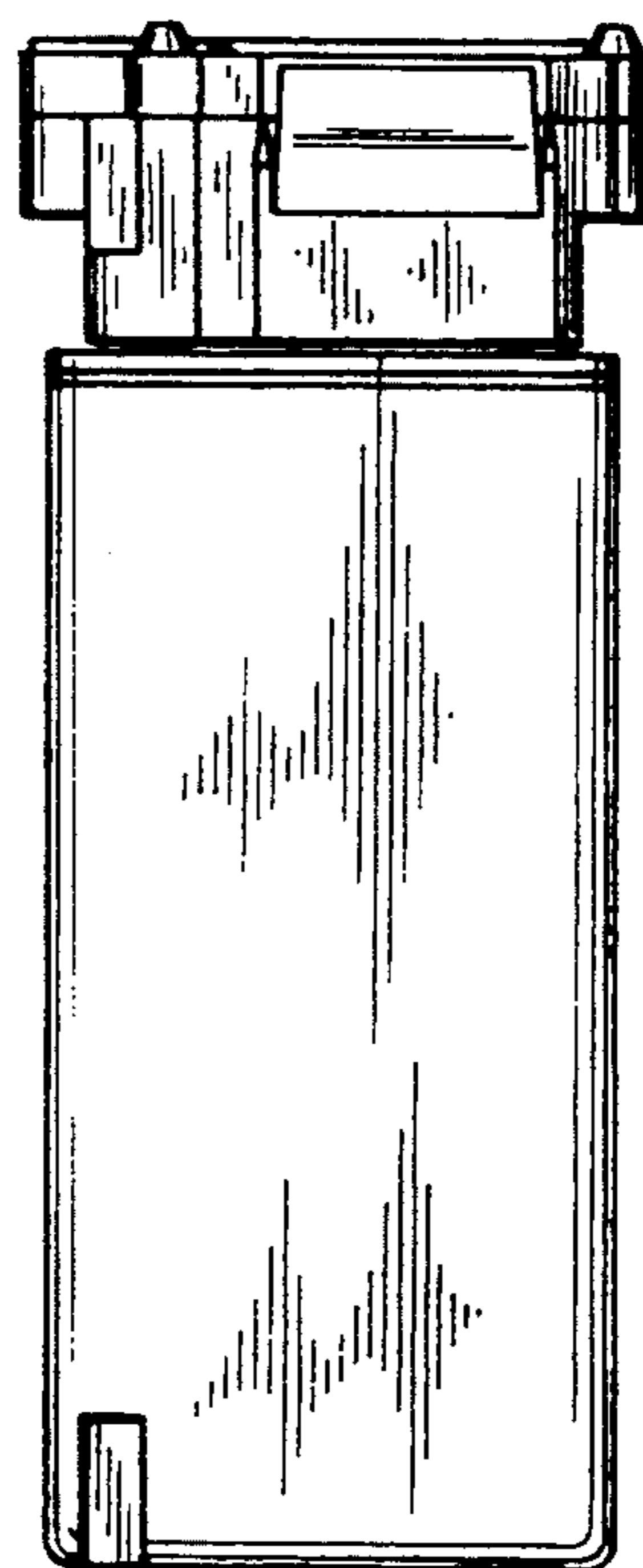


FIG. 5

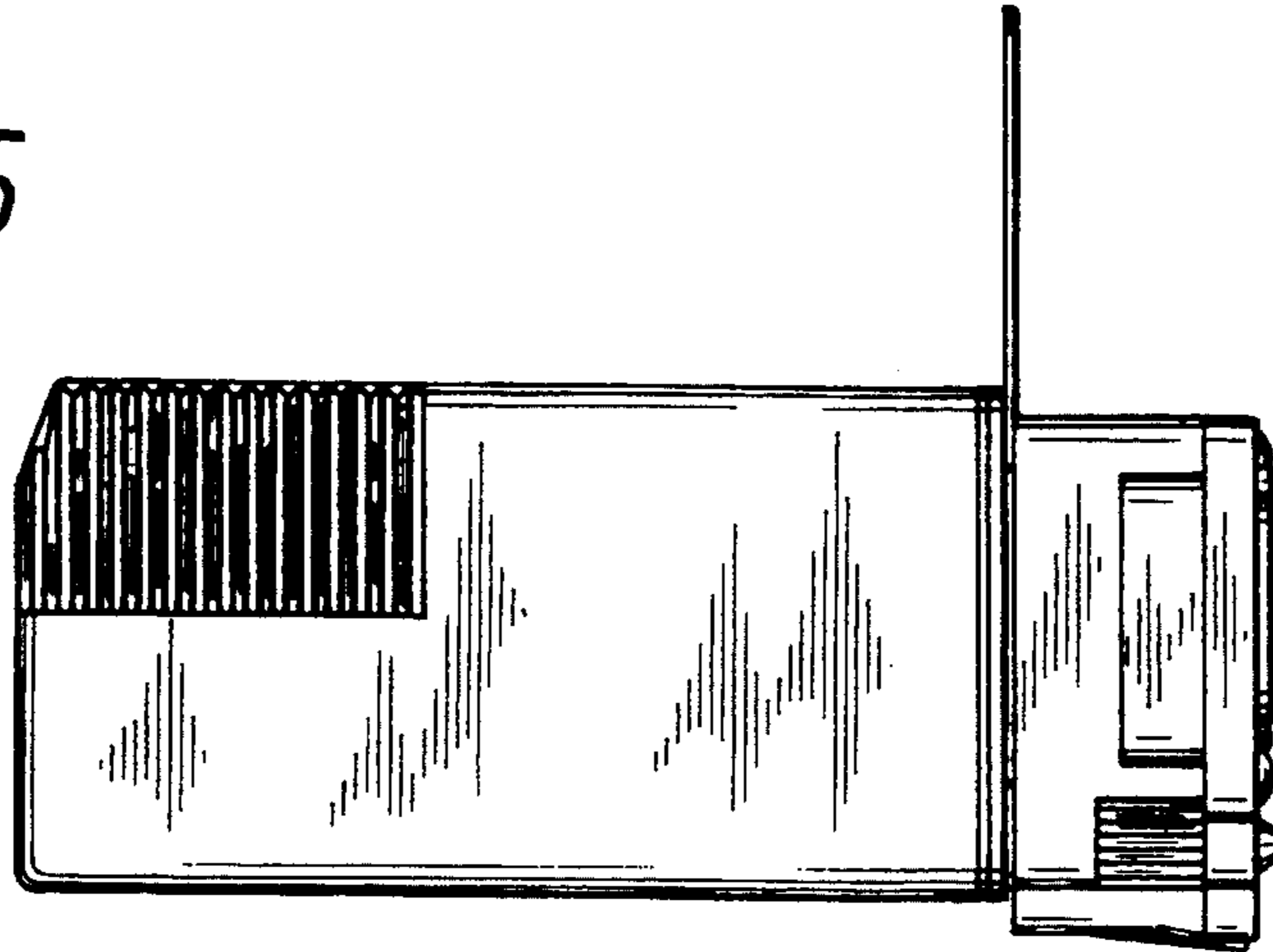


FIG. 6

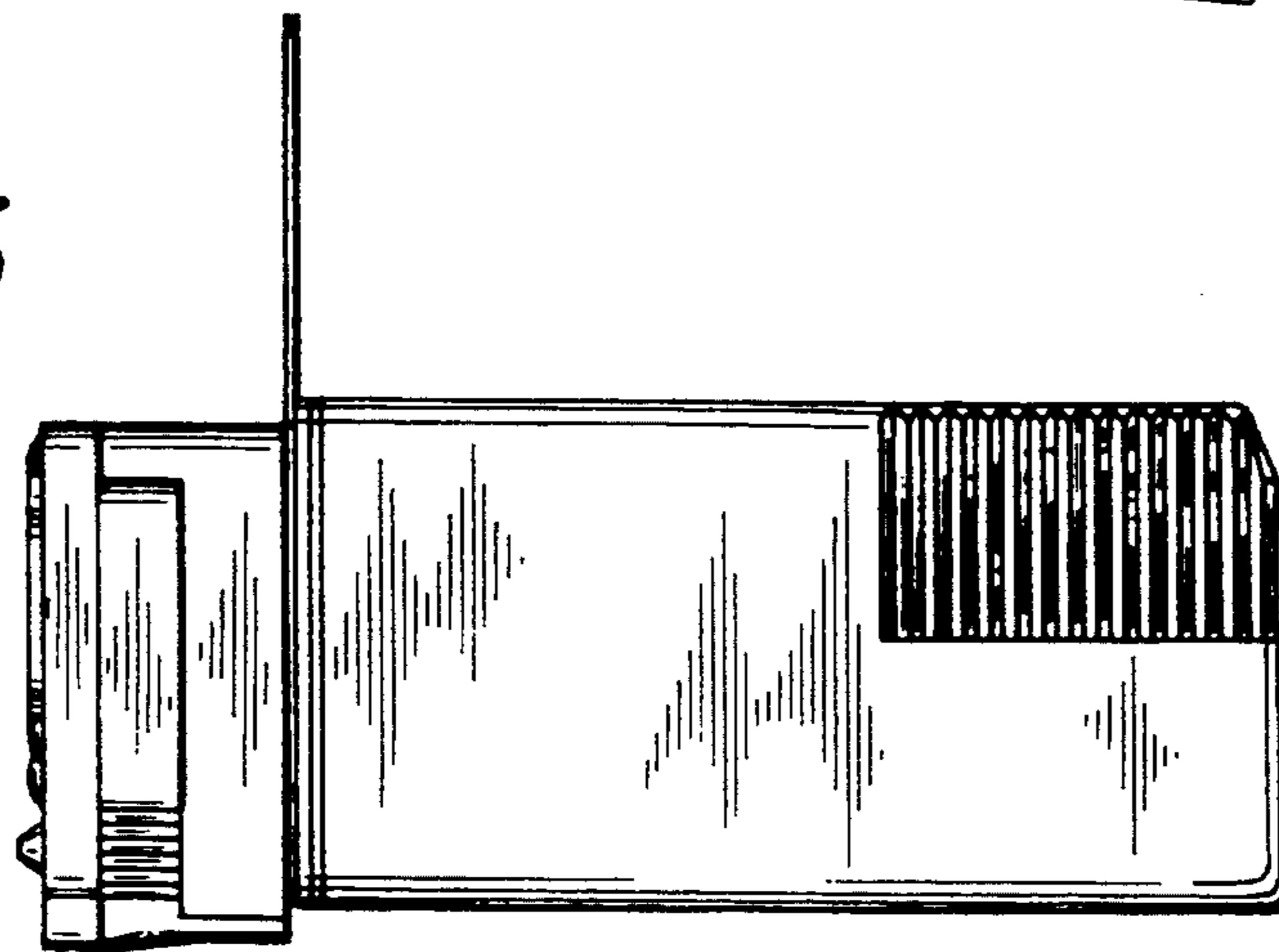


FIG. 7

