



US00D352038S

United States Patent [19]

Kobayashi

[11] Patent Number: **Des. 352,038**

[45] Date of Patent: **** Nov. 1, 1994**

[54] **LOUDSPEAKER FOR USE WITH AMPLIFIER**

D. 342,948 1/1994 Furui D14/172
4,441,577 4/1984 Kurihara 181/141

[75] Inventor: **Tomohiko Kobayashi**, Tokyo, Japan

FOREIGN PATENT DOCUMENTS

[73] Assignee: **Pioneer Kabushiki Kaisha**, Tokyo, Japan

127912 1/1990 Taiwan, Prov. of China .

[**] Term: **14 Years**

Primary Examiner—B. J. Bullock
Attorney, Agent, or Firm—Armstrong, Westerman, Hattori, McLeland & Naughton

[21] Appl. No.: **7,560**

[57] CLAIM

[22] Filed: **Apr. 27, 1993**

The ornamental design for a loudspeaker for use with amplifier, as shown and described.

[30] Foreign Application Priority Data

Oct. 27, 1992 [JP] Japan 4-31461

[52] U.S. Cl. **D14/215**

[58] Field of Search 181/148, 199; 381/88, 381/90; D14/204, 210, 215, 216, 172

DESCRIPTION

[56] References Cited

U.S. PATENT DOCUMENTS

D. 315,736 3/1991 Takagi D14/172
D. 317,008 5/1991 Emmerling D14/210
D. 318,054 7/1991 Kikutani D14/210

FIG. 1 is a front elevational view of a loudspeaker of my new design;
FIG. 2 is a top view thereof;
FIG. 3 is a side view thereof, taken from the right side, FIG. 1;
FIG. 4 is a side view thereof taken from the left side, FIG. 1;
FIG. 5 is a bottom view thereof; and,
FIG. 6 is an enlarged perspective view thereof taken from the upper left hand corner of FIG. 2.

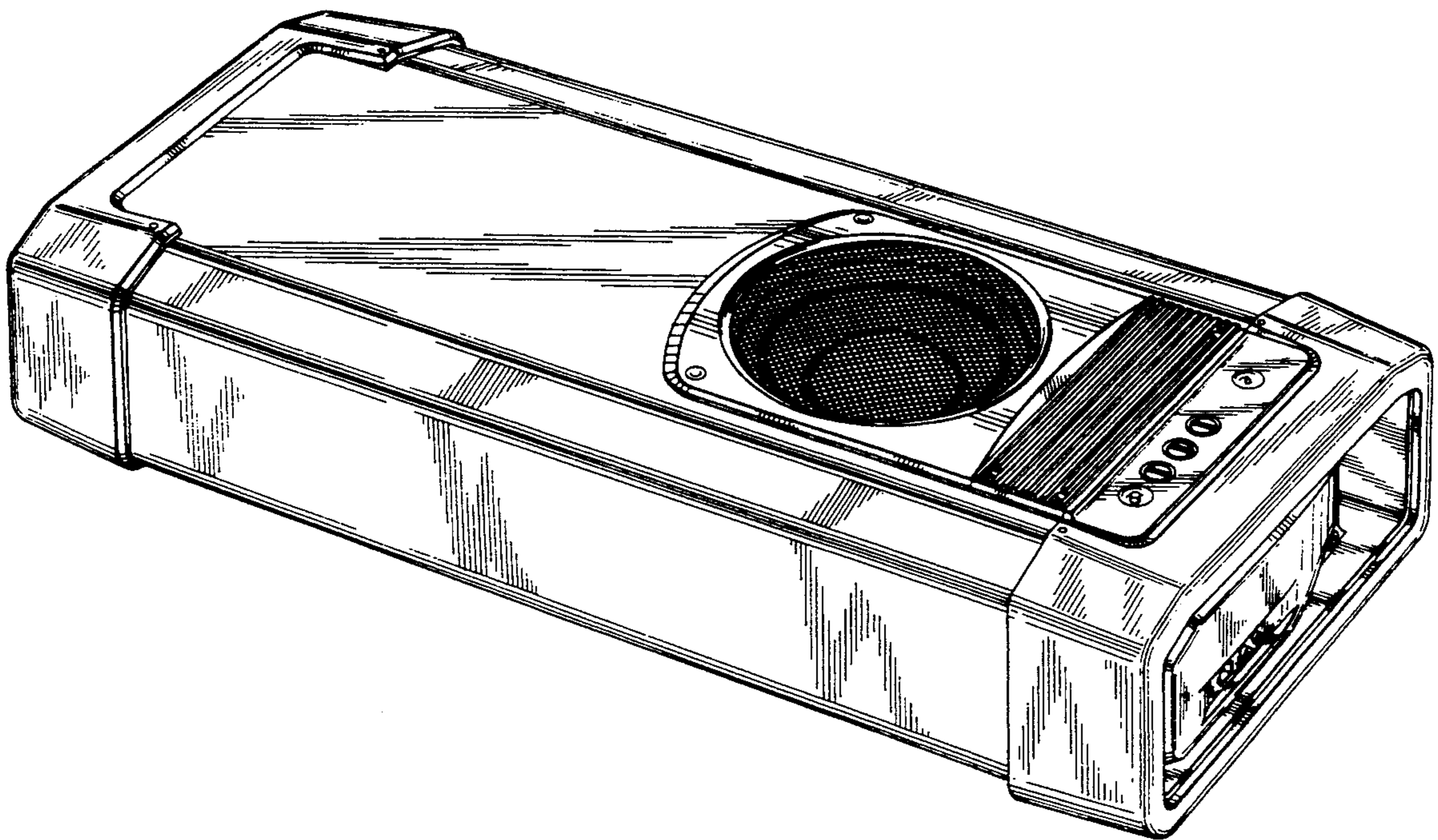


FIG. 1

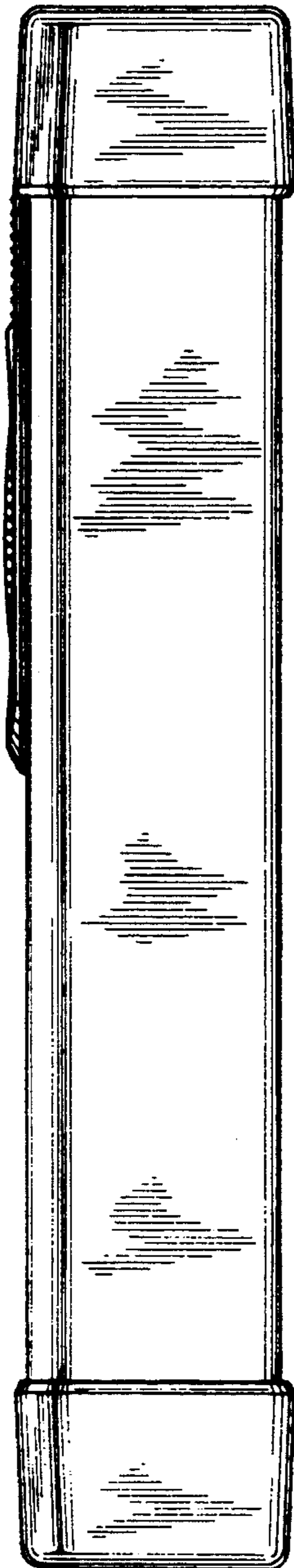


FIG. 2




FIG. 3

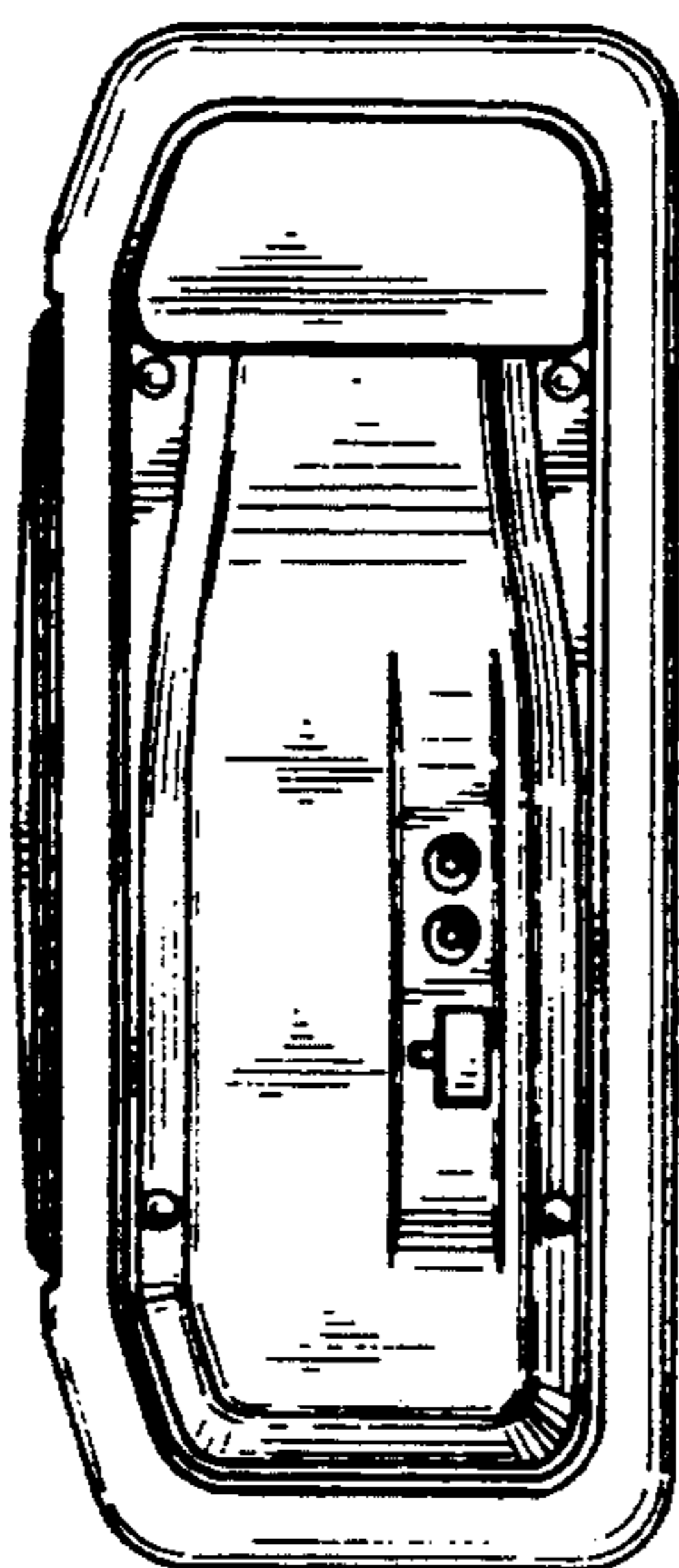


FIG. 4





FIG. 5



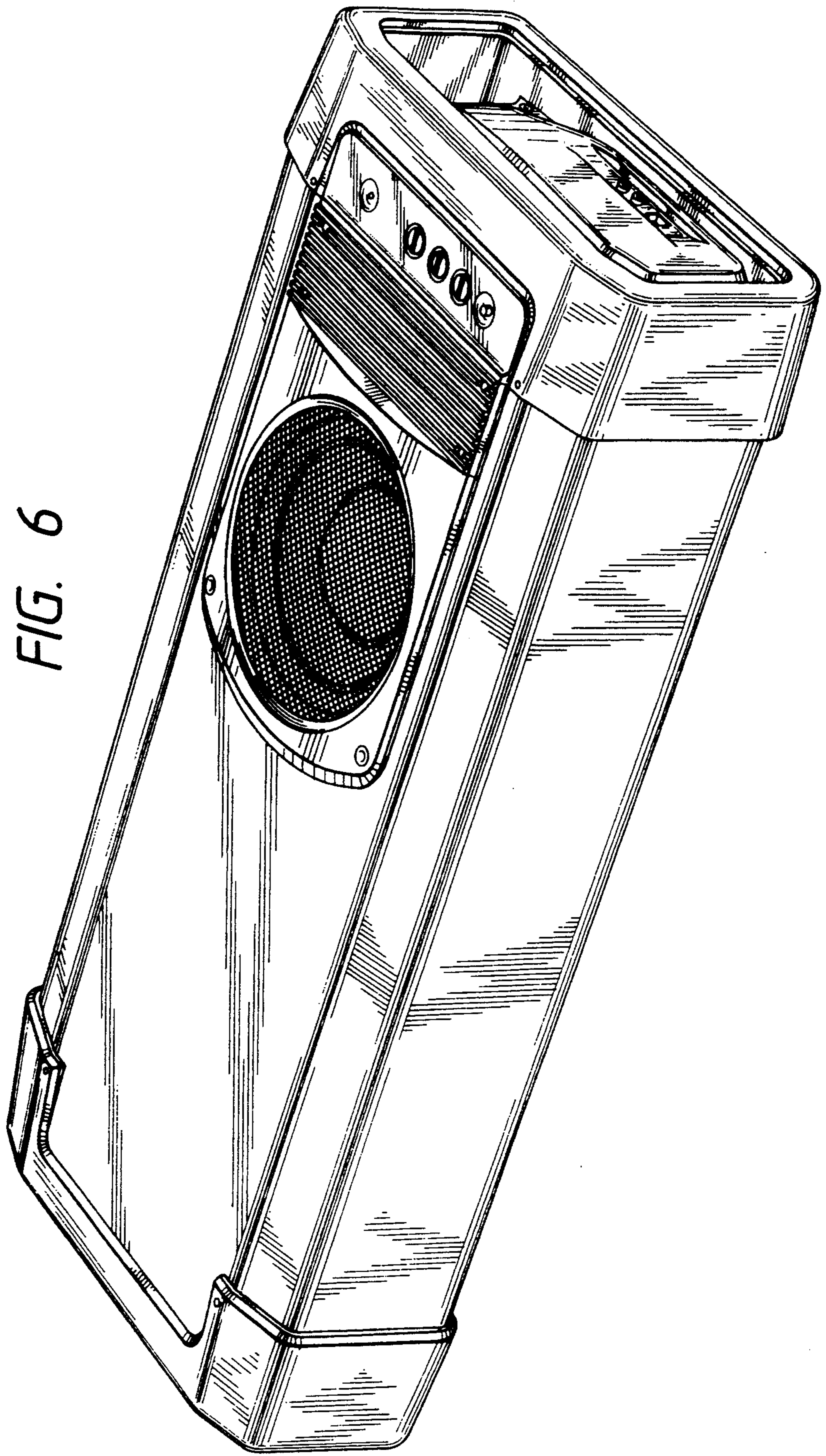


FIG. 6