



US00D352035S

# United States Patent [19]

[11] Patent Number: **Des. 352,035**

Townsend et al.

[45] Date of Patent: **\*\* Nov. 1, 1994**

[54] **SELECTIVE CALL RECEIVER**

[75] Inventors: **David P. Townsend**, Hypoluxo Island; **William J. Scheid**, Coral Springs, both of Fla.

[73] Assignee: **Motorola, Inc.**, Schaumburg, Ill.

[\*\*] Term: **14 Years**

[21] Appl. No.: **5,086**

[22] Filed: **Feb. 22, 1993**

[52] U.S. Cl. .... **D14/191**

[58] Field of Search ..... 455/92, 100, 128, 344; 340/311.1; D14/124, 188, 191, 299

[56] **References Cited**

**U.S. PATENT DOCUMENTS**

- D. 263,143 2/1982 Huntington et al. .... D14/191
- D. 303,669 9/1989 Hayasaka et al. .... D14/191
- D. 304,192 10/1989 Hayasaka et al. .... D14/191

- D. 314,382 2/1991 Scheid et al. .... D14/191
- D. 325,579 4/1992 Bouhuys ..... D14/191
- D. 327,267 6/1992 Scheid et al. .... D14/191


*Primary Examiner*—Theodore M. Shooman  
*Attorney, Agent, or Firm*—Keith A. Chanroo; Thomas G. Berry

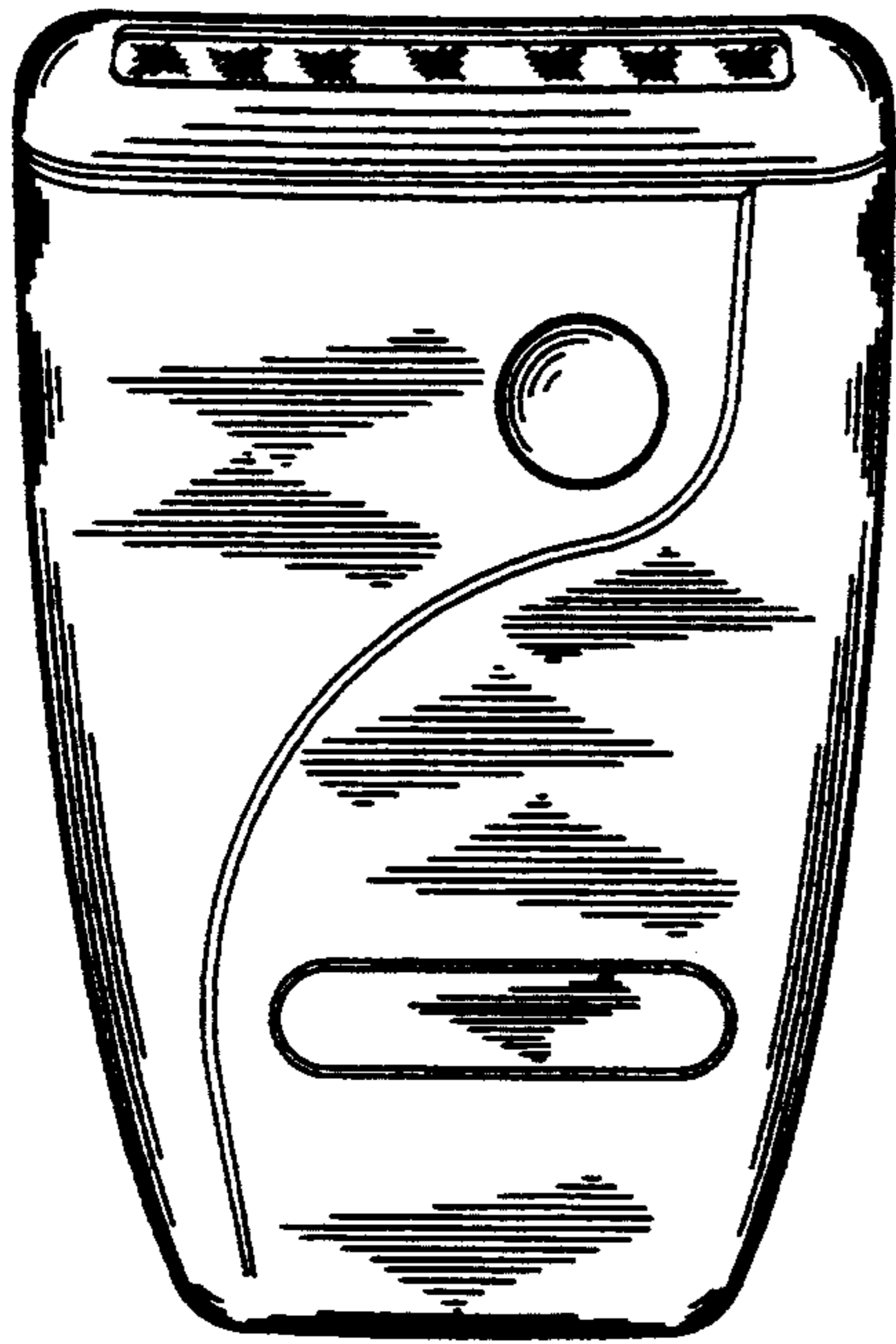
[57] **CLAIM**

The ornamental design for a selective call receiver, as shown and described.

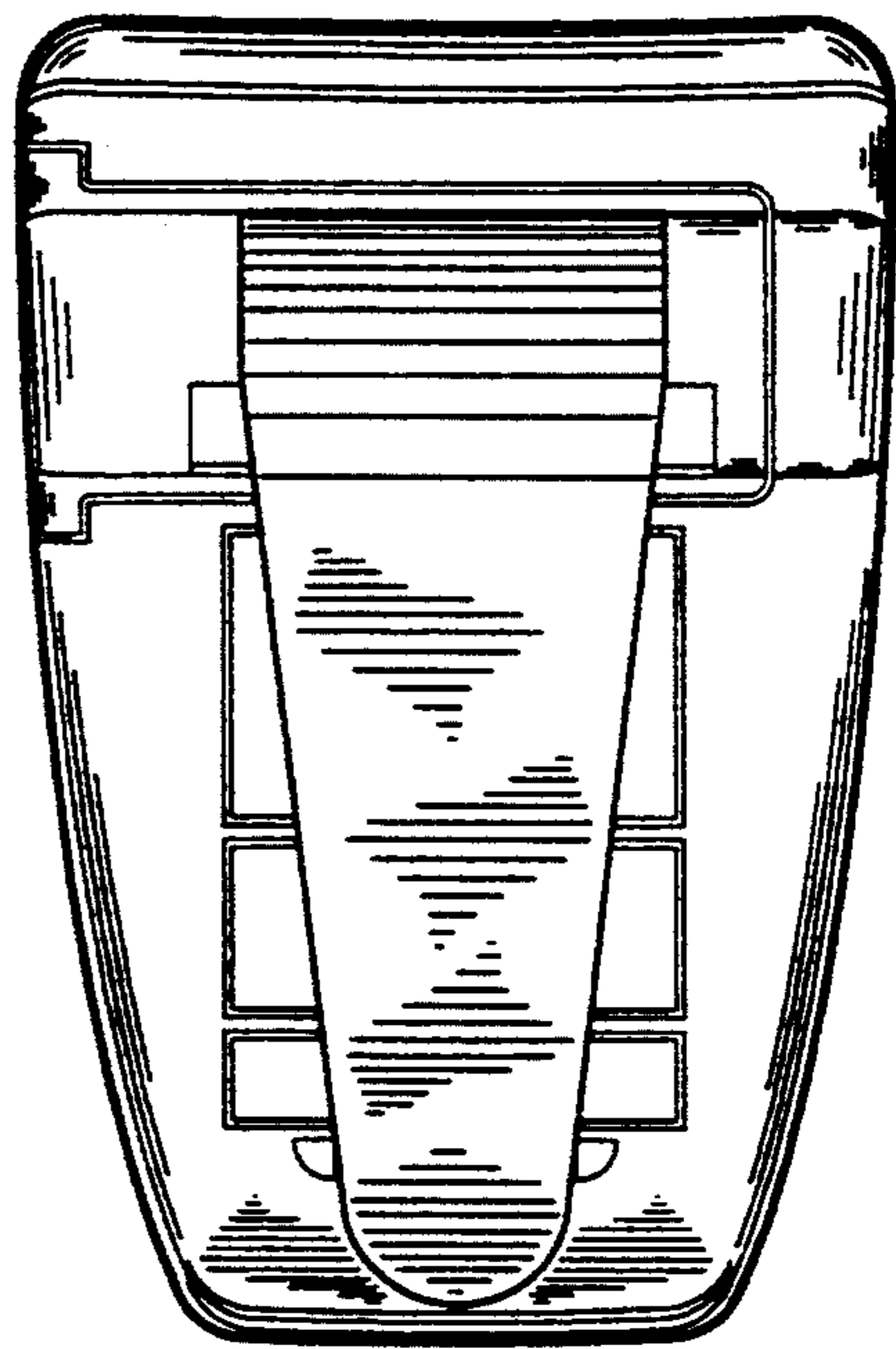
**DESCRIPTION**

FIG. 1 is a front elevational view of a selective call receiver showing our new design; FIG. 2 is a rear elevational view thereof; FIG. 3 is a top plan view thereof; FIG. 4 is a bottom plan view thereof; FIG. 5 is a right side elevational view thereof; FIG. 6 is a left side elevational view thereof; and, FIG. 7 is a top, front, and right side perspective view thereof.







*FIG. 1*



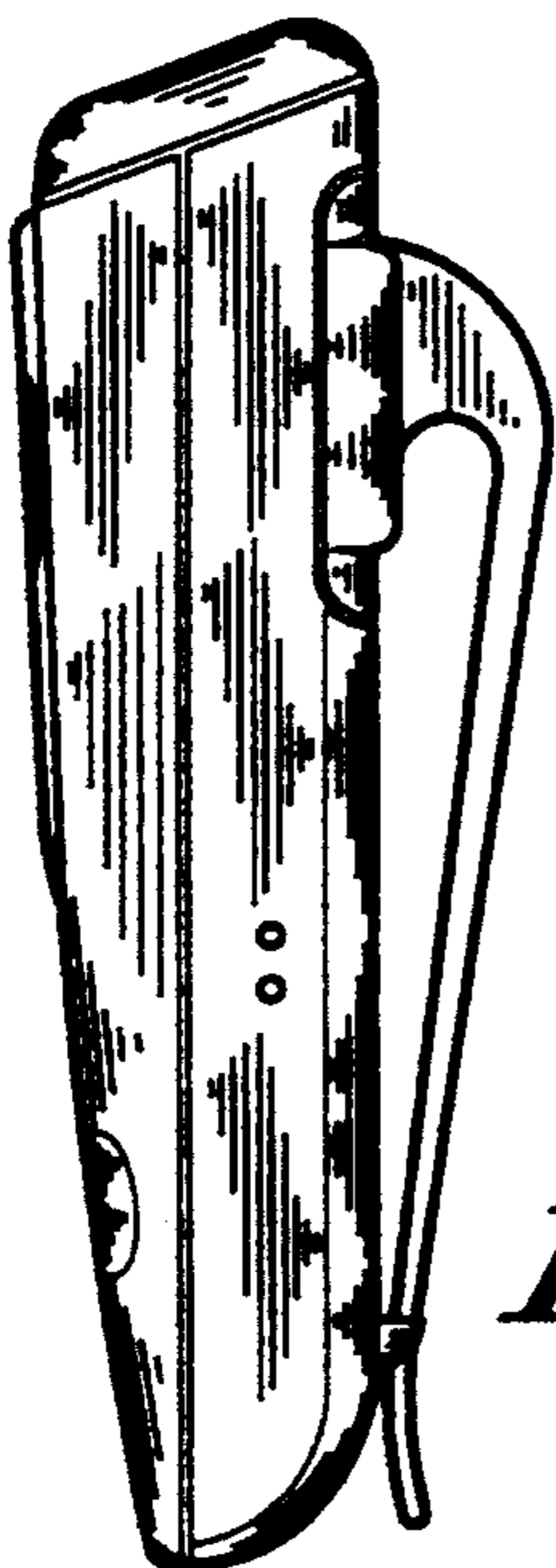
*FIG. 2*



*FIG. 3*




*FIG. 4*



*FIG. 5*



*FIG. 6*



*FIG. 7*