



US00D352029S

United States Patent [19]

[11] Patent Number: **Des. 352,029**

Cowan

[45] Date of Patent: **** Nov. 1, 1994**

[54] **TELEPHONE HANDSET**

[75] Inventor: **Neal T. Cowan, Ottawa, Canada**

[73] Assignee: **Northern Telecom Limited, Montreal, Canada**

[**] Term: **14 Years**

[21] Appl. No.: **15,779**

[22] Filed: **Nov. 29, 1993**

[52] U.S. Cl. **D14/138; D14/148**

[58] Field of Search 379/58-61, 379/419, 420, 428, 440, 433-436; D14/137, 138, 140, 142, 147, 148, 149-151, 240, 247, 248, 116

[56] **References Cited**

U.S. PATENT DOCUMENTS

- D. 296,694 7/1988 Watanabe D14/147 X
- D. 306,291 2/1990 Watanabe et al. D14/148 X
- D. 314,573 2/1991 Kobayashi et al. D14/147 X

- D. 316,261 4/1991 Langlois D14/138
- D. 319,438 8/1991 Suckley D14/147 X
- D. 322,437 12/1991 Myoga D14/148 X
- D. 336,471 6/1993 Kawarami et al. D14/147 X
- D. 347,005 5/1994 Suzuki D14/138

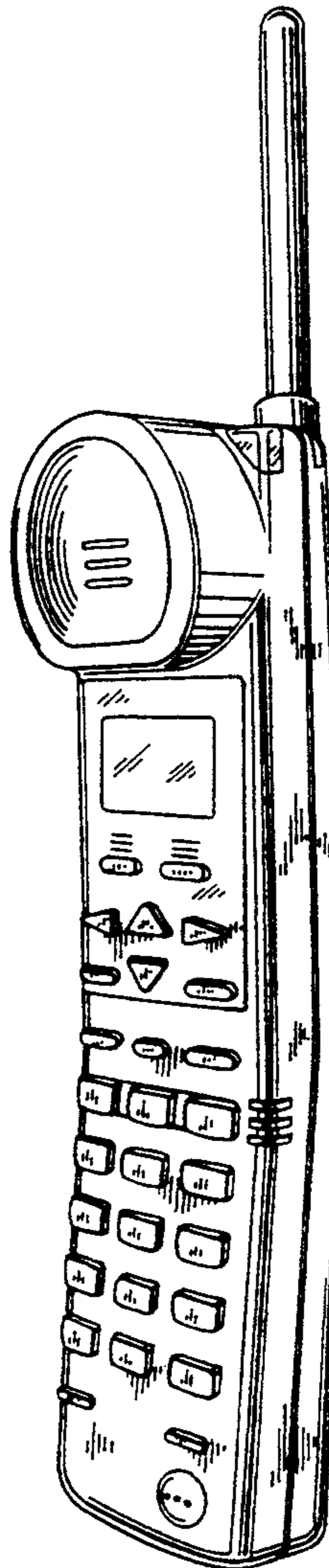
Primary Examiner—Alan P. Douglas
Attorney, Agent, or Firm—R. J. Austin

[57] **CLAIM**

The ornamental design for a telephone handset, as shown and described.

DESCRIPTION

FIG. 1 is a front isometric view of a telephone handset showing my new design;
 FIG. 2 is a left-hand elevational view thereof;
 FIG. 3 is a bottom plan view thereof;
 FIG. 4 is a top plan view thereof;
 FIG. 5 is a front elevational view thereof;
 FIG. 6 is a rear elevational view thereof; and,
 FIG. 7 is a right-hand elevational view thereof.






FIG. 1

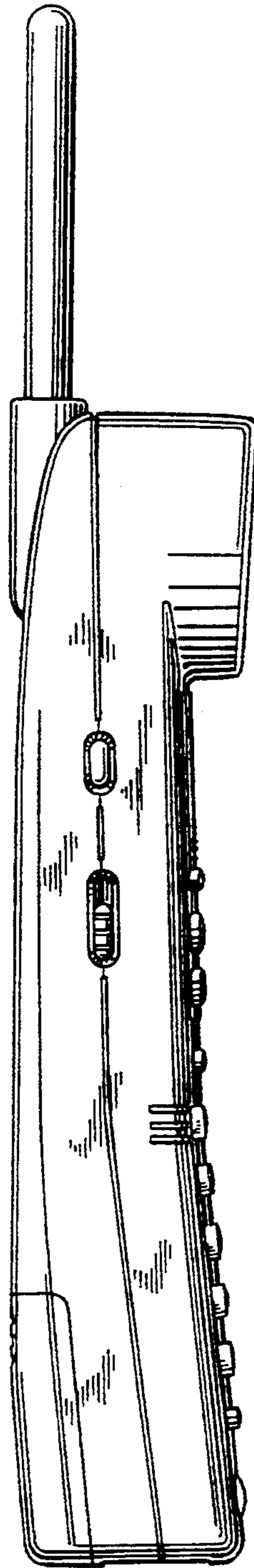


FIG. 2

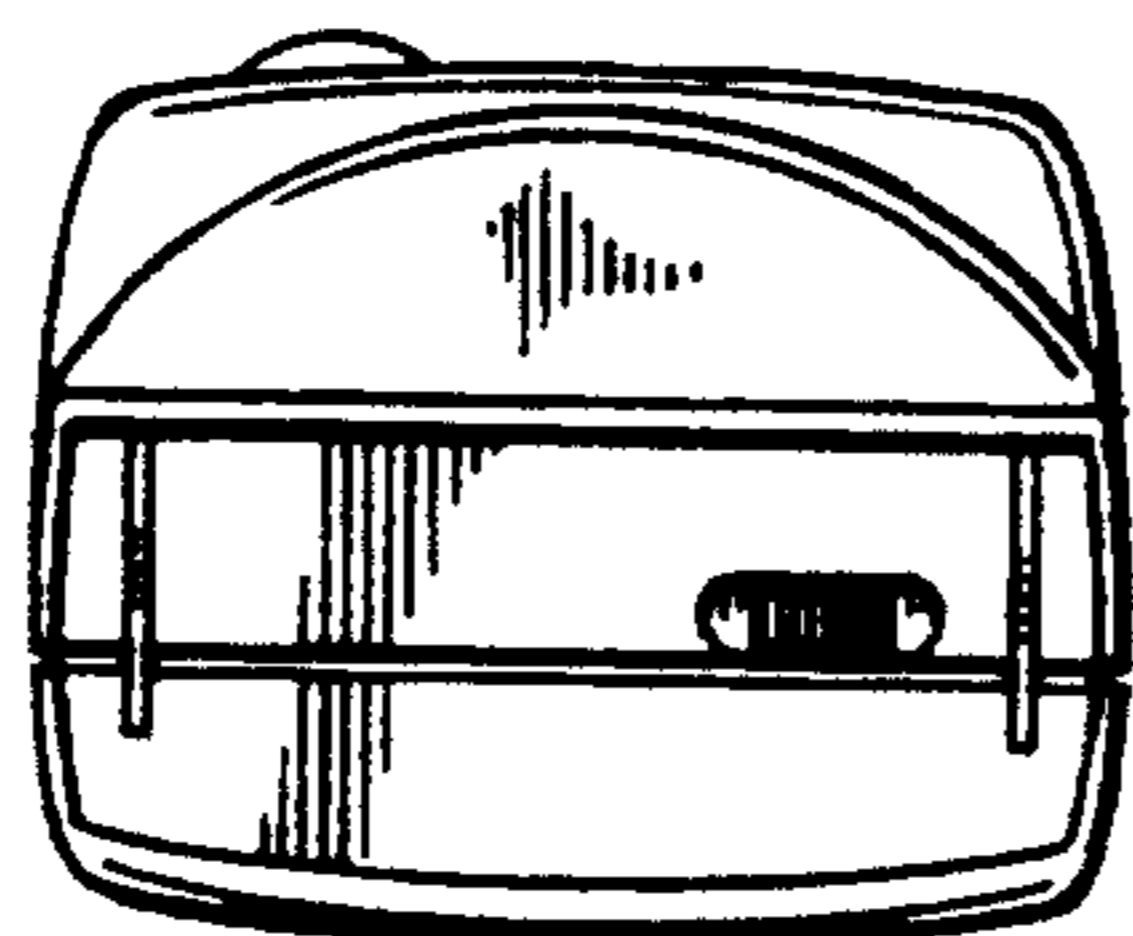


FIG. 3




FIG. 4

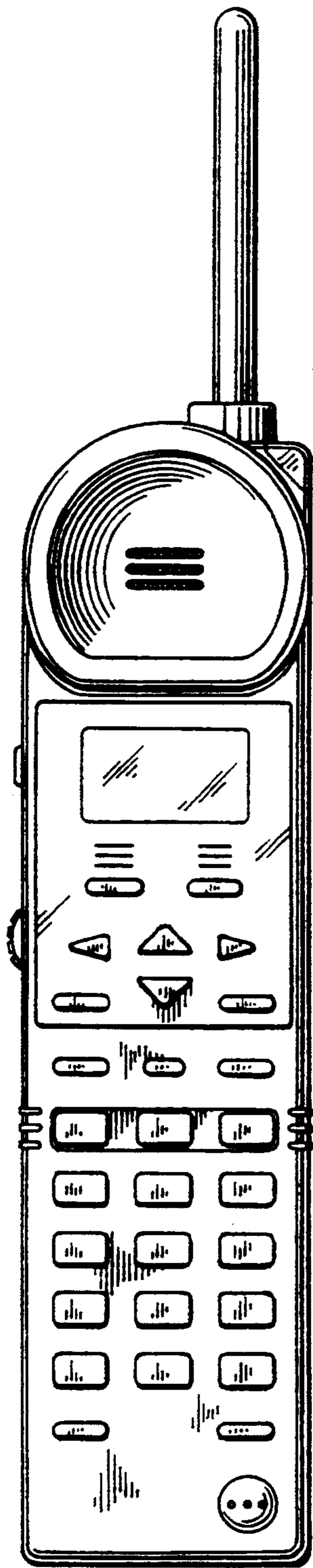


FIG. 5




FIG. 6

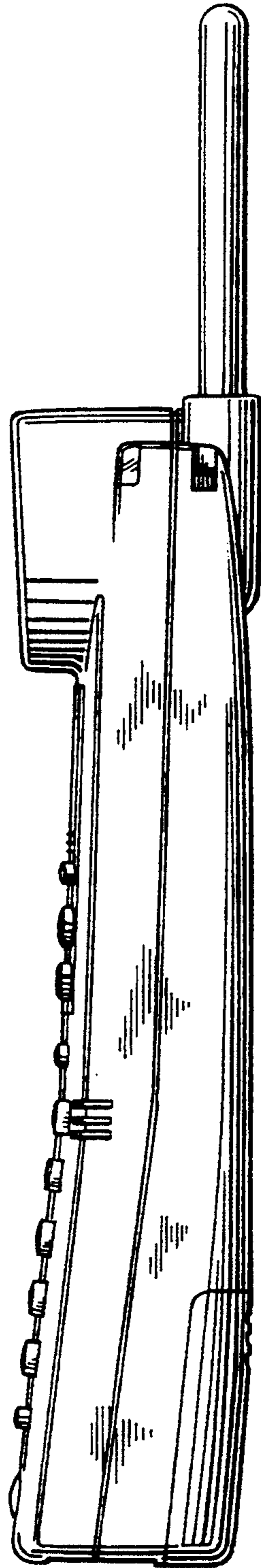


FIG. 7