



US00D352012S

United States Patent [19]

[11] Patent Number: **Des. 352,012**

Ondracek

[45] Date of Patent: **** Nov. 1, 1994**

[54] **BADGE**

[76] Inventor: **John Ondracek**, 800 Pennsylvania St., Apt. 1201, Denver, Colo. 80203

[**] Term: **14 Years**

[21] Appl. No.: **13,240**

[22] Filed: **Sep. 22, 1993**

[52] U.S. Cl. **D11/101; D11/55**

[58] Field of Search 63/1.1, 2, 20, 18, 19; 40/1.5; D11/1, 2, 30, 31, 44, 48, 49, 81, 82, 83-110, 79, 80, 53-59; D20/11, 22

[56] **References Cited**

U.S. PATENT DOCUMENTS

| | | | | |
|------------|---------|------------------|-------|---------|
| D. 121,024 | 6/1940 | Tang | | D11/89 |
| D. 124,277 | 12/1940 | Silson | | D11/44 |
| D. 229,901 | 1/1974 | Crowley | . | |
| D. 232,061 | 7/1974 | Christiansen | . | |
| D. 266,155 | 9/1982 | Scherenberg, Jr. | | D11/83 |
| D. 328,264 | 7/1992 | Kuhnke | | D11/101 |
| 3,839,821 | 10/1974 | Forsman | | 63/20 |

OTHER PUBLICATIONS

Bergdorf Goodman Ad from GQ-Apr., 1972 Article far left of p. 15.

Primary Examiner—Ralf T. Seifert
Attorney, Agent, or Firm—Henderson & Sturm

[57] CLAIM

The ornamental design for a badge, as shown and described.

DESCRIPTION

FIG. 1 is a front plan view showing the happy face orientation of the button face;

FIG. 2 is a top plan view of the button with the bottom plan view being the same, the broken line showing of a fastening pin is for illustrative purposes only and forms no part of the claimed design; and,

FIG. 3 is a front plan view showing the sad face orientation of the button face.

The opposite side view to FIG. 1 is plain and unornamented.

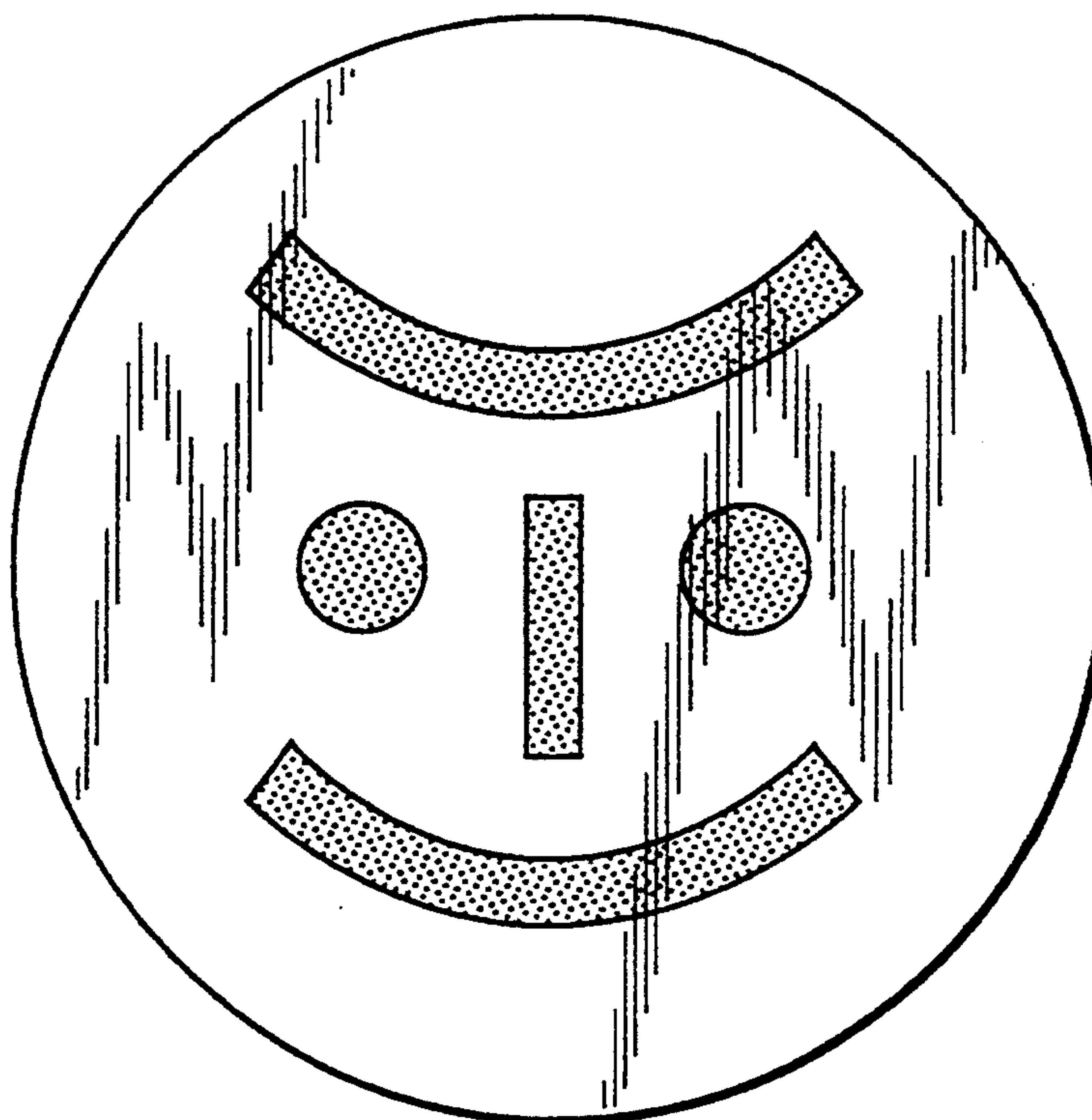


FIG. 1

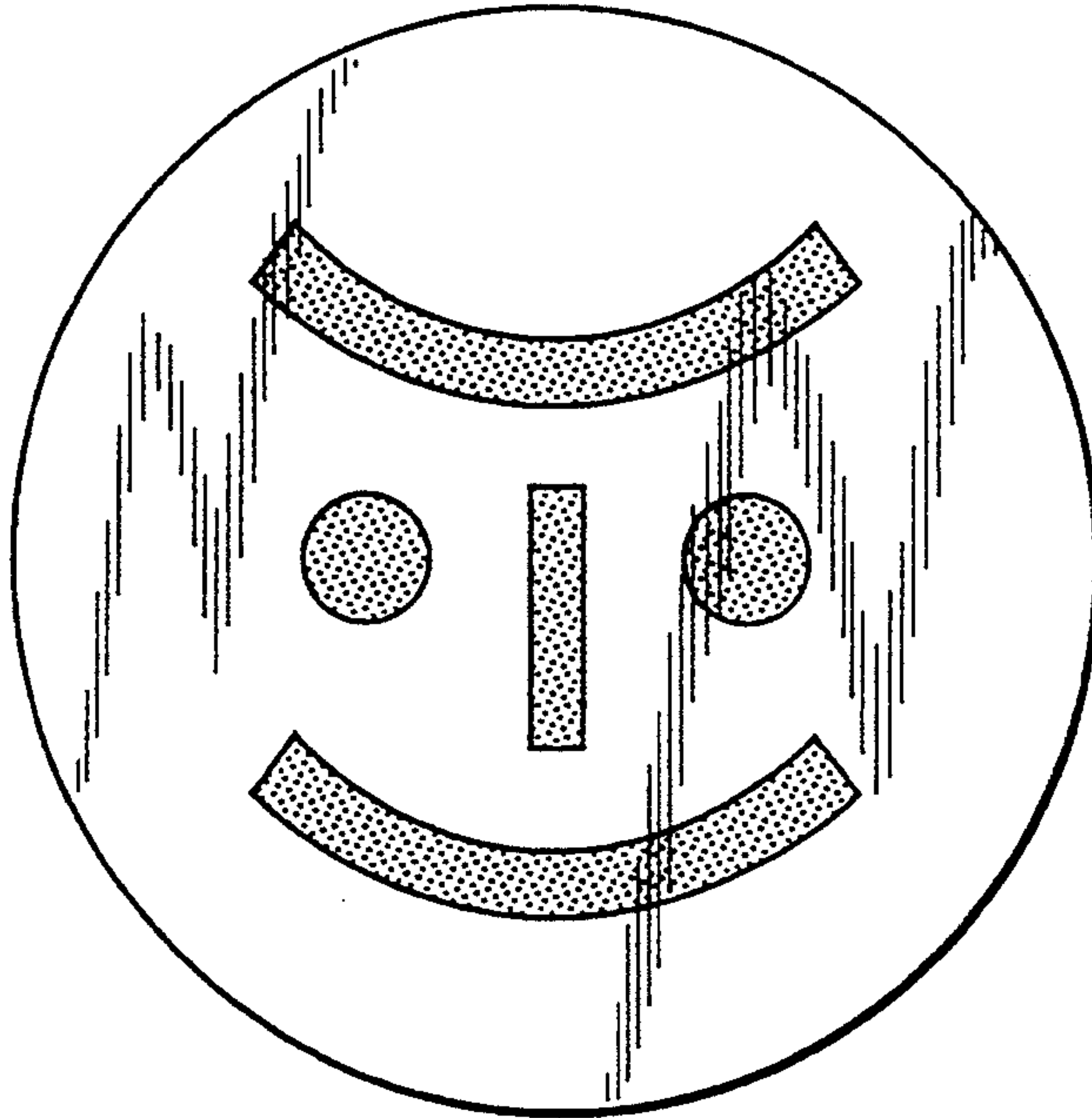


FIG. 2

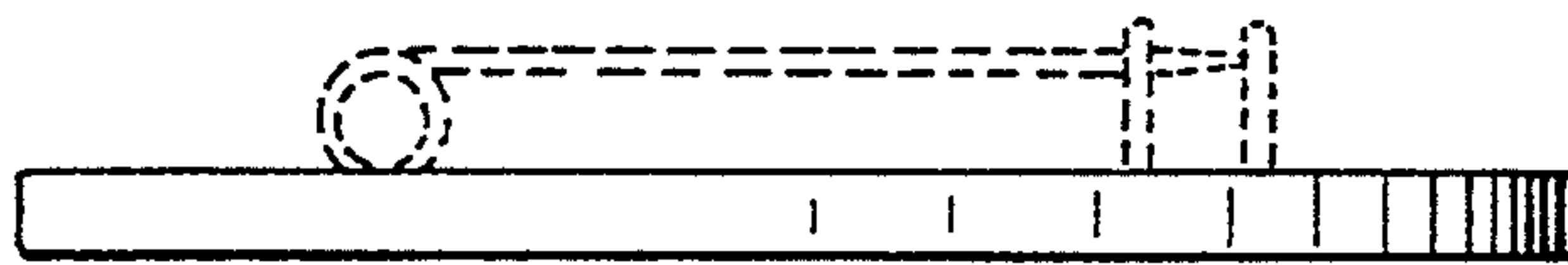


FIG. 3

