



US00D352004S

# United States Patent [19]

[11] Patent Number: **Des. 352,004**

**Bikoff et al.**

[45] Date of Patent: **\*\* Nov. 1, 1994**

[54] **BOTTLE AND CAP**

4,416,400 11/1983 Dougherty, Sr. .... 222/420  
4,469,235 9/1984 Parker ..... 215/295

[76] Inventors: **J. Darius Bikoff**, Sousa Dr., Sands Point, N.Y. 11050; **Philippe Starck**, 3 Rue de la Roquette, 75011, Paris, France

### OTHER PUBLICATIONS

Modern Packaging Encyclopedia, 1970 Issue, p. 298, "Pull'n Push" closure 26-P200.  
Aerosol Age, Jun. 1983, p. 24, Aerosol containers, bottom left photo.

[\*\*] Term: **14 Years**

*Primary Examiner*—Theodore M. Shooman  
*Assistant Examiner*—Lucy Lieberman  
*Attorney, Agent, or Firm*—Darby & Darby

[21] Appl. No.: **607,873**

[22] Filed: **Nov. 1, 1990**

[52] U.S. Cl. .... **D9/503; D9/443; D9/447**

### [57] CLAIM

[58] **Field of Search** ..... D9/500-505, D9/558, 300, 338, 435, 443, 447, 449, 436; 215/1 R, 1 C, 295; 222/525, 522, 420

The ornamental design for a bottle and cap, as shown and described.

### DESCRIPTION

### [56] References Cited

#### U.S. PATENT DOCUMENTS

D. 261,992	11/1981	Tuthill et al. ....	D9/449
D. 277,459	2/1985	Baum et al. ....	D9/443
D. 277,736	2/1985	Long .....	D9/443
D. 304,683	11/1989	Hofer .....	D9/556 X
3,201,013	8/1965	Porter et al. ....	222/525
3,460,702	8/1969	Andrews .....	D9/452 X
3,599,845	8/1971	Miller .....	222/525
3,926,324	12/1975	Zavasnik .....	215/1 C
4,330,066	5/1982	Berliner .....	215/1 C

FIG. 1 is a top perspective view of my new design; FIG. 2 is a front elevation thereof, the rear elevation is the same; FIG. 3 is a top plan view thereof; FIG. 4 is a bottom plan view thereof; FIG. 5 is a right side elevation view, the left elevation side-view being a mirror image of the right side; and, FIG. 6 is a front elevation of a second embodiment of the bottle and cap, the second embodiment is the same as the first embodiment except that the bottle is transparent, revealing a symmetrically conical flow guide.

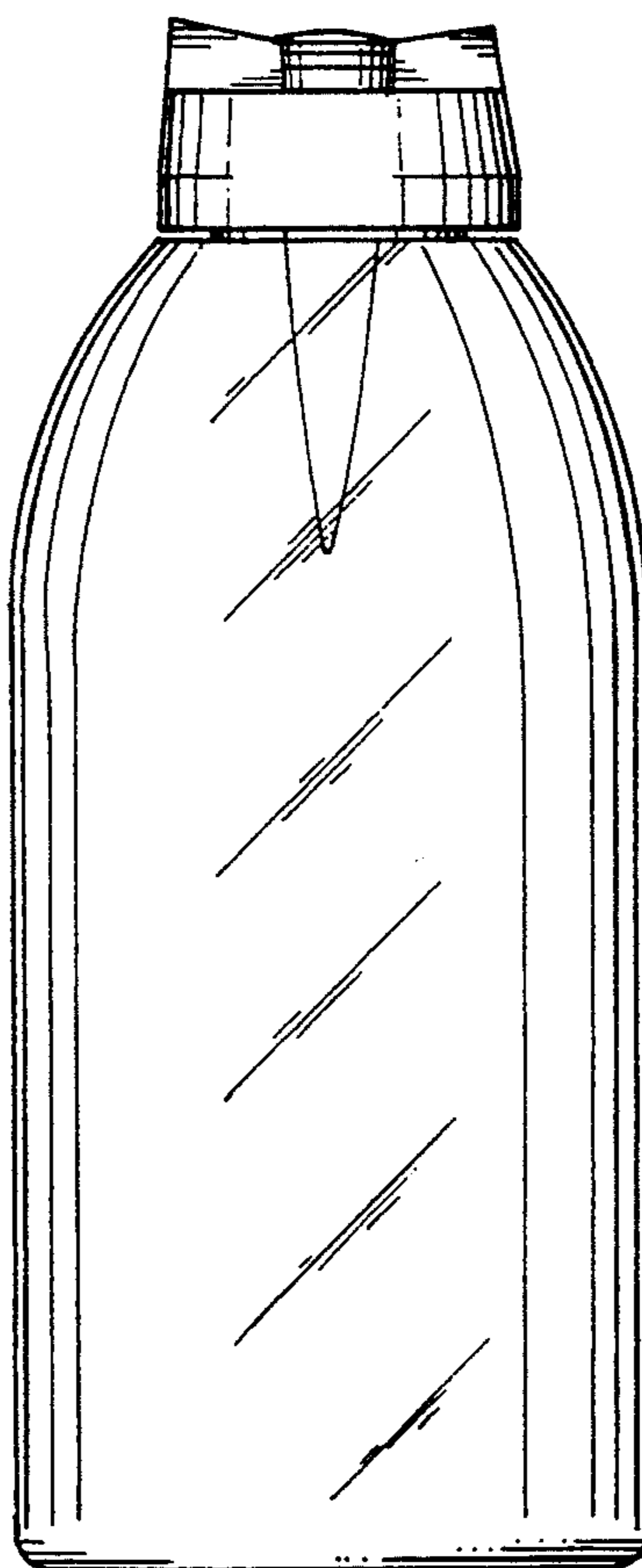


FIG. 1

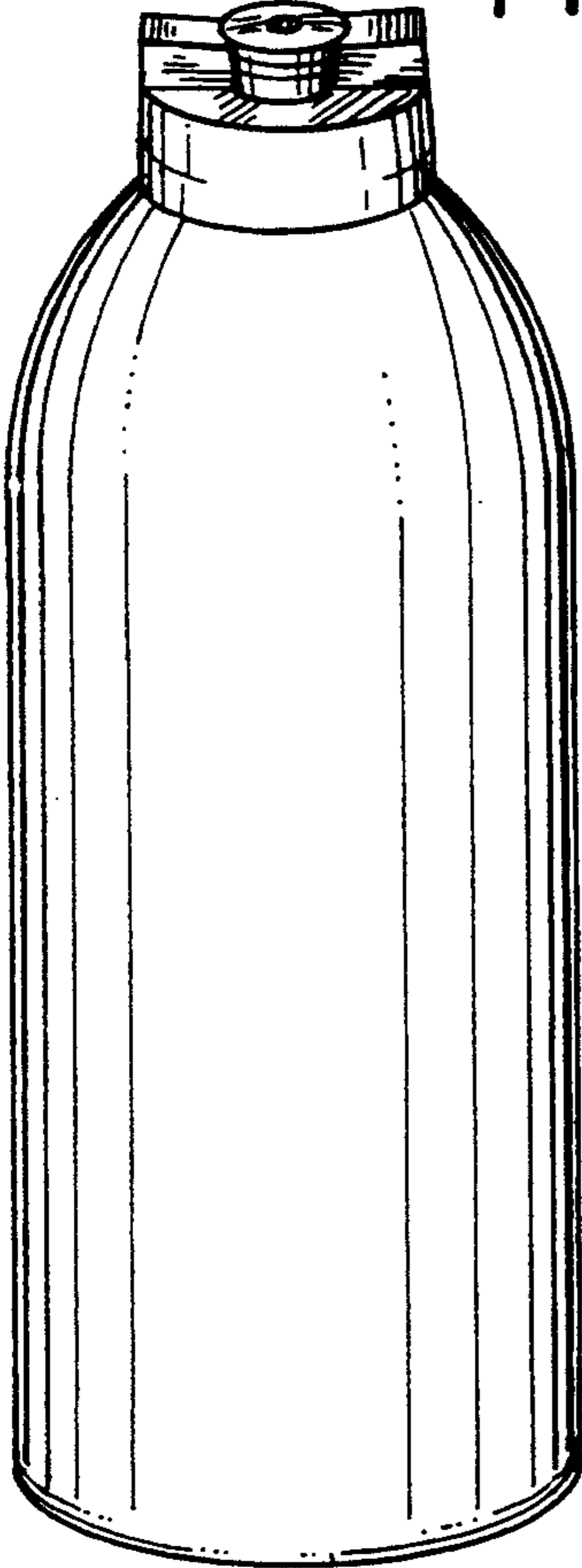


FIG. 2

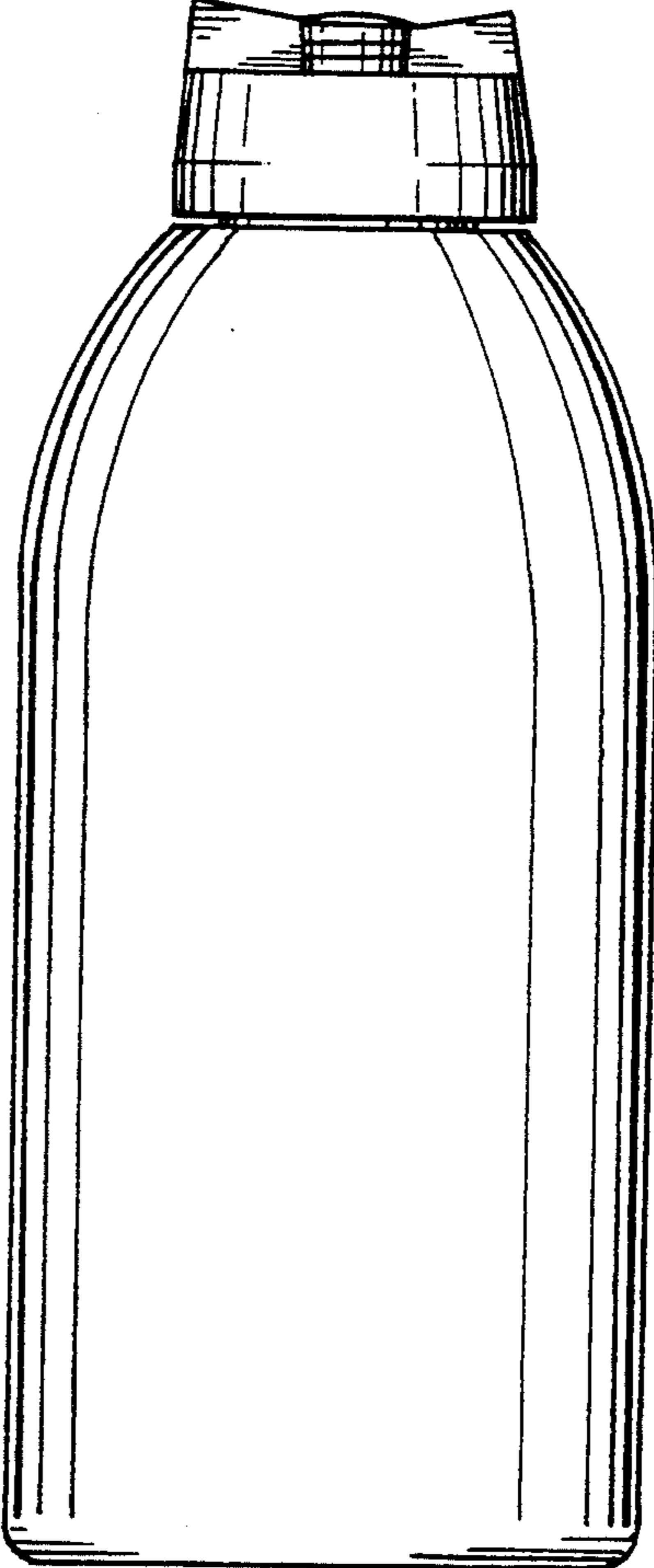


FIG. 3




FIG. 4

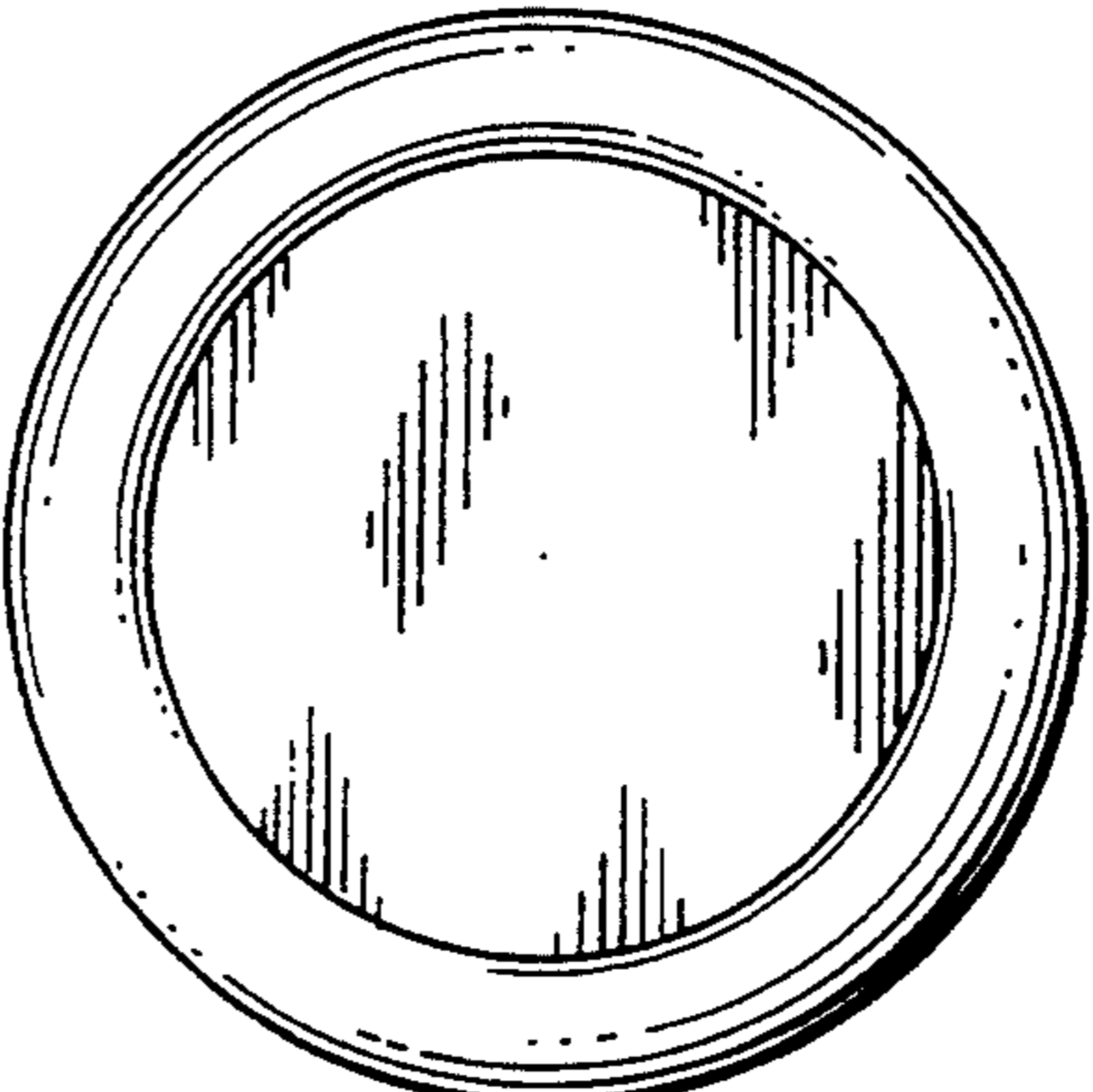


FIG. 5

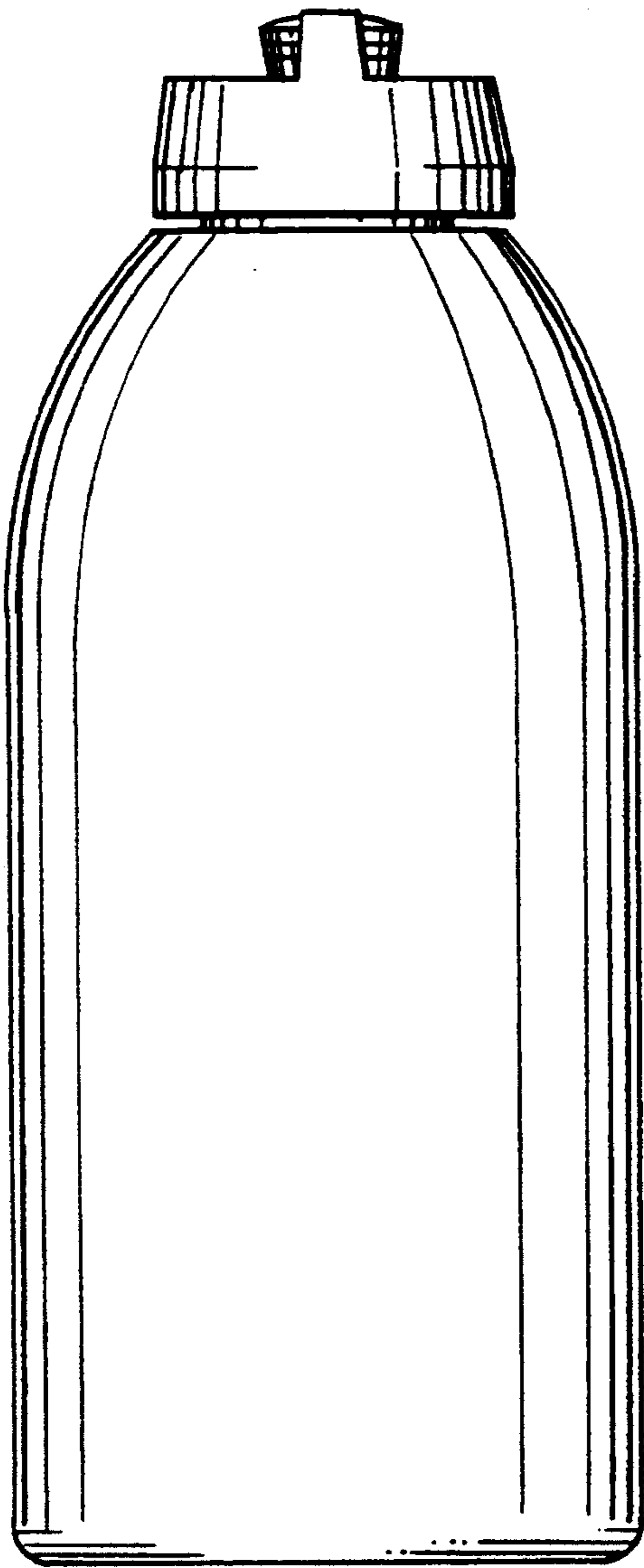


FIG. 6

