



US00D352000S

# United States Patent [19]

[11] Patent Number: **Des. 352,000**

Hansen et al.

[45] Date of Patent: **\*\* Nov. 1, 1994**

[54] CONTAINER WITH RELEASABLE LOCK

[75] Inventors: **Darryl P. Hansen**, Shortsville; **Raj K. Mangla**, Pittsford; **Raul Matos**, Rochester; **Dennis Oberdorf**, Canandaigua; **Chris Olenski**, Walworth, all of N.Y.

[73] Assignee: **Mobil Oil Corporation**, Fairfax, Va.

[\*\*] Term: **14 Years**

[21] Appl. No.: **11,496**

[22] Filed: **Aug. 6, 1993**

3,303,964	2/1967	Luker .	
3,690,902	9/1972	Dahl .	
3,770,115	11/1973	Cannell .	
3,794,090	2/1974	Commisso .	
4,197,940	4/1980	DeRossett .	
4,375,862	3/1983	Kurinsky et al. .	
4,705,163	11/1987	James .....	206/45.32
4,741,452	5/1988	Holzkopf .	
4,863,058	9/1989	Antoni et al. .	
4,867,303	9/1989	Beckerman et al. ....	206/45.32
4,874,088	10/1989	Antoni et al. .	
5,287,959	2/1994	Hasen et al. ....	220/306 X

*Primary Examiner*—Prabhakar G. Deshmukh  
*Attorney, Agent, or Firm*—Alexander J. McKillop;  
George W. Hager; Michael J. Mlotkowski

### Related U.S. Application Data

[63] Continuation of Ser. No. 56,641, May 3, 1993, Pat. No. 5,287,959.

[52] U.S. Cl. .... **D9/429**

[58] Field of Search ..... D9/429, 428, 418, 431; D7/561, 562, 552, 602, 608; 206/45.32, 45.34, 564, 357; 220/575, 556, 574, 306, 355, 380, 671, 675, 293

### References Cited

#### U.S. PATENT DOCUMENTS

D. 93,461	10/1934	Vaulchier .....	D9/429
D. 195,699	7/1963	Bostrom .....	D9/429
2,246,695	6/1941	Phillips .	
2,914,104	11/1959	Jocelyn .	

### [57] CLAIM

The ornamental design for container with releasable lock, as shown and described.

### DESCRIPTION

FIG. 1 is a perspective view of a container with releasable lock showing our new design; FIG. 2 is an exploded elevational view thereof; FIG. 3 is a bottom plan view of a container cover; shown separately for clarity of illustration; FIG. 4 is a bottom plan view of a container base; shown separately for clarity of illustration; FIG. 5 is a top plan view of FIG. 3; and, FIG. 6 is a top plan view of FIG. 4.

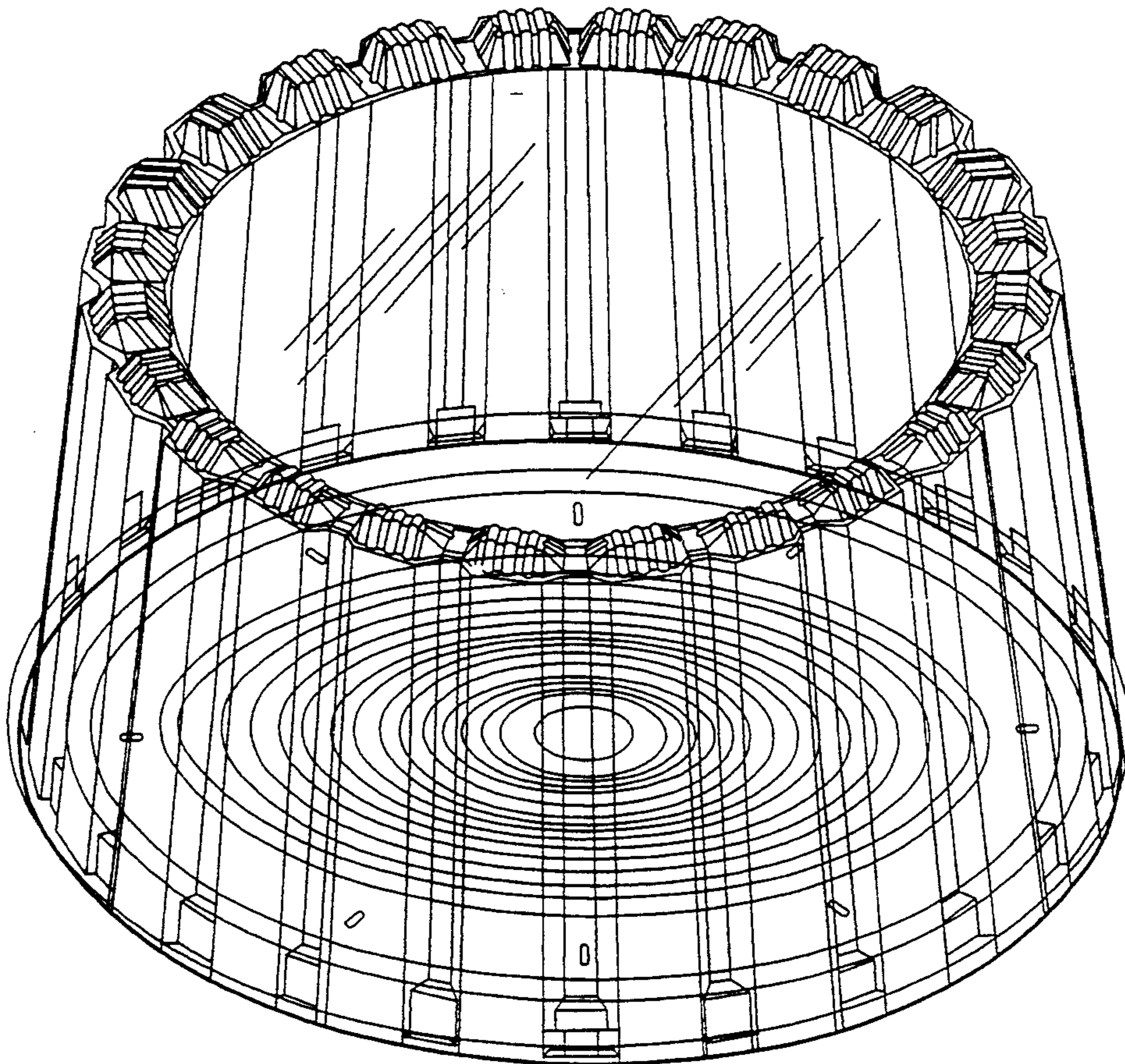


FIG. 1

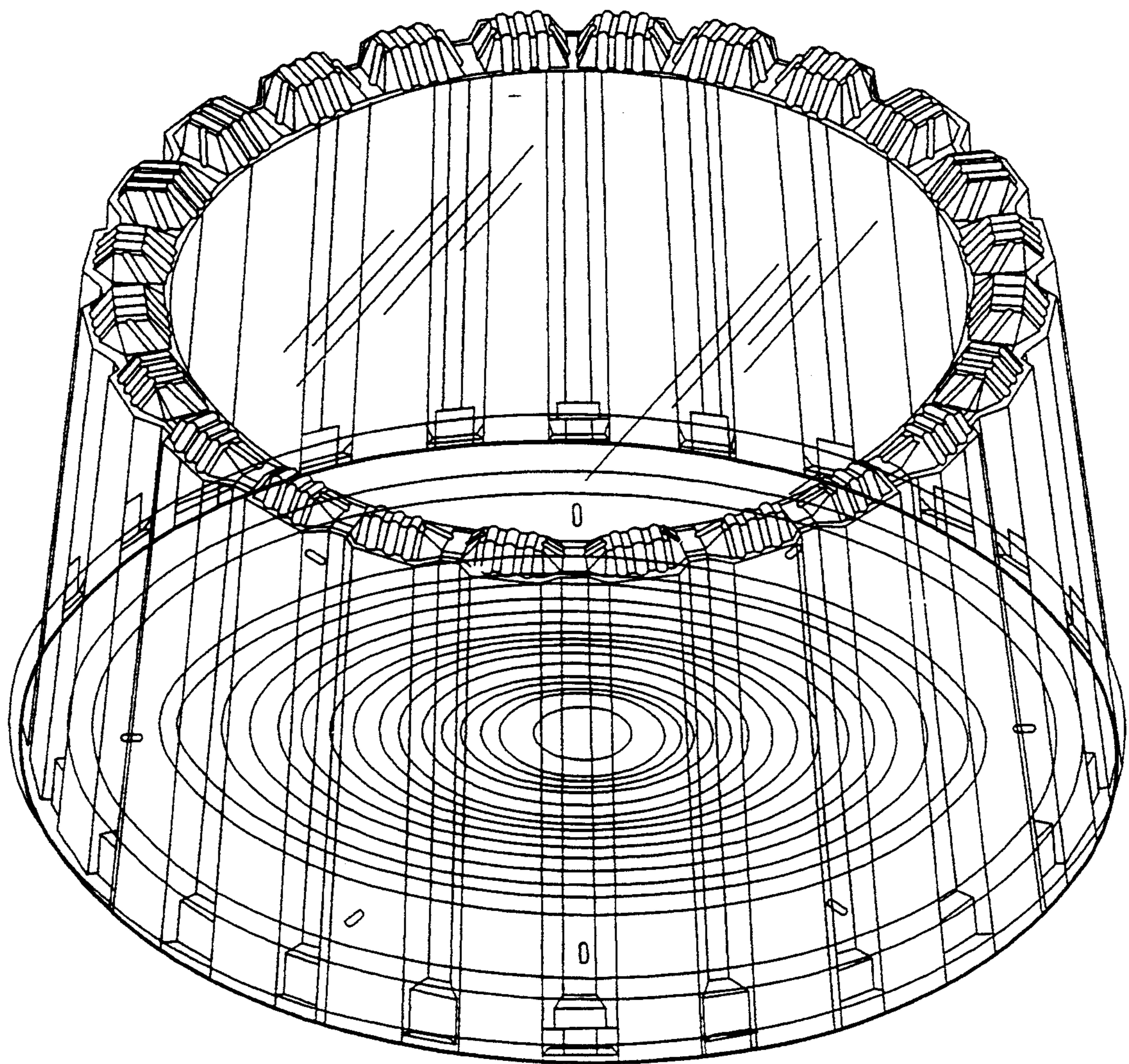


FIG. 2

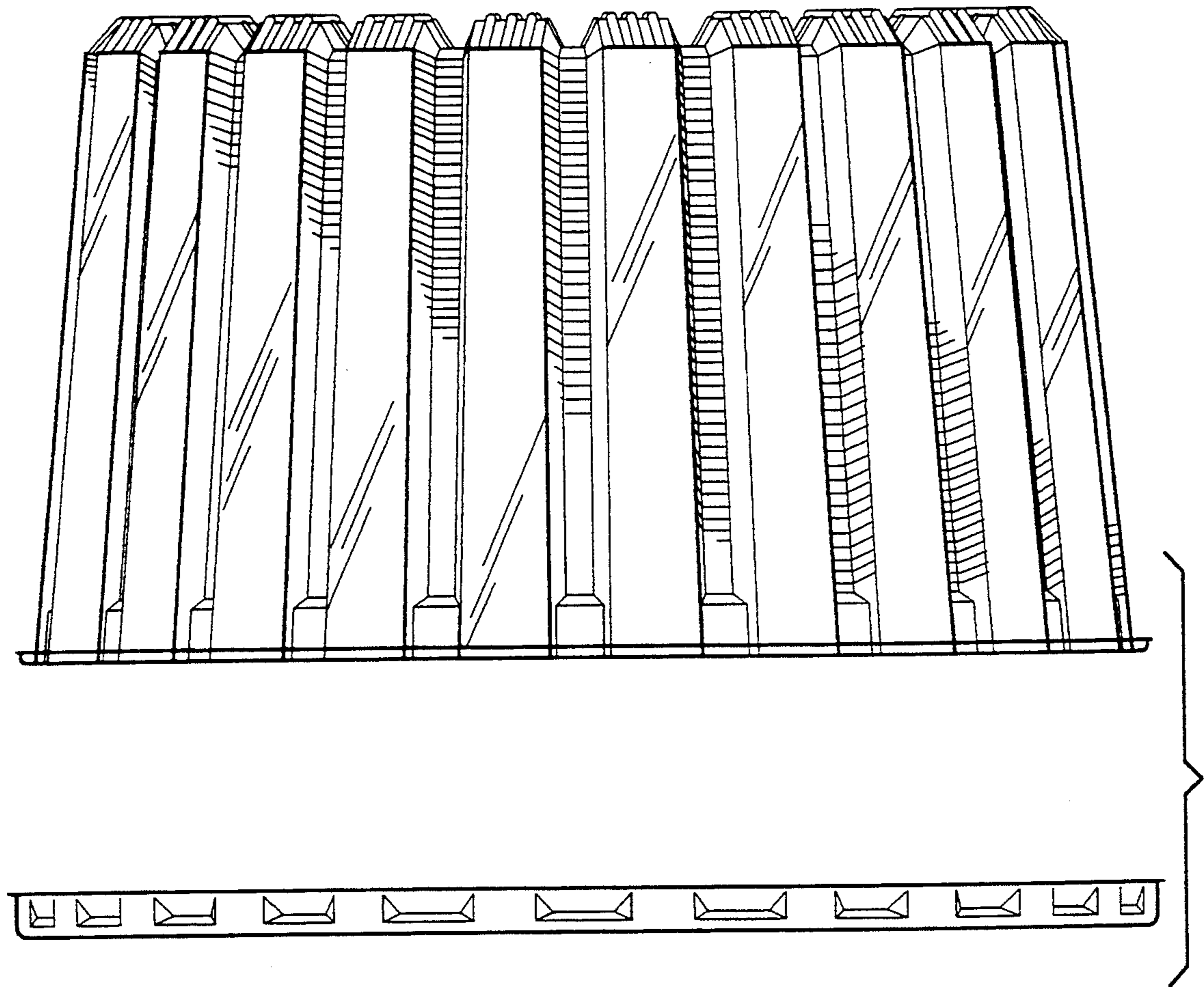


FIG. 3

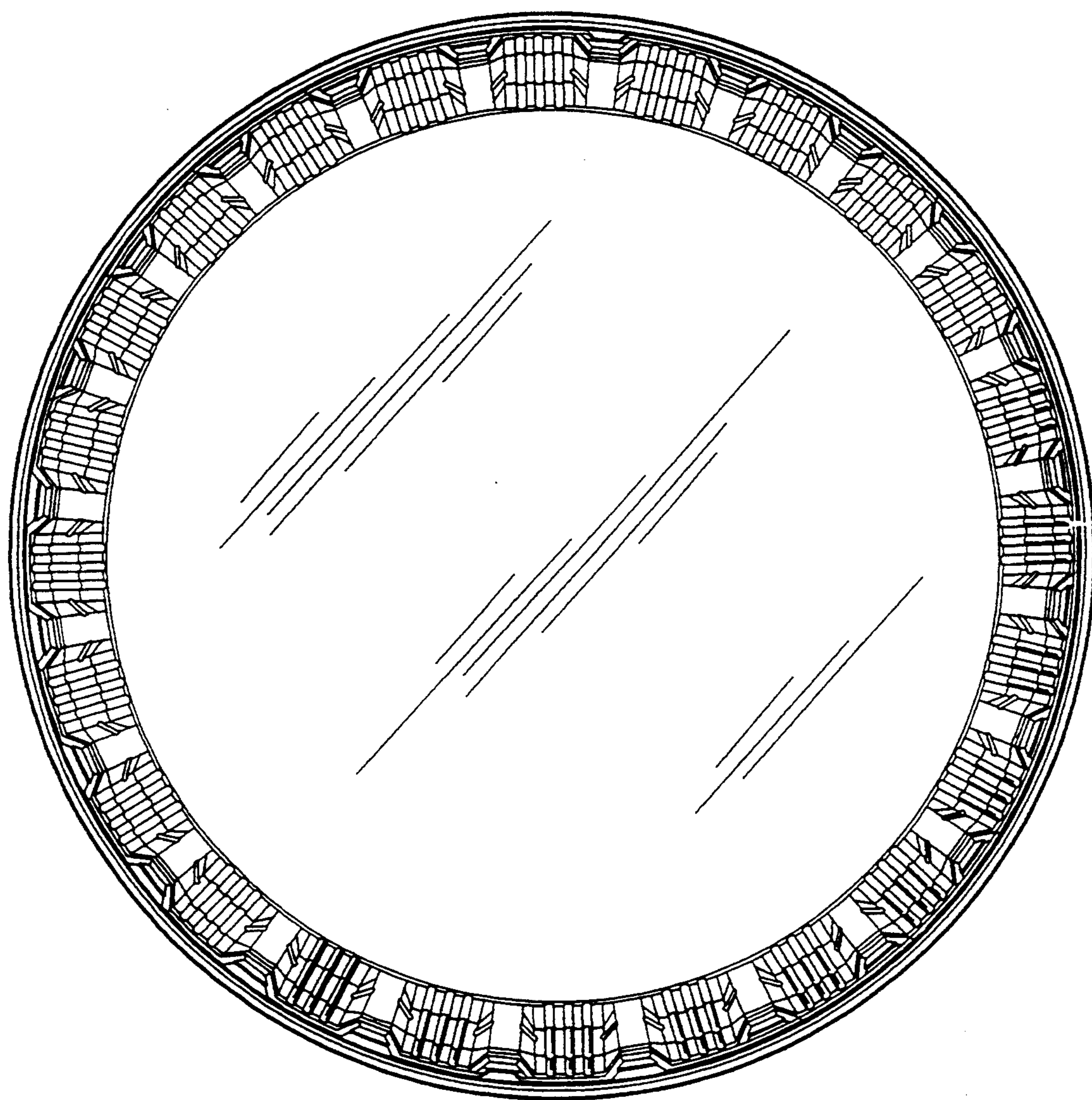


FIG. 4

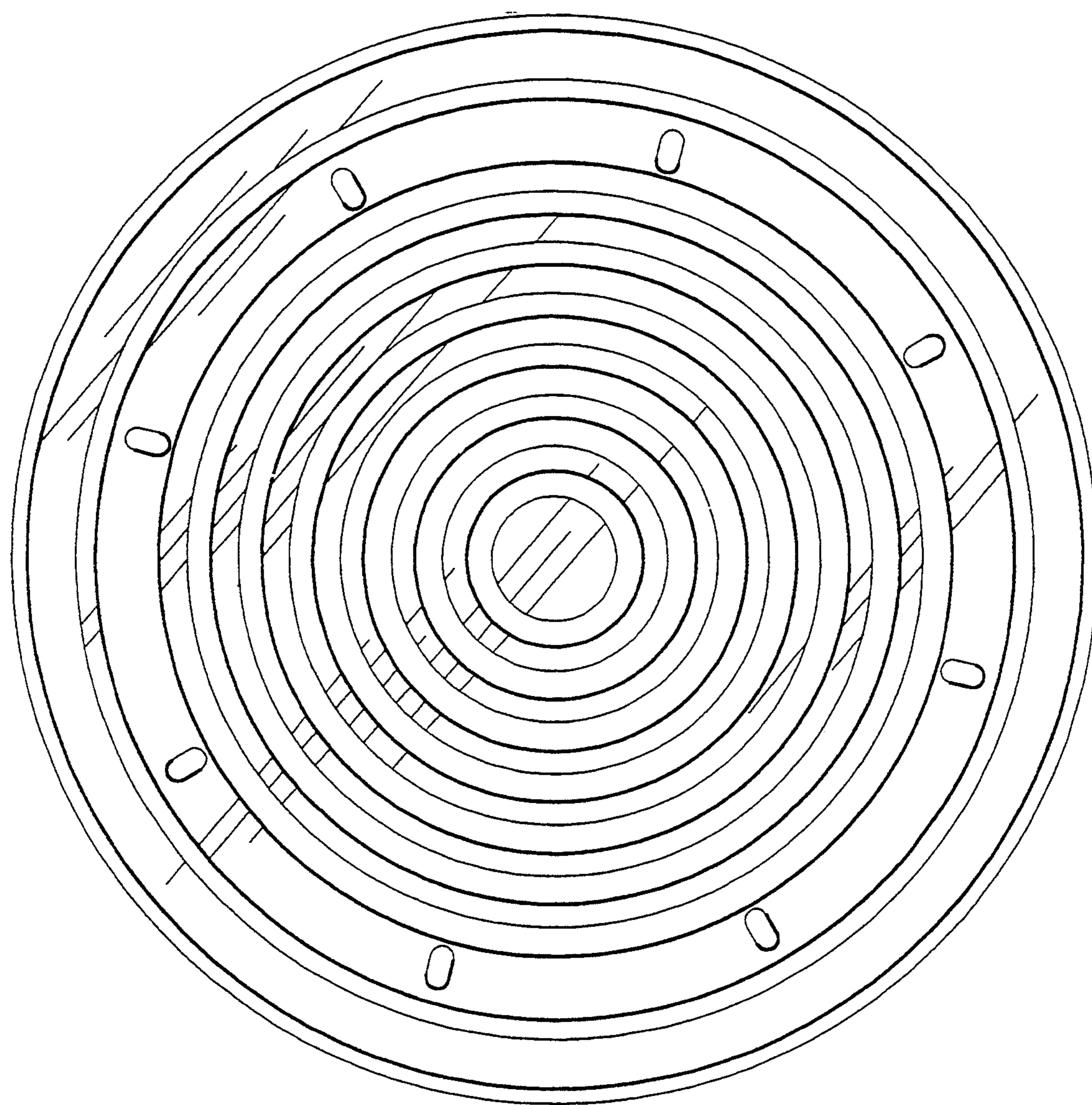


FIG. 5

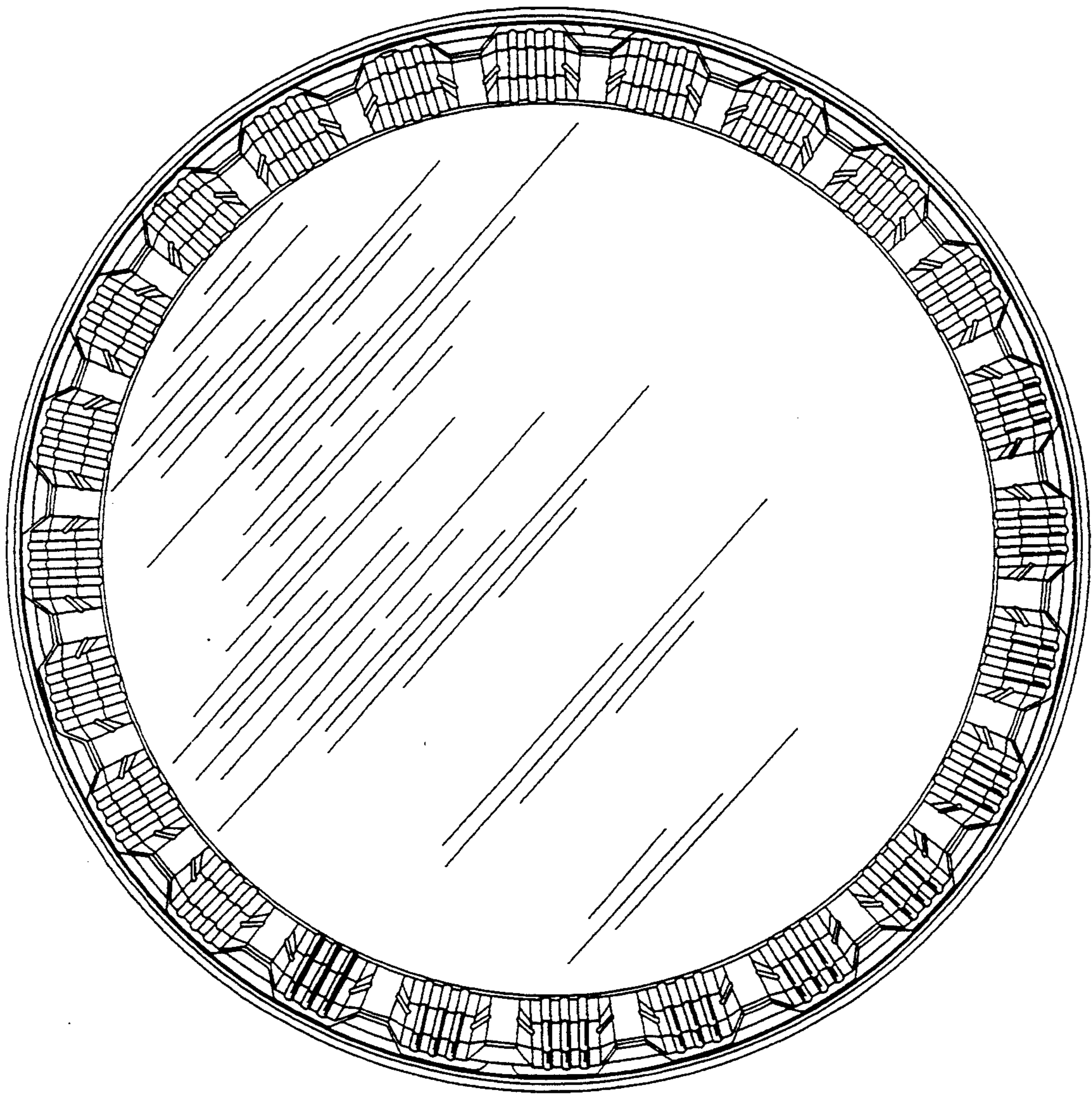


FIG. 6

