



US00D351960S

United States Patent [19]
Golub

[11] **Patent Number: Des. 351,960**
[45] **Date of Patent: ** Nov. 1, 1994**

[54] **HOLDER FOR MUSICAL SCORES AND THE LIKE**

[76] **Inventor: A. Richard Golub, 42 East 64 St., New York, N.Y. 10021**

[**] **Term: 14 Years**

[21] **Appl. No.: 16,553**

[22] **Filed: Dec. 20, 1993**

Related U.S. Application Data

[62] **Division of Ser. No. 835,269, Feb. 13, 1992, Pat. No. 345,662.**

[52] **U.S. Cl. D6/513**

[58] **Field of Search D6/512-514, D6/567; 211/10, 50, 51, 42, 44, 86, 87, 113; 40/642, 649, 661; D20/42, 43, 99; D19/75, 86, 90, 91**

[56] **References Cited**

U.S. PATENT DOCUMENTS

D. 296,569 7/1988 Vela D20/44 X
D. 303,403 9/1989 Barcom D20/42 X
2,927,699 3/1960 McGraw D20/42 X

Primary Examiner—Brian N. Vinson
Attorney, Agent, or Firm—Colucci & Umans

[57] **CLAIM**

The ornamental design for a holder for musical scores and the like, as shown and described.

DESCRIPTION

FIG. 1 is a front elevational view of a holder for musical scores and the like showing my new design therefore; FIG. 2 is a rear elevational view thereof; FIG. 3 is a top plan view thereof; FIG. 4 is a bottom plan view thereof; and, FIG. 5 is a side elevational view thereof, the opposite side being a mirror image of that shown.

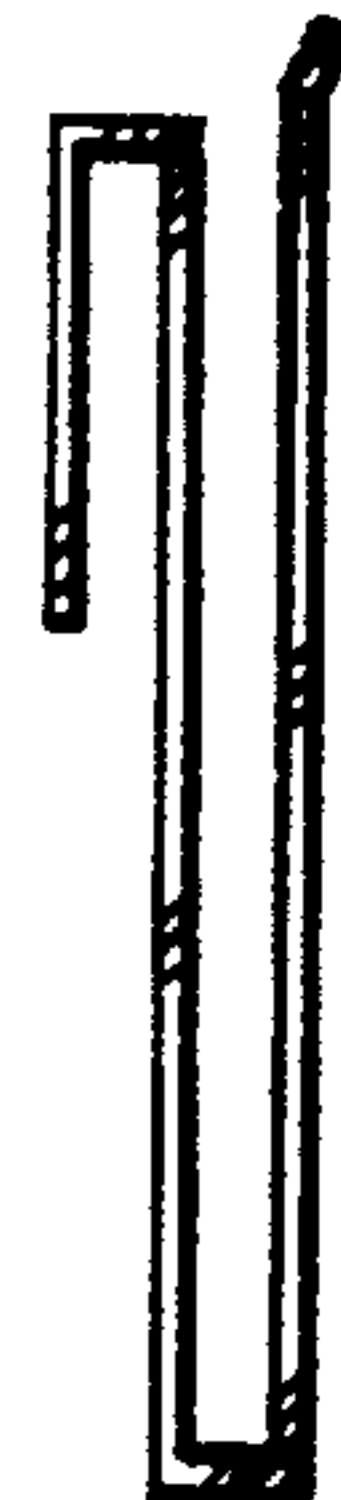
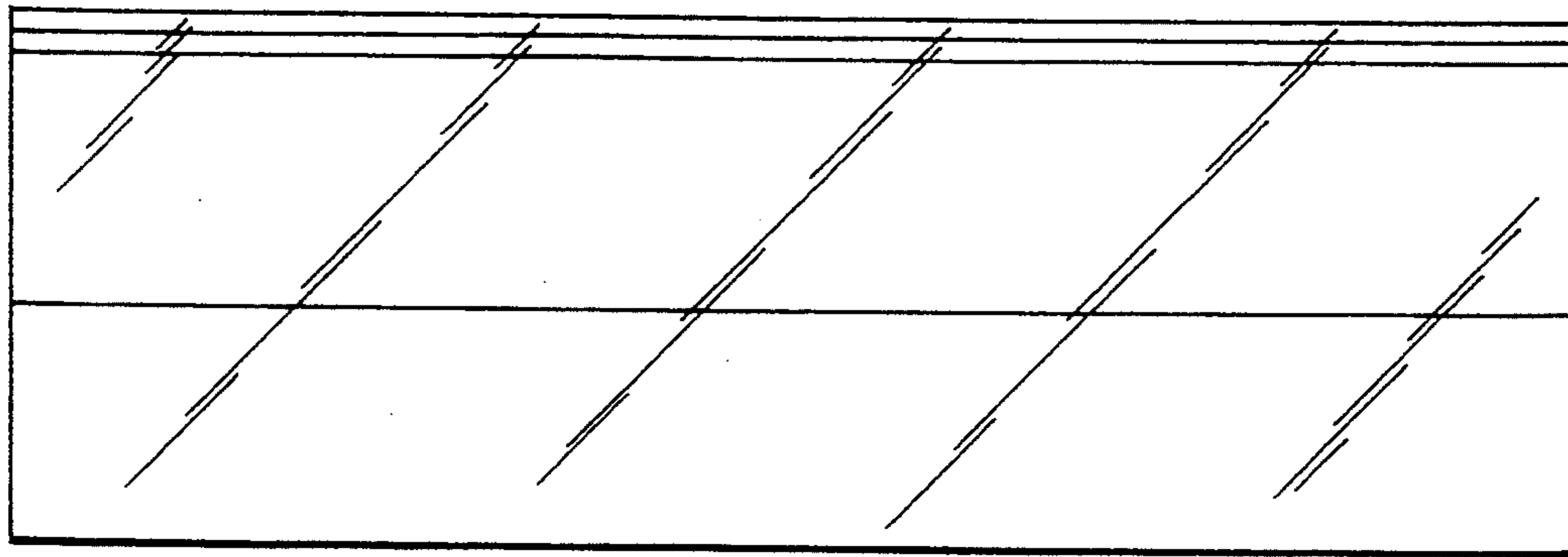


FIG. 1

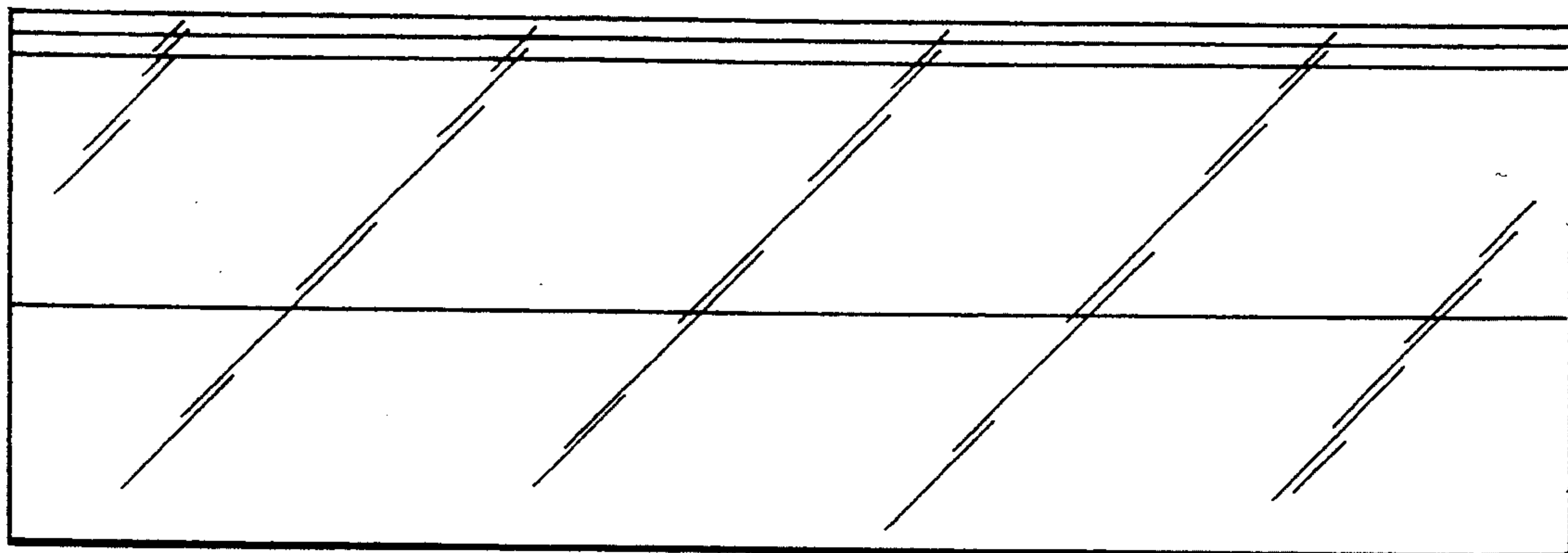


FIG. 2

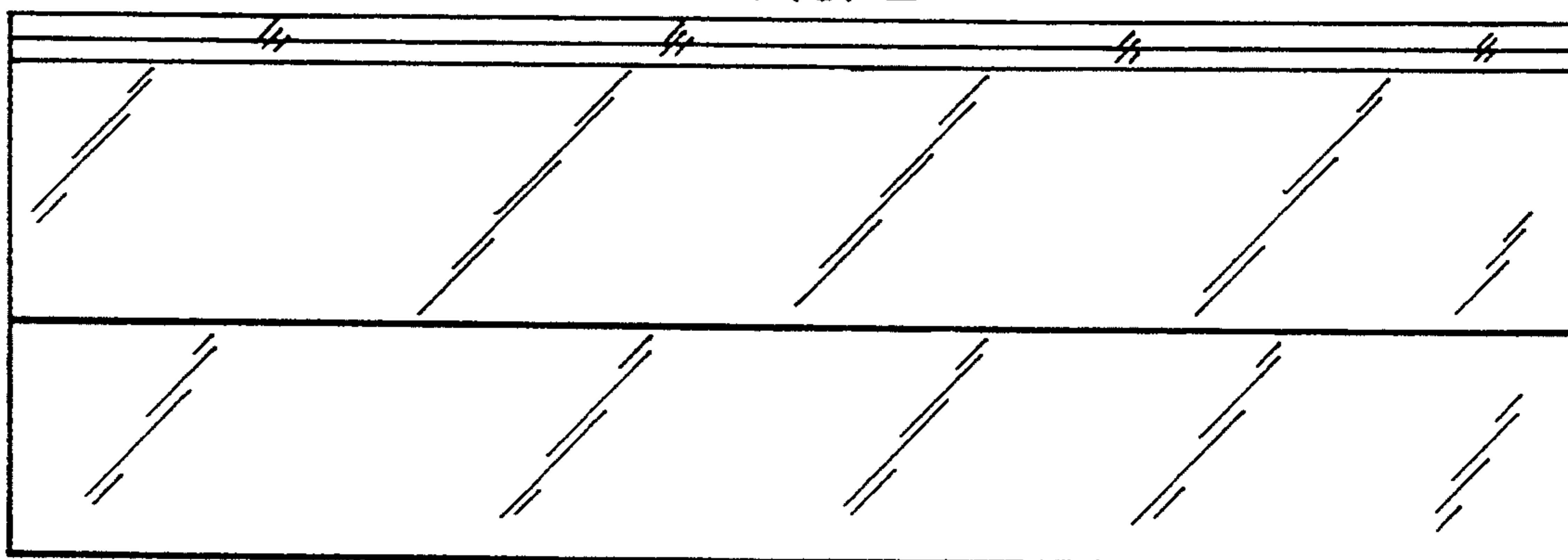


FIG. 3




FIG. 4

FIG. 5

