



US00D351959S

# United States Patent [19]

[11] Patent Number: **Des. 351,959**

**Klein**

[45] Date of Patent: **\*\* Nov. 1, 1994**

[54] **TABLE**

D. 228,007 7/1974 Fletcher ..... D6/498 X  
D. 338,579 8/1993 Gehriy ..... D6/487 X

[75] Inventor: **Richard Klein, Hollywood, Calif.**

[73] Assignee: **Cal-Style Furniture Mfg. Co.,  
Compton, Calif.**

[\*\*] Term: **14 Years**

[21] Appl. No.: **7,309**

[22] Filed: **Apr. 19, 1993**

[52] U.S. Cl. .... **D6/487; D6/451;  
D6/488**

[58] Field of Search ..... **D6/480-489,  
D6/495, 498, 499, 451; 108/153, 156, 161;  
248/188, 188.1, 188.7, 188.8**

[56] **References Cited**

### U.S. PATENT DOCUMENTS

D. 213,117 1/1969 Kyer Jakobsen ..... D6/498  
D. 213,321 2/1969 Kyer Jakobsen ..... D6/498  
D. 225,598 12/1972 Leaver ..... D6/480

### OTHER PUBLICATIONS

La Barge, p. 106A #4322 at top.  
La Barge, p. 105A, table at top left.  
Spiegel-Fall 1985, p. 370, Table #H.


*Primary Examiner*—Nelson C. Holtje  
*Assistant Examiner*—J. E. Seeger  
*Attorney, Agent, or Firm*—Edgar A. Zarins; Malcolm L. Sutherland

[57] **CLAIM**

The ornamental design for a table, as shown and described.

### DESCRIPTION

FIG. 1 is a perspective view of a table showing my new design;  
FIG. 2 is a side view thereof; and  
FIG. 3 is a top plan view thereof.






Fig-1




Fig-2




Fig-3