



US00D351934S

# United States Patent [19] Devoe

[11] Patent Number: **Des. 351,934**

[45] Date of Patent: **\*\* Nov. 1, 1994**

[54] **DISPOSABLE SCENT PAD**

[76] Inventor: **Gary D. Devoe**, P.O. Box 845,  
Charles Town, W. Va. 25414

[\*\*] Term: **14 Years**

[21] Appl. No.: **908,028**

[22] Filed: **Jul. 2, 1992**

[52] U.S. Cl. .... **D2/946; D2/976**

[58] Field of Search ..... **D2/896, 909, 915, 946,  
D2/976; 36/132, 136, 7.1 R; 43/1; 239/153;  
222/175**

[56] **References Cited**

**U.S. PATENT DOCUMENTS**

D. 103,602	3/1937	Spalsbury .....	D2/976
D. 342,598	12/1993	Harrington .....	D2/976 X
4,186,502	2/1980	Foster .....	43/1 X
4,302,899	12/1981	DeHart .....	43/1
4,766,682	8/1988	Malloy, III .....	36/136 X
5,136,726	8/1992	Kellin et al. ....	36/136 X

**FOREIGN PATENT DOCUMENTS**

113159 1/1926 Switzerland ..... 36/136

*Primary Examiner*—Louis S. Zarfaz  
*Attorney, Agent, or Firm*—Hugh E. Smith

[57] **CLAIM**

The ornamental design for a disposable scent pad, as shown and described.

**DESCRIPTION**

FIG. 1 is a front elevational view of the disposable scent pad showing my new design;  
FIG. 2 is a rear elevational view thereof;  
FIG. 3 is a left side elevational view thereof;  
FIG. 4 is a right side elevational view thereof;  
FIG. 5 is a top plan view thereof;  
FIG. 6 is a bottom plan view thereof; and,  
FIG. 7 is an isometric view showing a use thereof, the broken line showing of a boot for illustrative purposes only and forms no part of the claimed design.

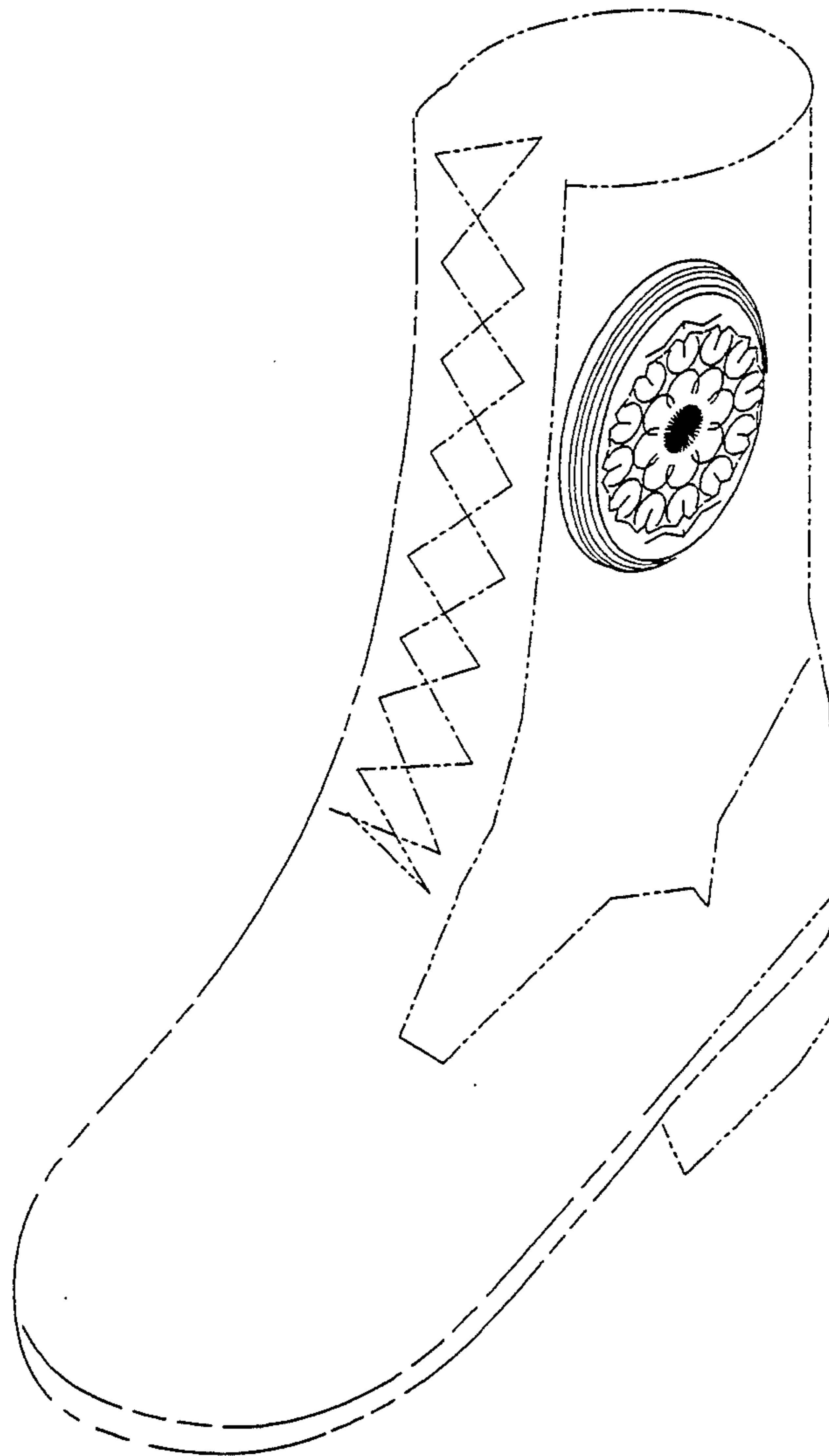


FIG. 1





FIG. 2




FIG. 3


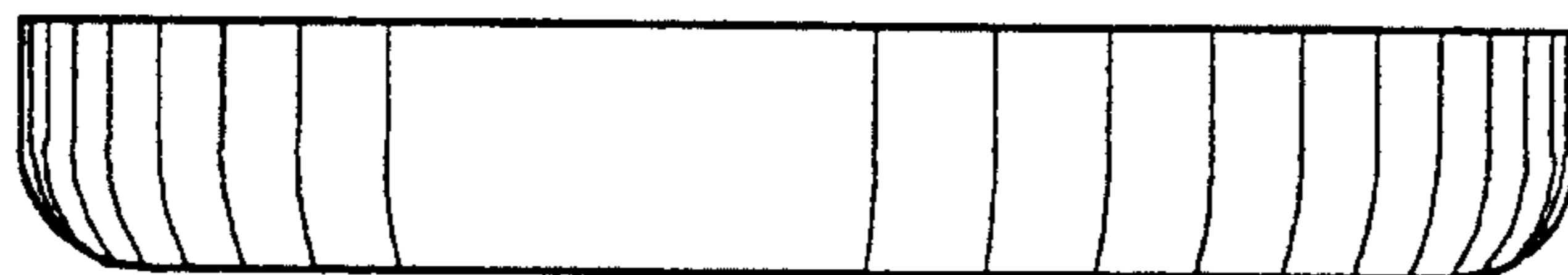
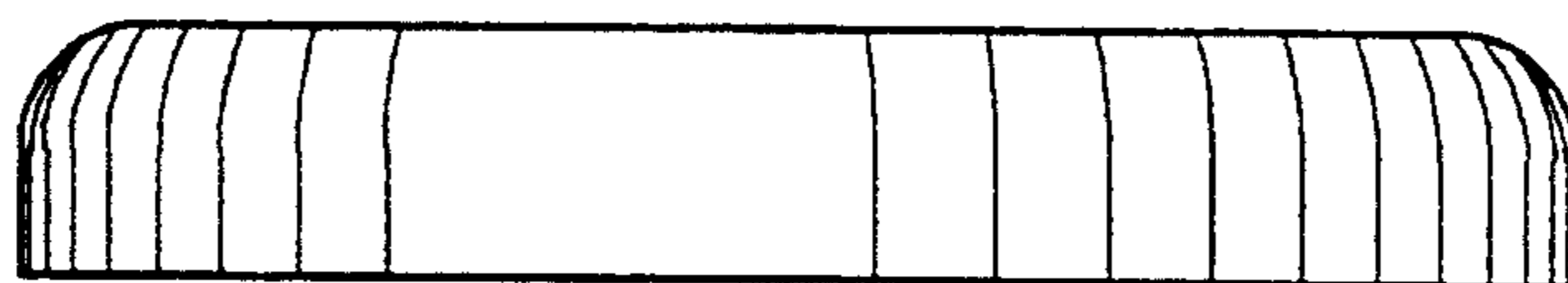


FIG. 4

*FIG. 5*



*FIG. 6*



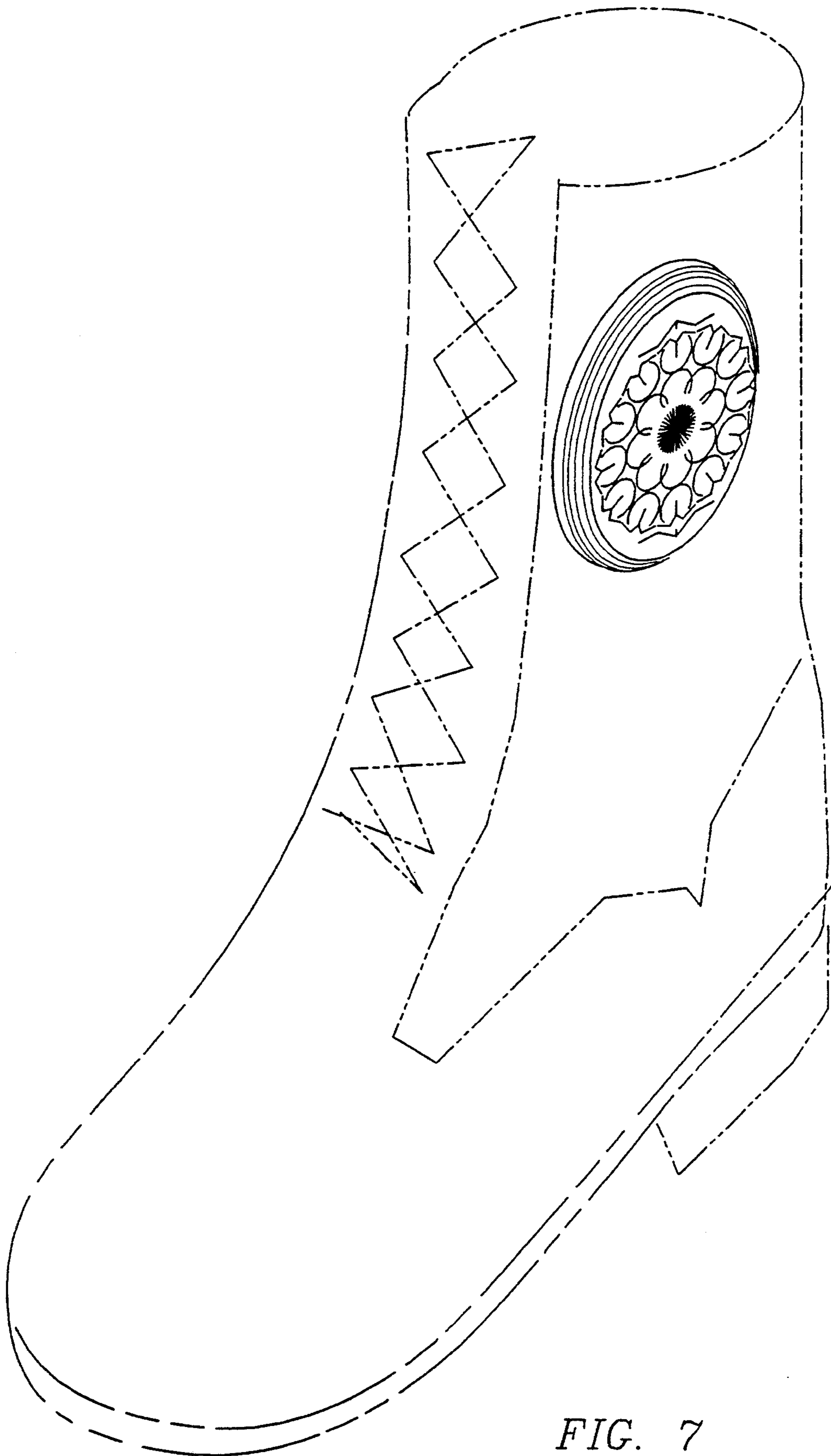


FIG. 7