



US00D351931S

United States Patent [19]

[11] Patent Number: **Des. 351,931**

Russo

[45] Date of Patent: **** Nov. 1, 1994**

[54] **INSTANT FLOW THROUGH COFFEE BAG**

4,055,668	10/1977	Kopp	426/834
4,153,153	5/1979	Herzog	426/834
4,878,868	11/1989	Shaw	426/104 X
4,880,110	11/1989	Walker	426/83 X

[76] Inventor: **Angelina Russo**, 8 Jacaranda La.,
Port St. Lucie, Fla. 34952-8508

[**] Term: **14 Years**

FOREIGN PATENT DOCUMENTS

[21] Appl. No.: **2,892**

2204139 8/1973 Germany 426/83

[22] Filed: **Dec. 22, 1992**

Primary Examiner—Wallace R. Burke

[52] U.S. Cl. **D1/199**; 426/77

Assistant Examiner—Pamela Burgess

[58] Field of Search D1/120, 199, 130;
426/77-84, 130, 120, 143

Attorney, Agent, or Firm—Terry M. Gernstein

[57] CLAIM

[56] References Cited

The ornamental design for a instant flow through coffee bag, as shown and described.

U.S. PATENT DOCUMENTS

DESCRIPTION

D. 118,424	1/1940	Irmscher	D1/199
1,947,523	2/1934	Hirschhorn	426/83
2,087,771	7/1937	Keller	426/83
2,149,713	3/1939	Webber	426/83
2,199,406	5/1940	Jablon	426/83
2,298,420	10/1942	Salfisberg	426/83
2,889,035	6/1959	Shaw	426/83
3,175,911	3/1965	Rambold	426/83
3,396,032	8/1968	McCrae et al.	426/83
3,692,536	9/1972	Fant	426/834

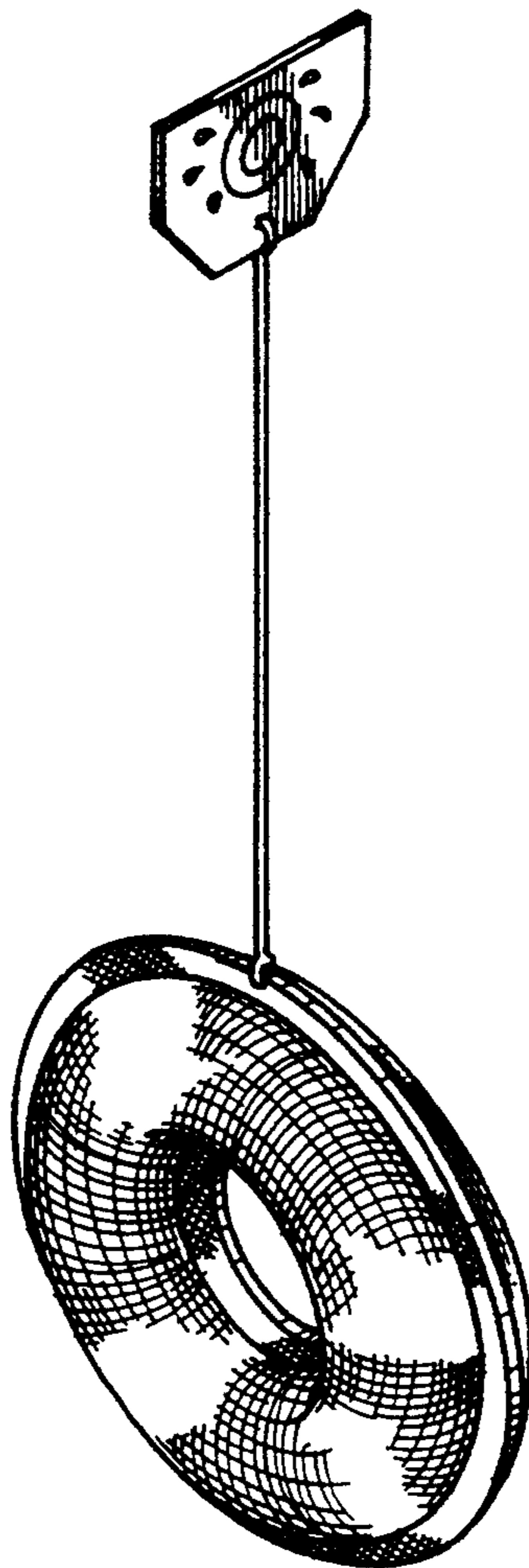
FIG. 1 is a front, top and side perspective view of the instant flow through coffee bag showing my new design;

FIG. 2 is a front elevational view thereof, the rear being a mirror image of the front shown in FIG. 2;

FIG. 3 is a side elevational view thereof, the side opposite being a mirror image of the side shown in FIG. 3;

FIG. 4 is a top plan view thereof; and,

FIG. 5 is a bottom plan view thereof.



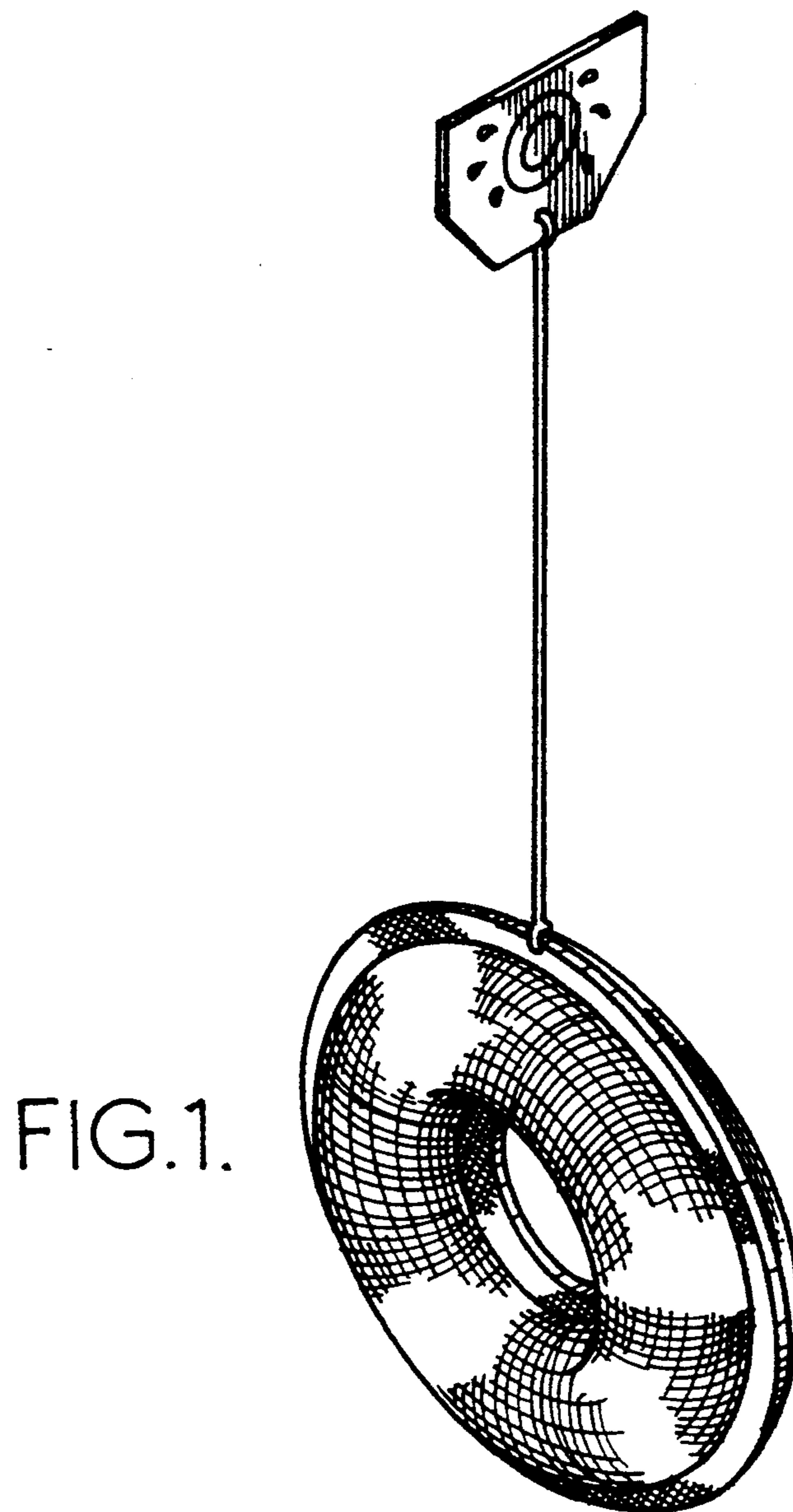


FIG.1.

FIG. 2.

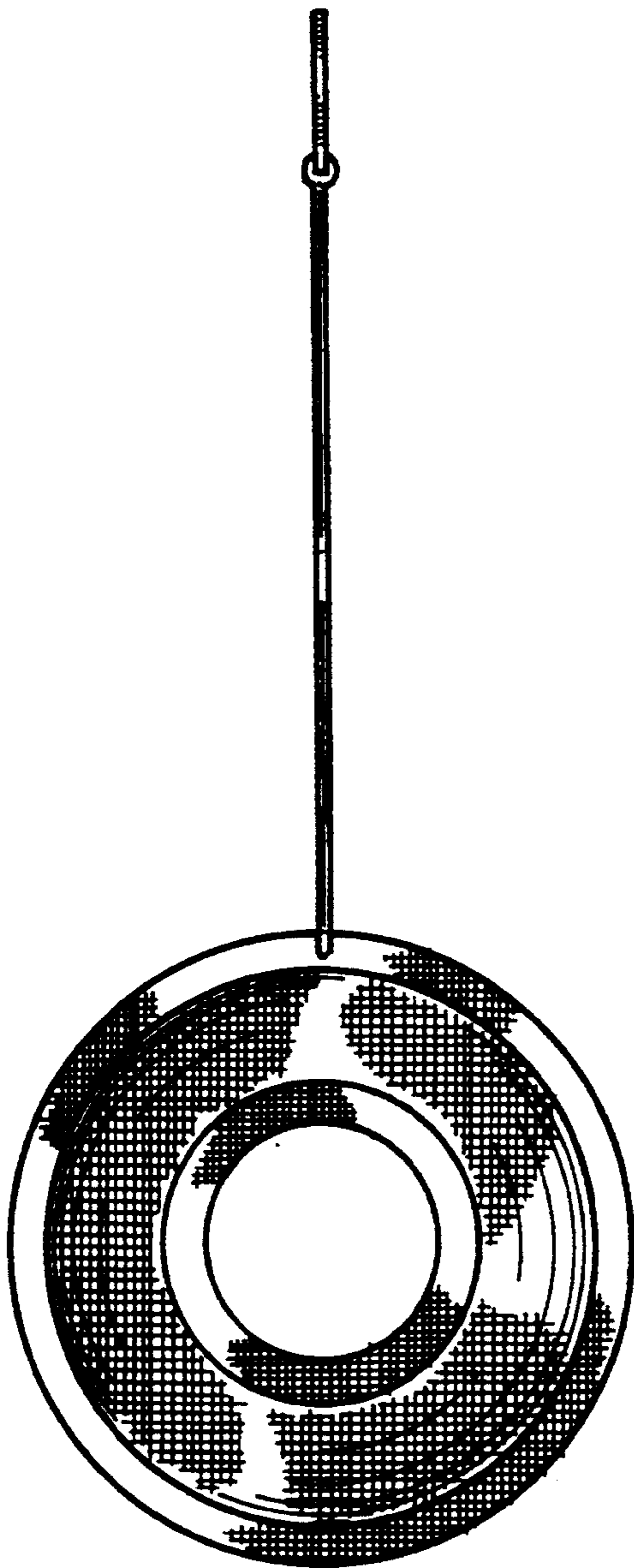


FIG. 3.

