



US00D351889S

# United States Patent [19]

[11] Patent Number: **Des. 351,889**

**Buchanan**

[45] Date of Patent: **\*\* Oct. 25, 1994**

[54] **BUOYANT RECEPTACLE FOR OBJECT RETENTION FOR SWIMMERS**

4,798,551 1/1989 Dumonceaux et al. .... 441/130  
5,251,113 10/1993 Wagoner et al. .... 441/35

[76] Inventor: **Dona Buchanan**, 6250 - 160th La., Ramsey, Minn. 55303

*Primary Examiner*—Kay H. Chin  
*Attorney, Agent, or Firm*—Haugen and Nikolai

[\*\*] Term: **14 Years**

[57] **CLAIM**

[21] Appl. No.: **14,239**

The ornamental design for the buoyant receptacle for object retention for swimmers, as shown and described.

[22] Filed: **Oct. 18, 1993**

**DESCRIPTION**

[52] U.S. Cl. .... **D21/237; D3/304**

[58] Field of Search ..... **D3/304; 441/130, 35, 441/13, 129; D21/237, 236**

FIG. 1 is a front and top perspective view of a buoyant receptacle for object retention for swimmers showing my new design;

[56] **References Cited**

**U.S. PATENT DOCUMENTS**

- D. 275,918 10/1984 Taylor ..... D3/304
- D. 294,571 3/1988 Sabin et al. .... D21/236
- D. 309,937 8/1990 Baxter ..... D21/237

FIG. 2 is a side elevational view;

FIG. 3 is a front elevational view;

FIG. 4 is a top elevational view;

FIG. 5 is a rear elevational view of the design; and,

FIG. 6 is a bottom elevational view of the design.




Fig.-1




Fig.-2

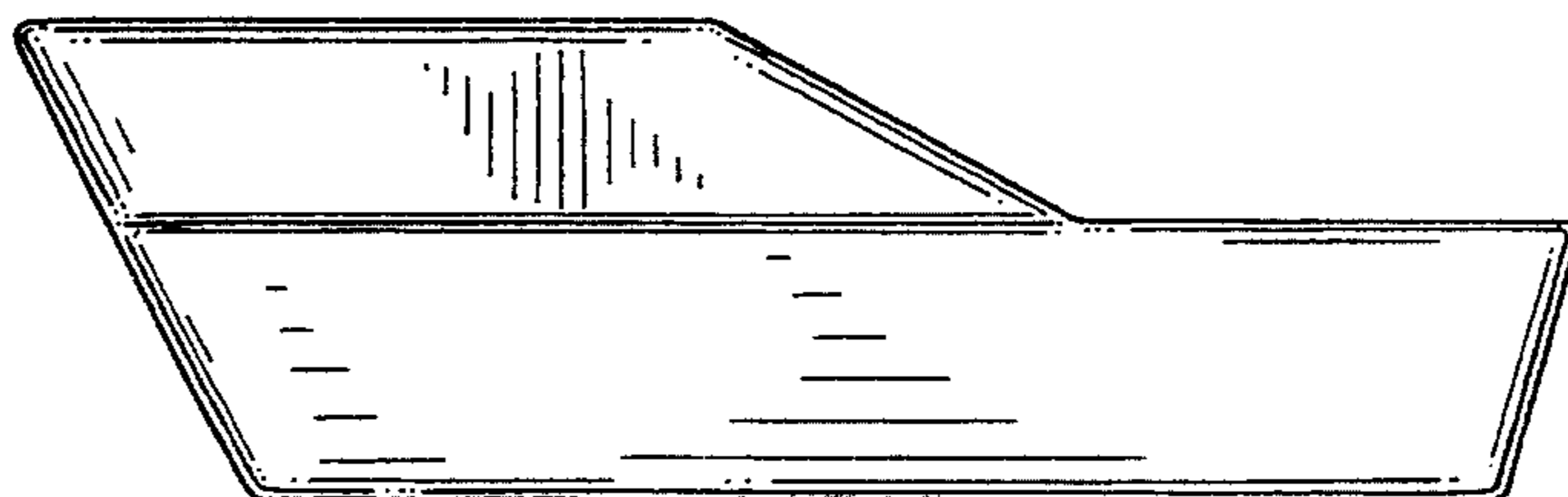


Fig.-3




Fig.-4

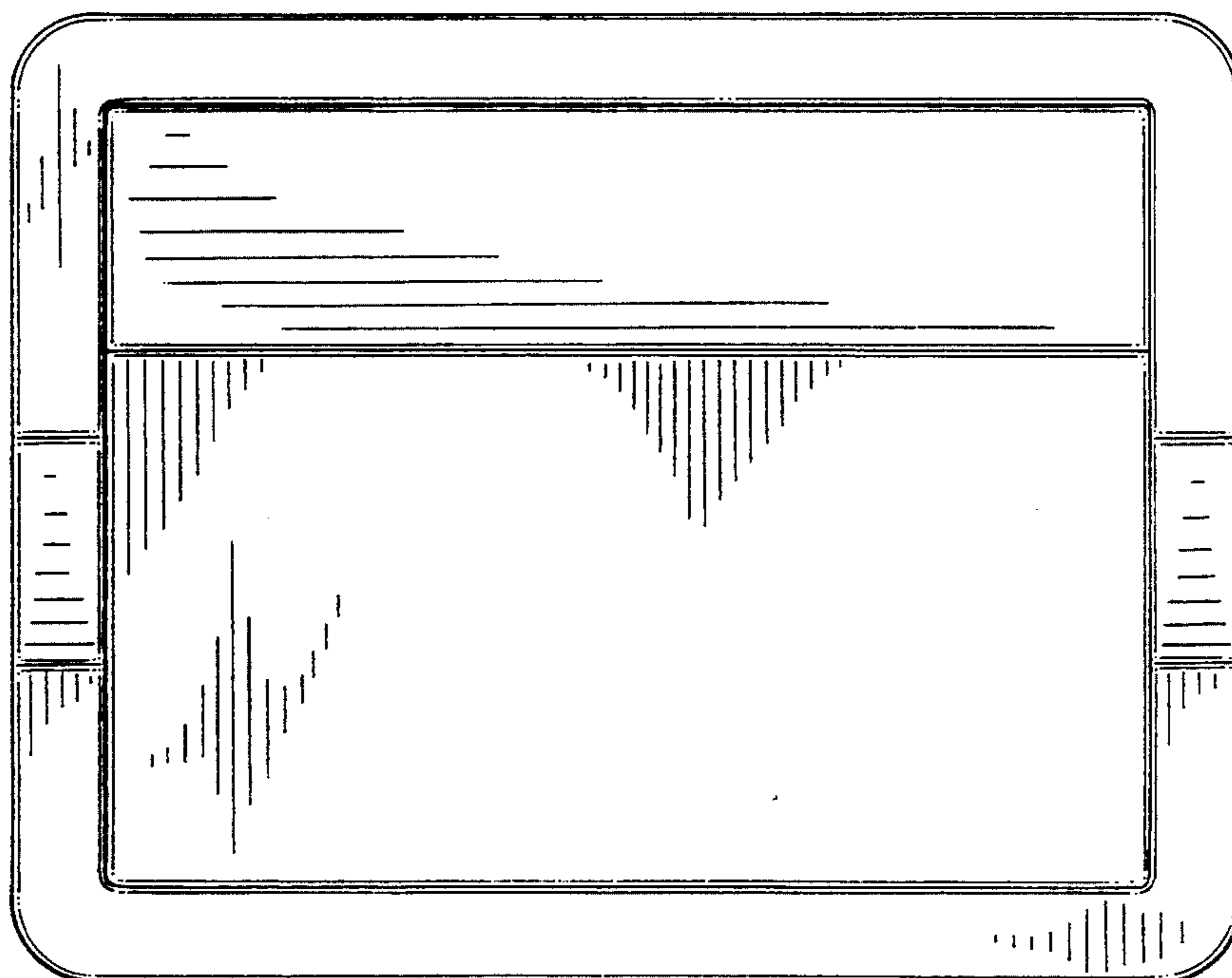


Fig.-5




Fig.-6

