



US00D351864S

# United States Patent [19]

[11] Patent Number: **Des. 351,864**

**Brettschneider**

[45] Date of Patent: **\*\* Oct. 25, 1994**

- [54] **ELECTRONIC GAME HOUSING**
- [75] Inventor: **Dirk I. Brettschneider**, Lübbecke,  
Fed. Rep. of Germany
- [73] Assignee: **adp Gauselman GmbH**, Lübbecke,  
Fed. Rep. of Germany
- [\*\*] Term: **14 Years**
- [21] Appl. No.: **902,676**
- [22] Filed: **Jun. 22, 1992**
- [30] **Foreign Application Priority Data**  
Mar. 11, 1992 [DE] Fed. Rep. of  
Germany ..... M9201938.2
- [52] U.S. Cl. .... **D21/13**
- [58] Field of Search ..... 273/148 B, 433, 434,  
273/435, 436, 437, DIG. 28; D21/13

- D. 248,885 8/1978 Pogue ..... D21/13
- D. 250,667 12/1978 Sauter ..... D21/13
- D. 253,001 9/1979 Huang ..... D21/13
- D. 333,164 2/1993 Kraft et al. .... D21/13
- 4,440,457 4/1984 Fogelman et al. .... 273/434 X

*Primary Examiner*—Bernard Ansher  
*Assistant Examiner*—Cheri Cohen  
*Attorney, Agent, or Firm*—Horst M. Kasper

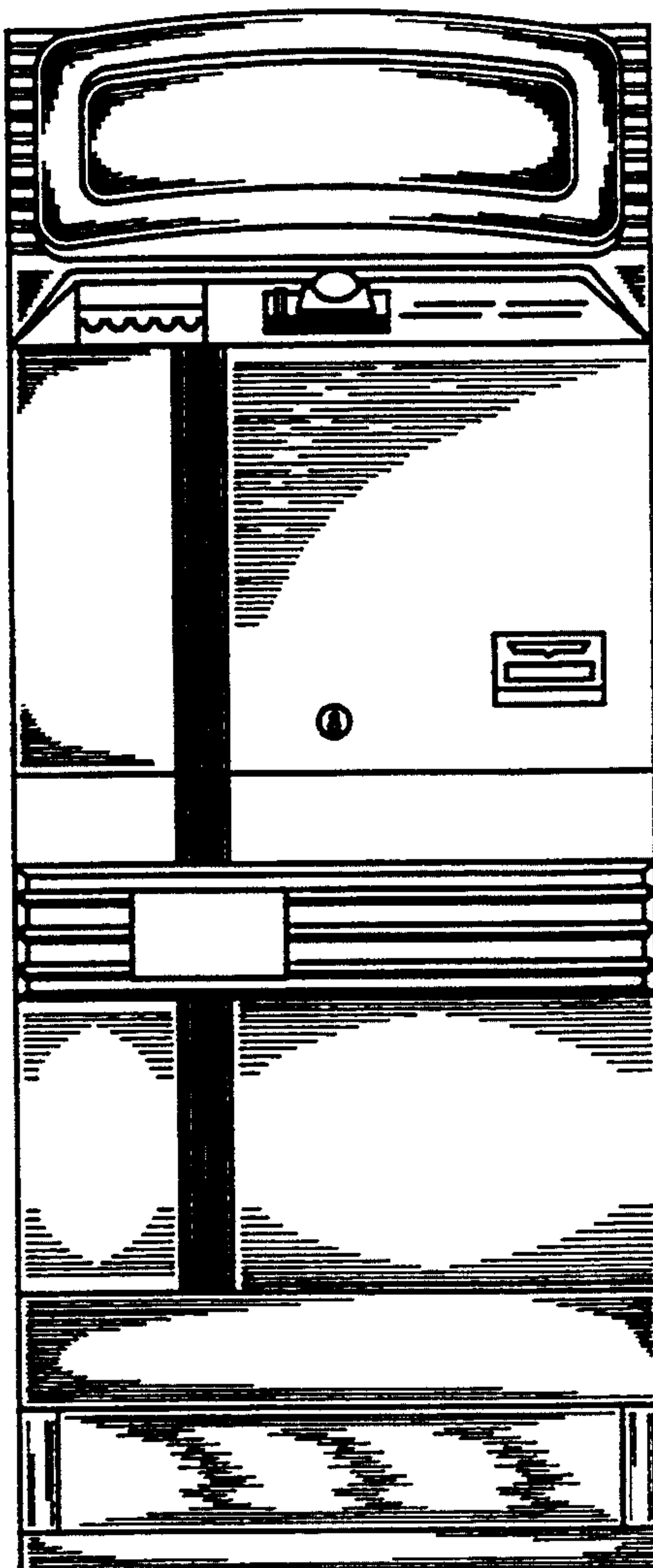
### [57] CLAIM

The ornamental design for a electronic game housing,  
as shown and described.

### DESCRIPTION

FIG. 1 illustrates a front elevational view of the electric game housing;  
FIG. 2 illustrates a side elevational view of the electronic game housing;  
FIG. 3 illustrates a rear elevational view of the electronic game housing; and,  
FIG. 4 illustrates a top plan view of the electronic game housing.

- [56] **References Cited**  
U.S. PATENT DOCUMENTS  
D. 246,918 1/1978 Sauter ..... D21/13



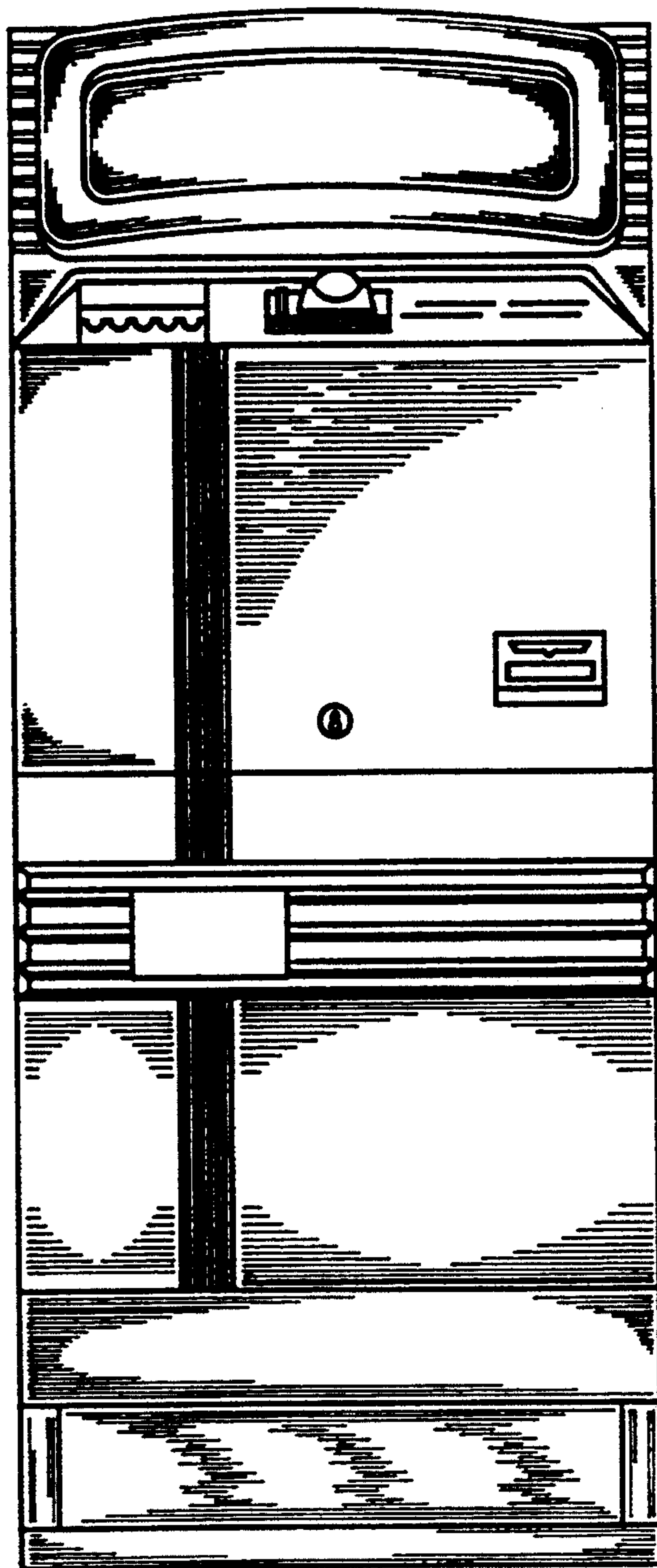


Fig. 1




Fig. 2




Fig. 3

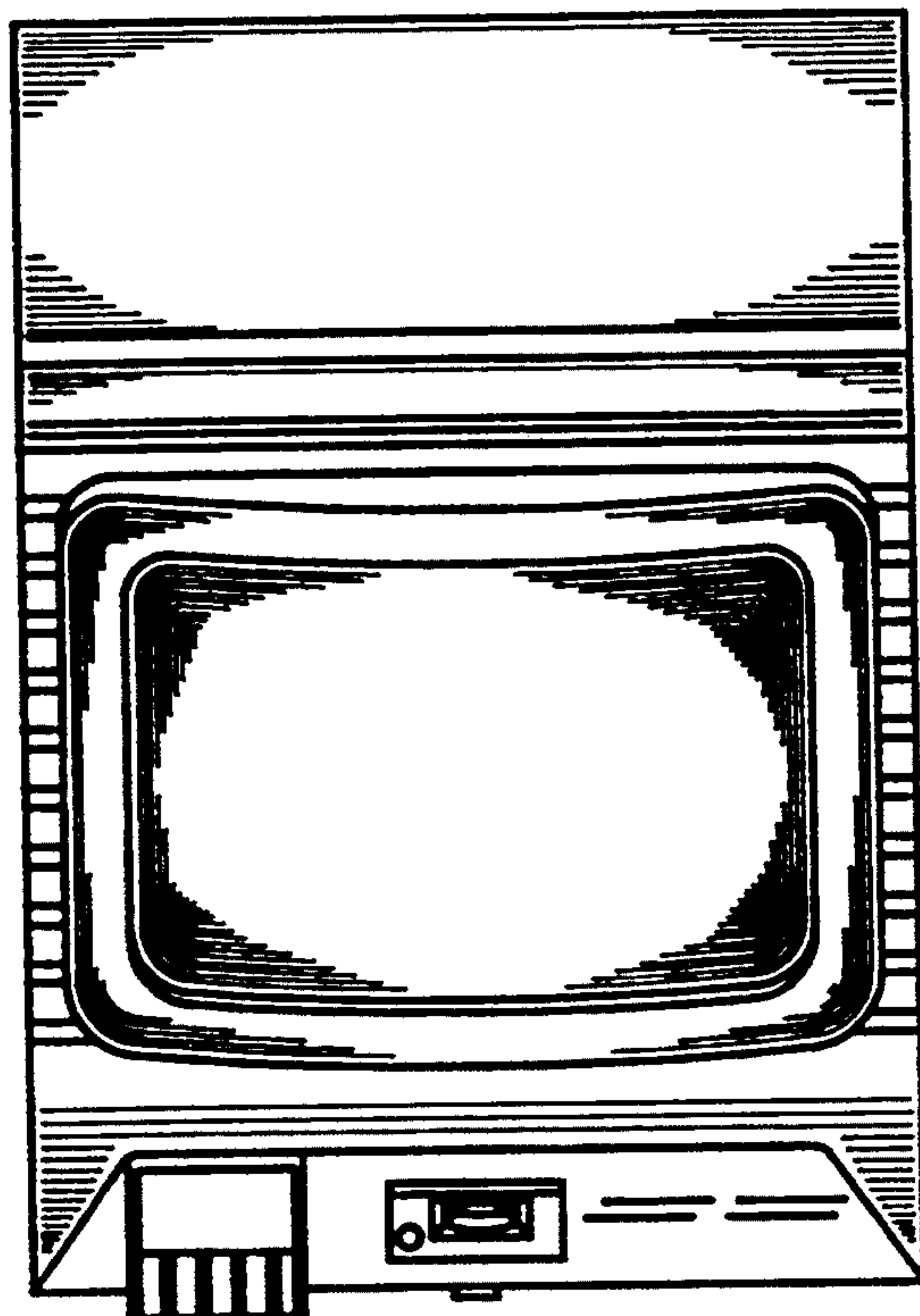


Fig. 4