



US00D351857S

# United States Patent [19]

Tam

[11] Patent Number: **Des. 351,857**

[45] Date of Patent: **\*\* Oct. 25, 1994**

[54] **COMBINED WRITING INSTRUMENT HOLDER AND FLASHLIGHT**

[76] Inventor: **Sai Y. Tam**, Room 1606, Hollywood Plaza, 610 Nathan Road, Kowloon, Hong Kong

[\*\*] Term: **14 Years**

[21] Appl. No.: **3,032**

[22] Filed: **Dec. 28, 1992**

[52] U.S. Cl. .... **D19/36; D19/54; D19/84; D26/38**

[58] Field of Search ..... **211/69.1-69.9; 362/109, 118; D19/35, 36, 54, 55, 81-85, 65, 99, 100; D26/38, 39, 44**

[56] **References Cited**

**U.S. PATENT DOCUMENTS**

- 169,846 11/1975 Rising .
- D. 185,331 5/1959 Tannenbaum ..... D19/44 X
- D. 208,842 10/1967 Burkhardt ..... D26/38 X
- D. 215,984 11/1969 Fattori ..... D26/38 X
- D. 241,972 10/1976 Nau ..... D26/44
- D. 299,659 1/1989 Lantz ..... D19/36
- D. 315,923 4/1991 Frischer ..... D19/55
- D. 333,151 2/1993 Hochfeld ..... D19/36
- D. 338,239 8/1993 Hochfeld ..... D19/84 X
- 357,351 2/1987 Welliver .
- 1,321,026 11/1919 Freed ..... D26/38 X
- 1,370,452 3/1921 Kane .
- 1,516,848 11/1924 Edwards et al. .
- 1,566,195 12/1925 Gandrau .
- 1,620,930 3/1927 Webb .

- 1,972,879 9/1934 Flintermann ..... D26/38 X
- 4,176,773 12/1979 Wilkinson .
- 4,674,298 6/1987 Wimmershoff-Caplan .
- 5,027,477 7/1991 Seron .

**FOREIGN PATENT DOCUMENTS**

2024790 1/1993 United Kingdom .

**OTHER PUBLICATIONS**

Ser. No. 07/958,957, Oct. 9, 1992, Tam.

*Primary Examiner*—Martie Thompson  
*Attorney, Agent, or Firm*—Wallenstein, Wagner & Hattis, Ltd.

[57] **CLAIM**

The ornamental design for a combined writing instrument holder and flashlight, as shown and described.

**DESCRIPTION**

FIG. 1 is a bottom plan view of a combined writing instrument holder and flashlight showing my new design;

FIG. 2 is a side elevational view;

FIG. 3 is an end elevational view;

FIG. 4 is a side elevational view of the side opposite that shown in FIG. 2;

FIG. 5 is a top plan view;

FIG. 6 is an end elevational view of the end not shown in FIG. 3;

FIG. 7 is a top perspective view; and,

FIG. 8 is a top perspective view thereof with the flashlight rotated to an operable position.

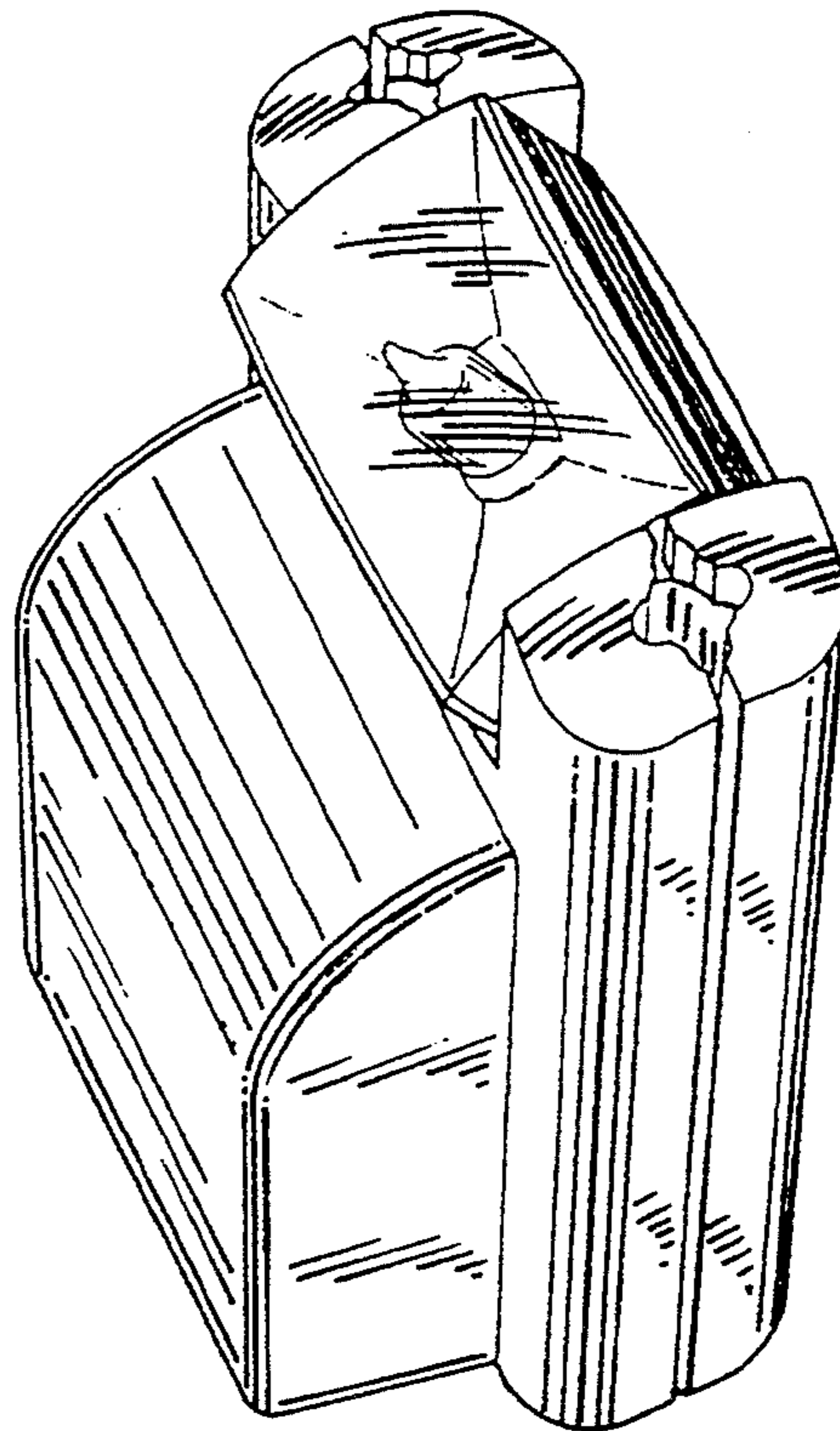



FIG 1




FIG 2


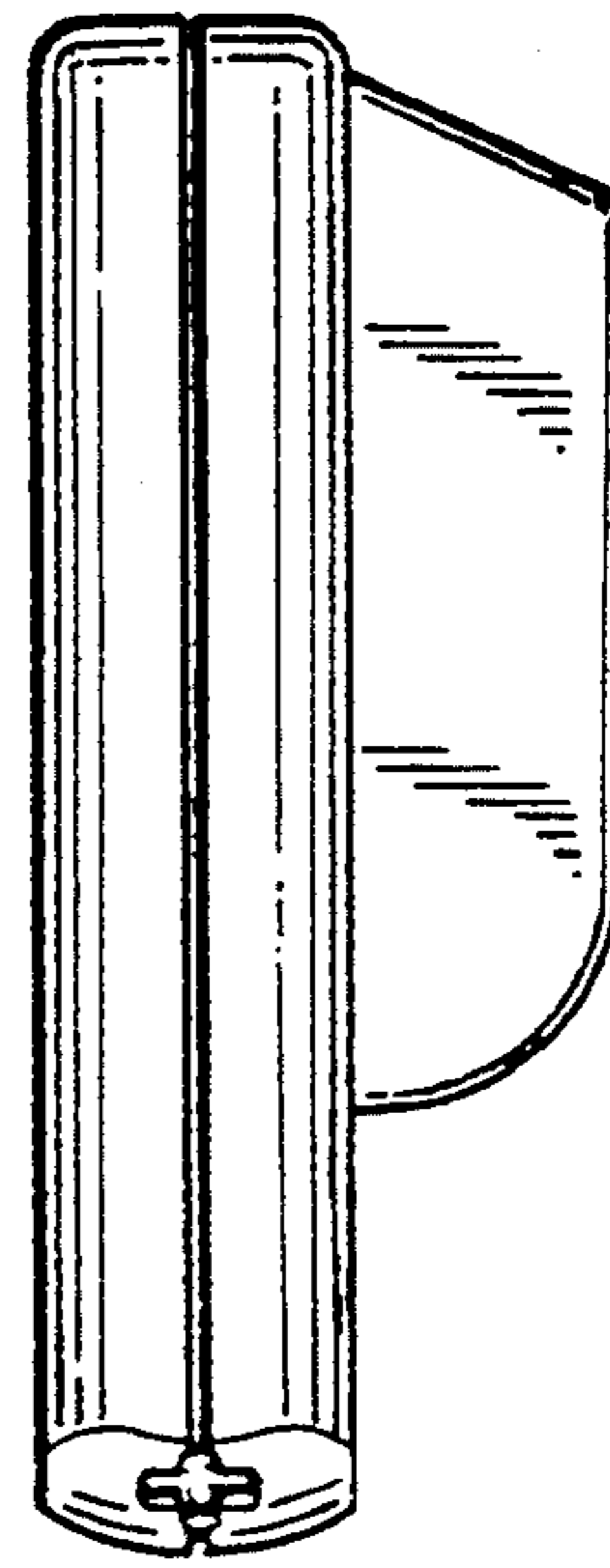


FIG 3

FIG 4

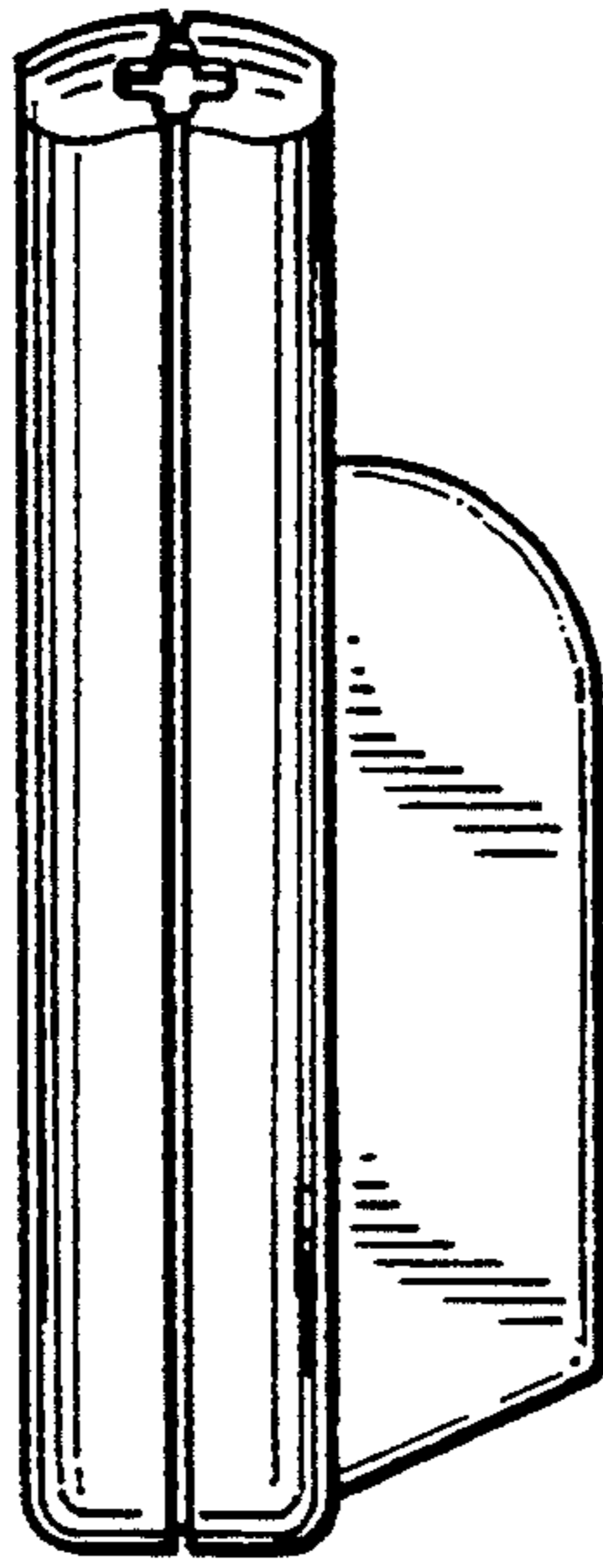


FIG 5

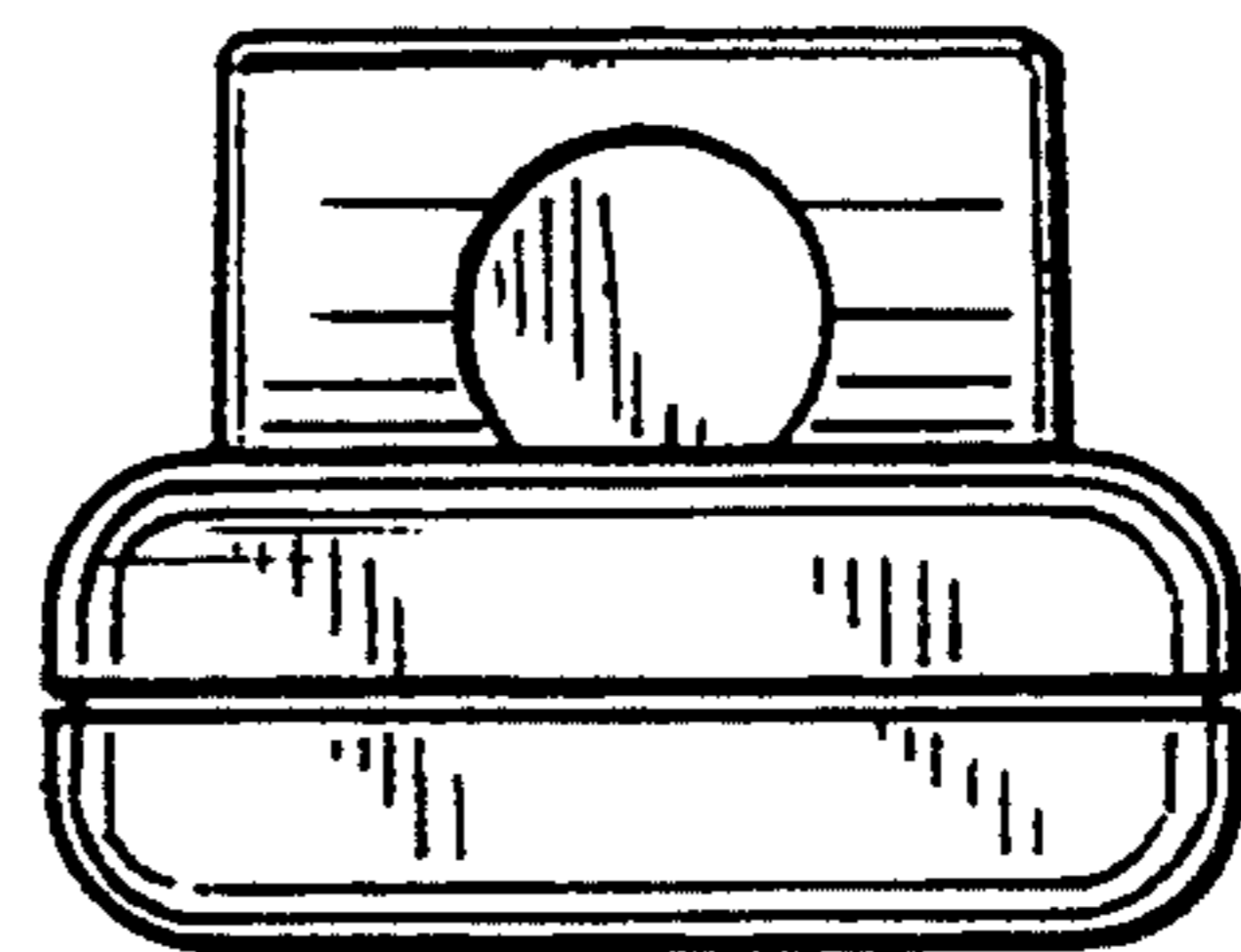



FIG 6






FIG 7

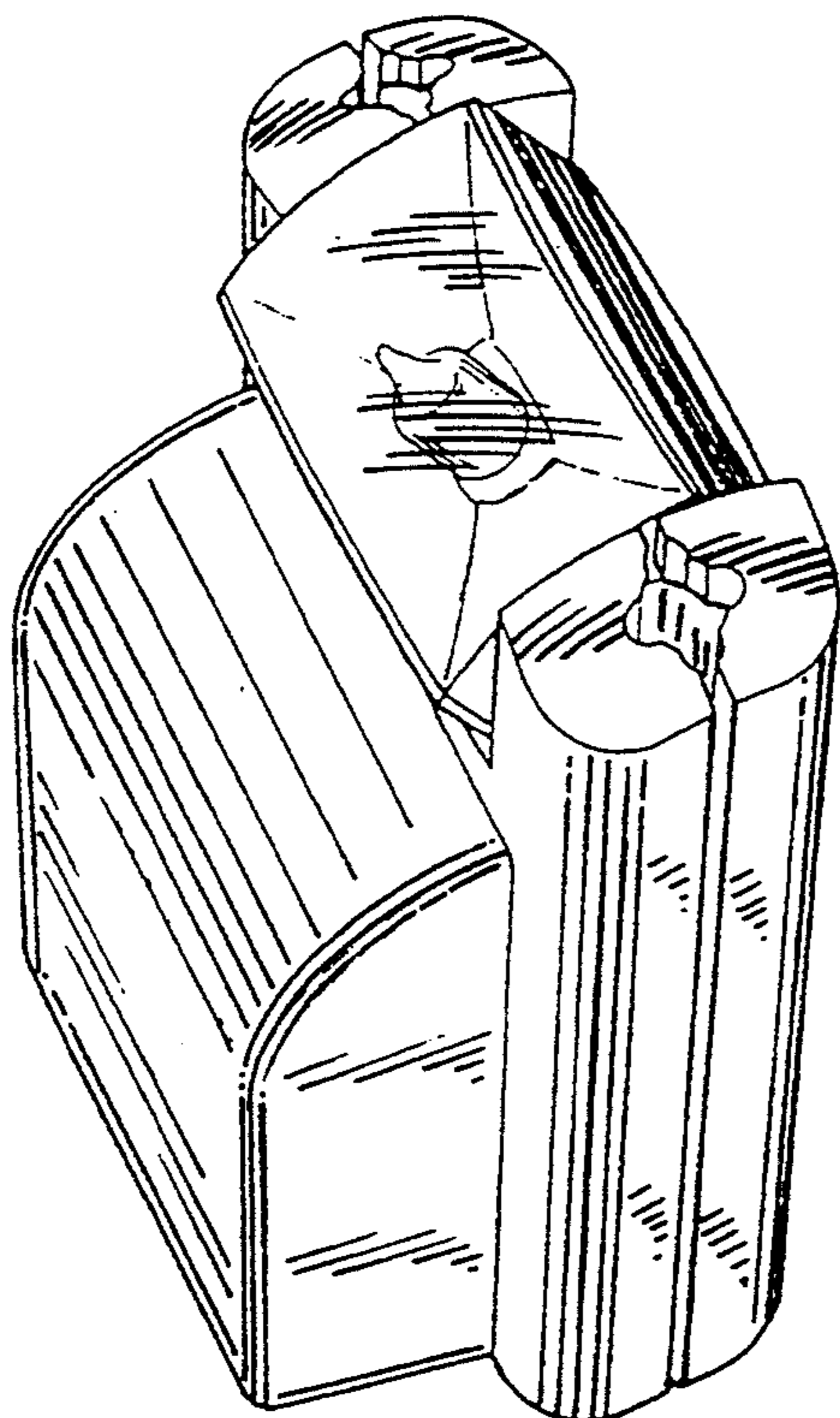


FIG 8