



US00D351841S

United States Patent [19]

[11] Patent Number: **Des. 351,841**

Blankenship et al.

[45] Date of Patent: **** Oct. 25, 1994**

[54] **HANDHELD PORTABLE MODEM**

[75] Inventors: **Lowell E. Blankenship**, Athens;
Jimmy M. Page, Woodville; **Gerald H. Click**, Huntsville, all of Ala.

[73] Assignee: **Universal Data Systems, Inc.**,
Huntsville, Ala.

[**] Term: **14 Years**

[21] Appl. No.: **13,958**

[22] Filed: **Oct. 7, 1993**

[52] U.S. Cl. **D14/742; D14/107**

[58] Field of Search **361/641, 658, 673, 679,**
361/724, 728, 730, 825; 174/50, 52.1; D14/100,
101, 107, 114, 140, 240, 142, 149, 242; D13/162,
164, 184

[56] **References Cited**

U.S. PATENT DOCUMENTS

- D. 275,752 10/1984 Mahan D14/240
- D. 288,317 2/1987 Yuen D14/137

- D. 304,934 12/1989 Koshino D14/107
- D. 309,298 7/1990 Pushelberg D14/107
- D. 331,394 12/1992 Kobayashi et al. D14/107
- D. 333,651 3/1993 Itou et al. D13/108
- D. 346,172 4/1994 Fields et al. D14/114
- D. 346,805 5/1994 Kim D14/240


Primary Examiner—Alan P. Douglas
Assistant Examiner—Jeffrey Asch
Attorney, Agent, or Firm—Wayne J. Egan

[57] **CLAIM**

The ornamental design for a handheld portable modem, as shown and described.

DESCRIPTION

FIG. 1 is a top, right and front perspective view of a handheld portable modem showing our new design; FIG. 2 is a rear elevational view; FIG. 3 is a left side elevational view; and, FIG. 4 is a bottom plan view. The broken line matter shown in FIGS. 1, 3 and 4 is for illustrative purposes only and forms no part of the claimed design.






FIG. 1

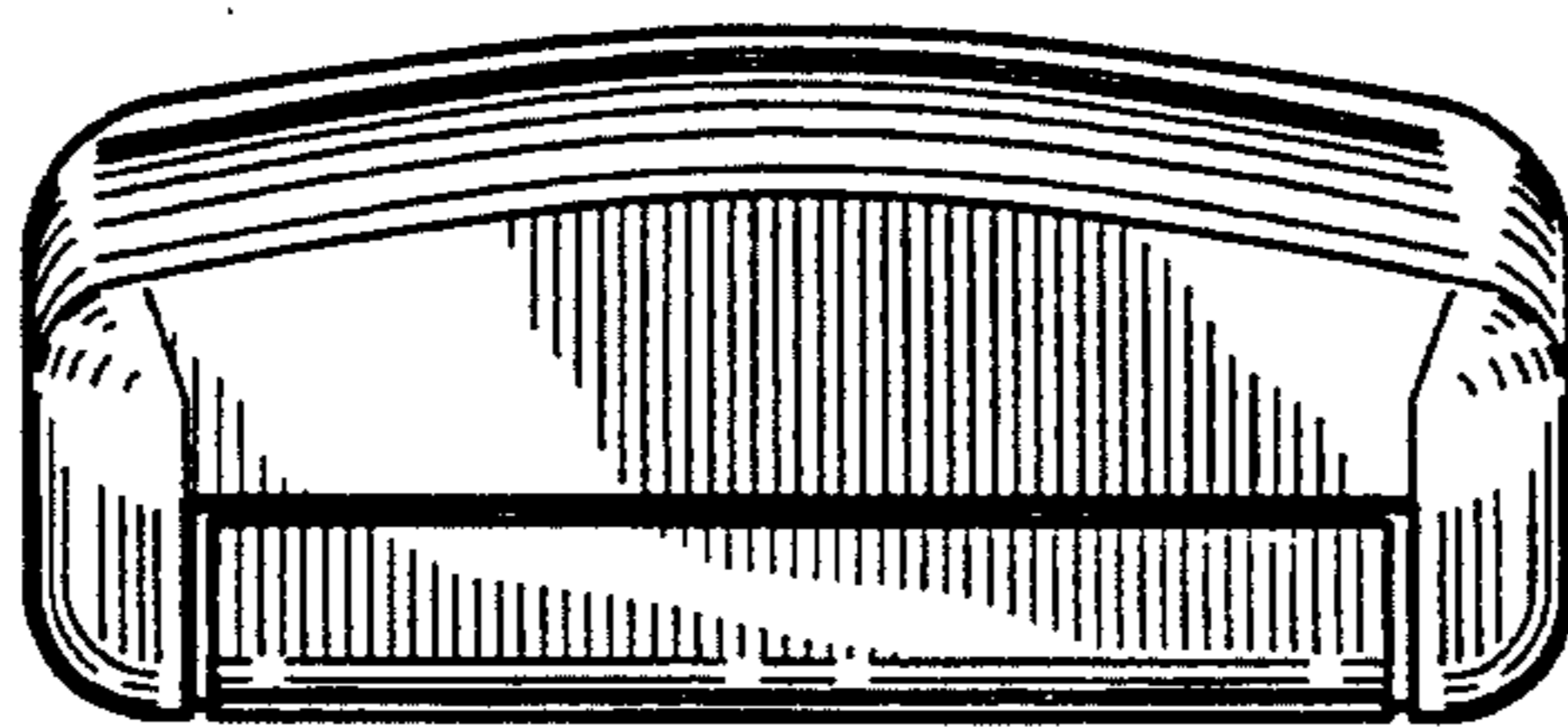


FIG. 2

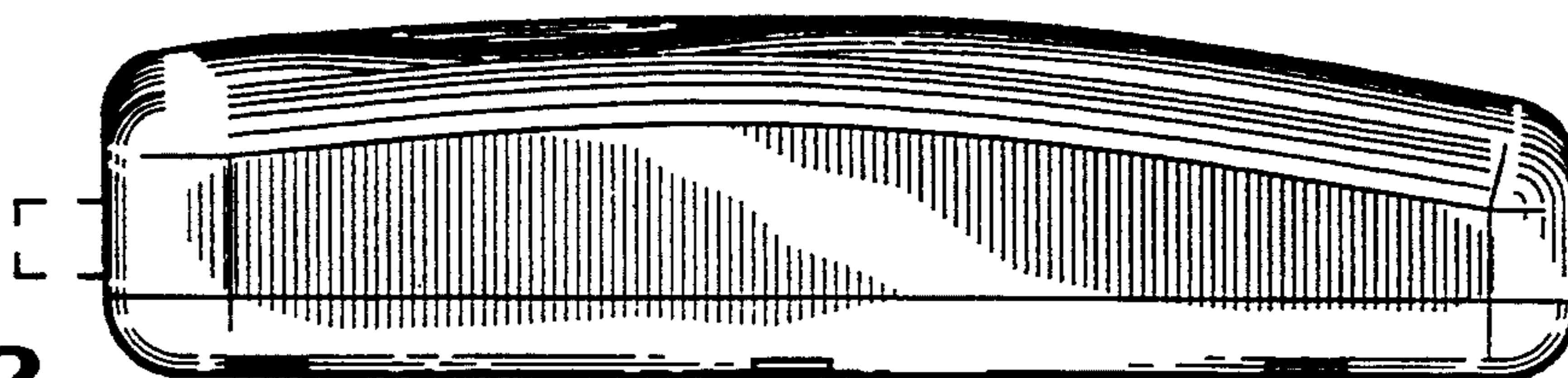


FIG. 3

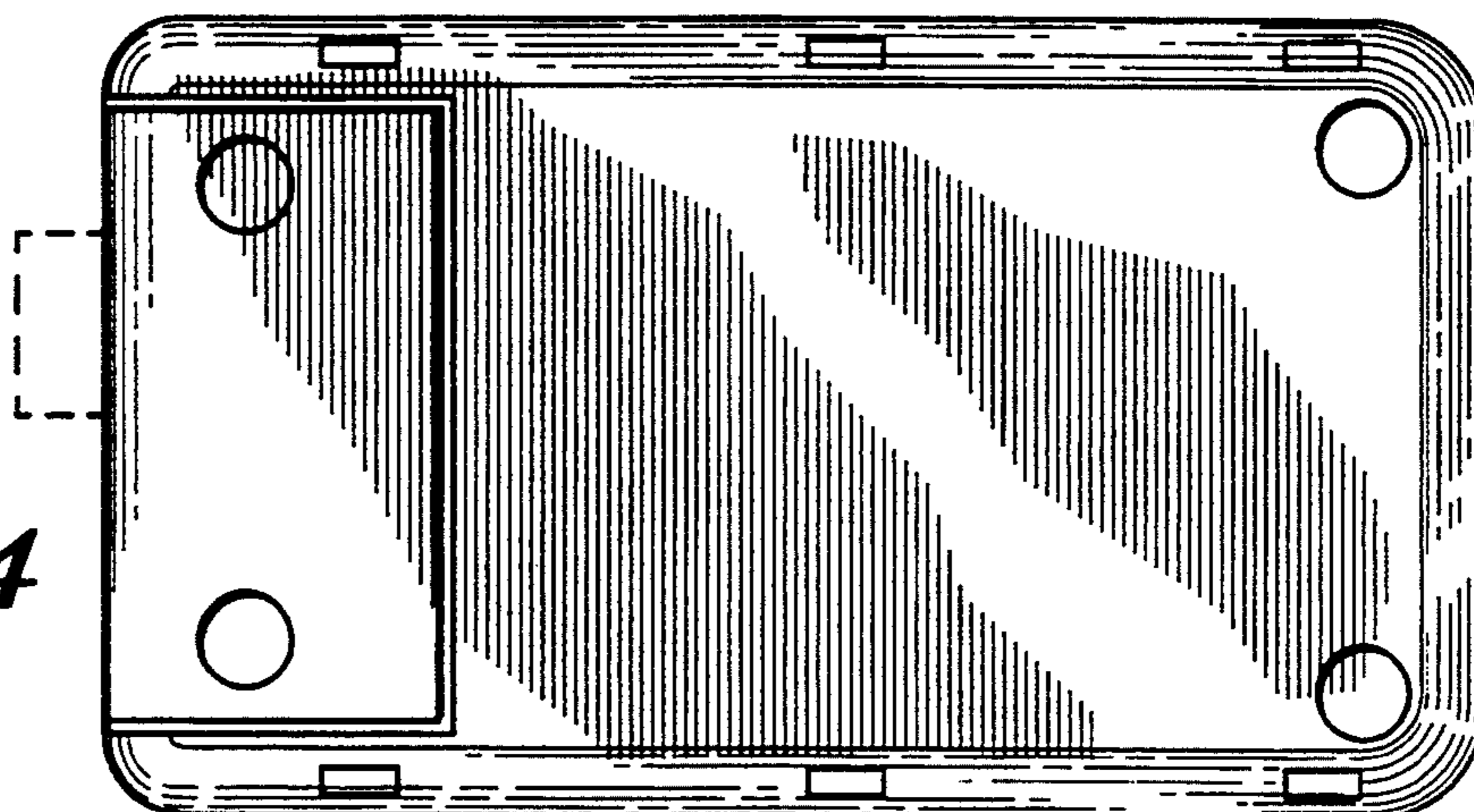


FIG. 4