



US00D351838S

United States Patent [19]

[11] Patent Number: **Des. 351,838**

Rozier et al.

[45] Date of Patent: **** Oct. 25, 1994**

[54] **SPEAKER**

[76] Inventors: **Charles Rozier**, 40 E. 9th St., No. 6F, New York, N.Y. 10003; **Philip K. G. Jones**, 22B Mohawk Dr., Londonderry, N.H. 03053

[**] Term: **14 Years**

[21] Appl. No.: **817,404**

[22] Filed: **Jan. 6, 1992**

[52] U.S. Cl. **D14/214**

[58] Field of Search 181/141, 144, 148, 150, 181/156, 157, 191, 198, 199; D14/204, 207-216, 219-224

[56] **References Cited**

U.S. PATENT DOCUMENTS

4,592,444 6/1986 Perrigo 181/199

OTHER PUBLICATIONS

Stereo Review Jul. 1986 p. 126 "Cabasse" speaker, center.

High Fidelity Nov. 1988, p. 19 NHT speaker.

Radio Shack Catalog, p. 43 "Realistic Mini-Speakers" center.

J&R Music World Christmas '90 Catalog . 43 "Recoton W-100" speaker, left.

Primary Examiner—B. J. Bullock

Assistant Examiner—Sandra Morris

[57] **CLAIM**

The ornamental design for a speaker, as shown and described.

DESCRIPTION

FIG. 1 is a reduced top left perspective view of a speaker, showing a new design, shown with a cloth covering the top portion of the speaker;

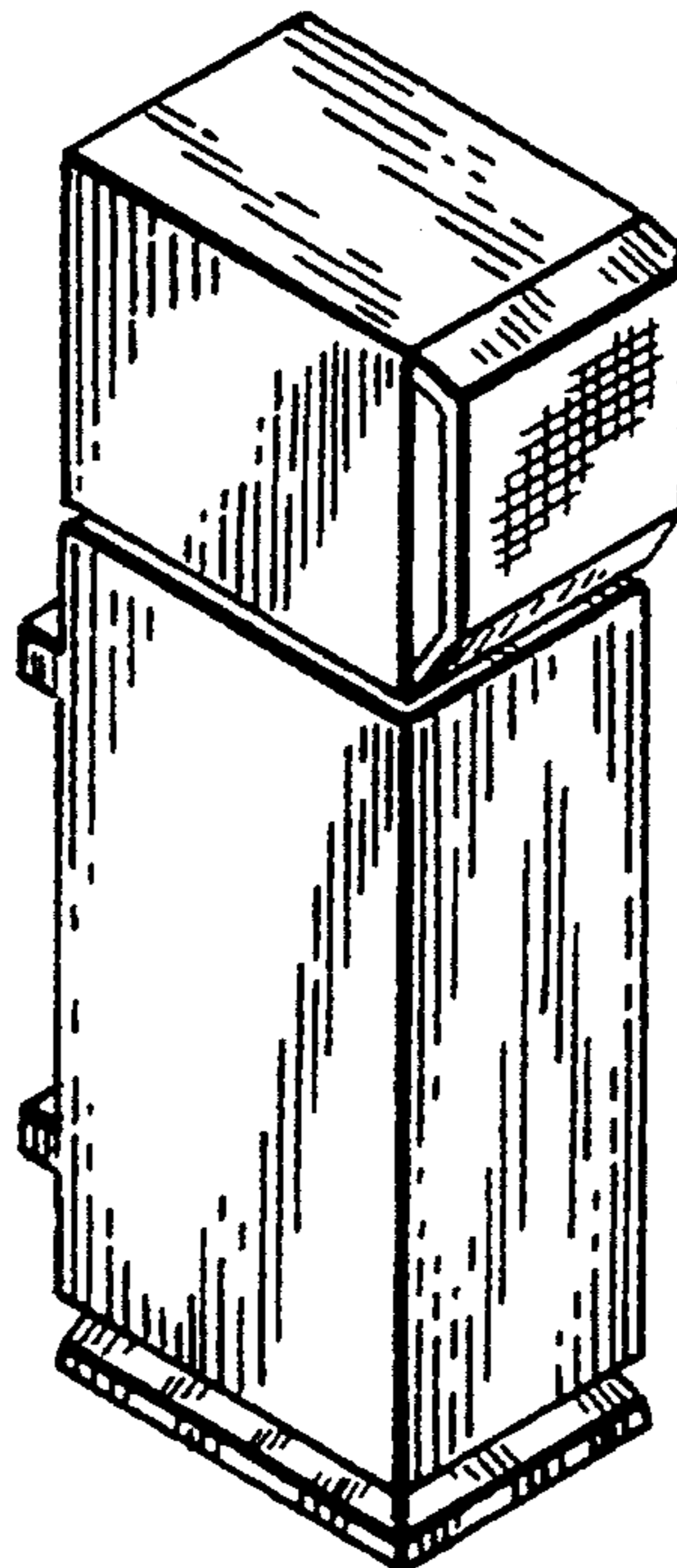
FIG. 2 is a top plan view thereof, the cloth shown removed, the bottom being plane and unornamented;

FIG. 3 is a front elevation view of the speaker as shown in FIG. 2;

FIG. 4 is a right side elevation view of the speaker as shown in FIG. 2;

FIG. 5 is a left-side elevation view of the speaker as shown in FIG. 2; and,

FIG. 6 is a rear elevation view of the speaker as shown in the prior figures.






FIG. 2

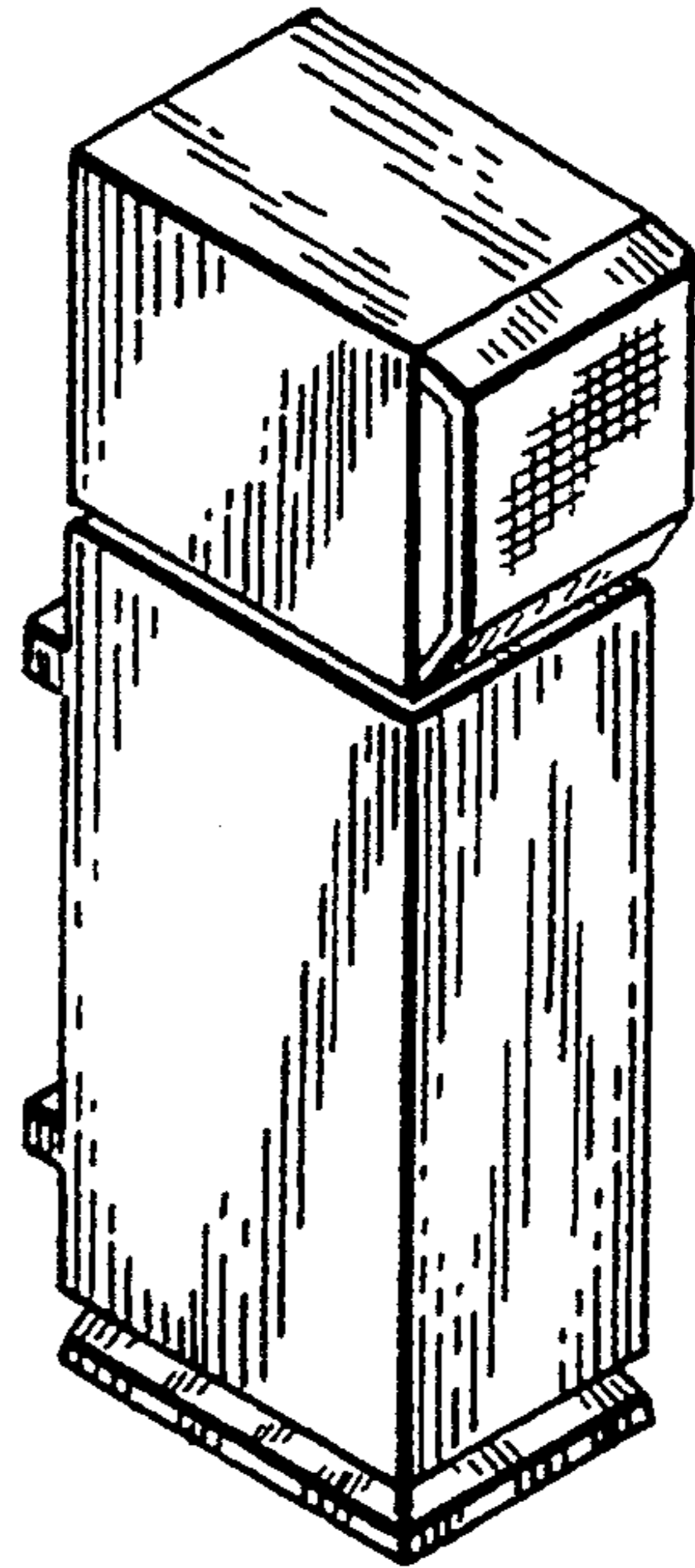


FIG. 1




FIG. 3




FIG. 4

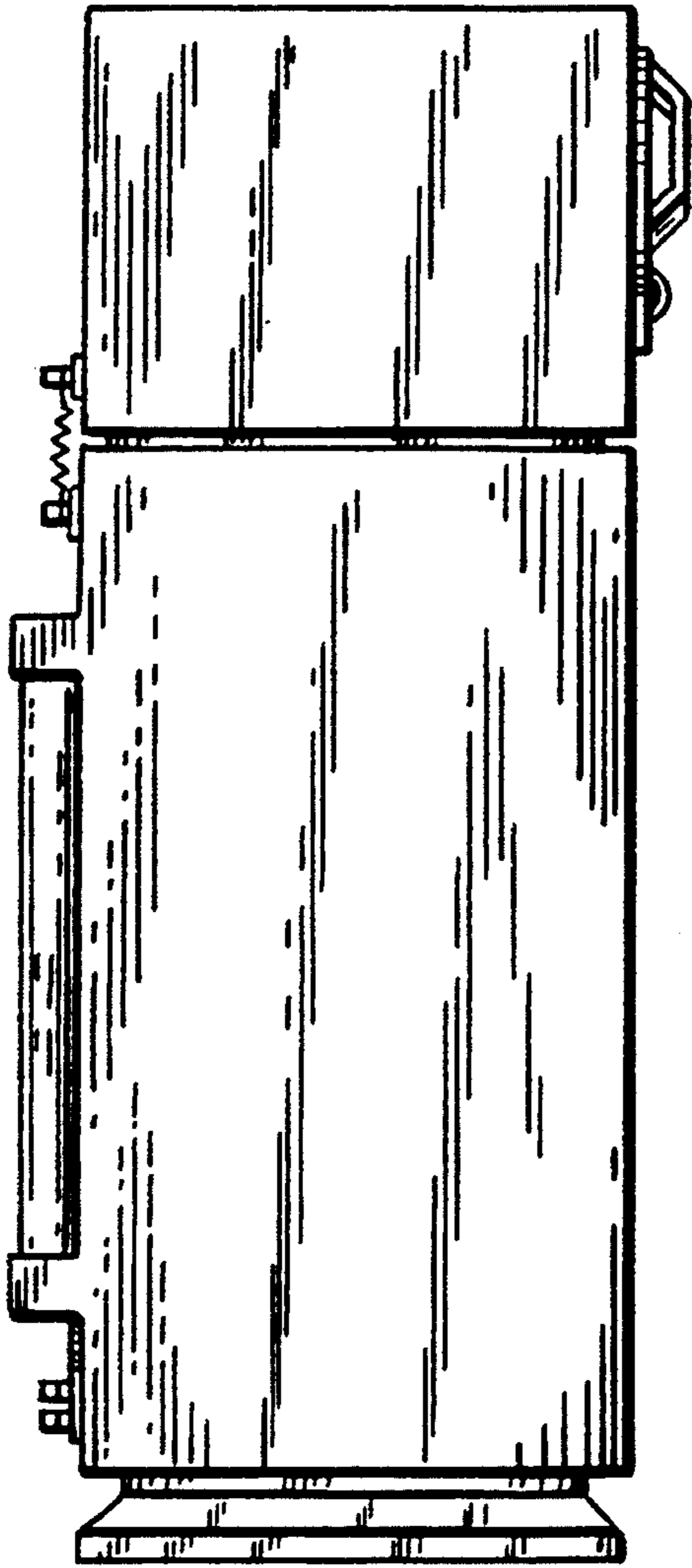


FIG. 5




FIG. 6