



US00D351814S

United States Patent [19]

[11] Patent Number: **Des. 351,814**

Young, Sr. et al.

[45] Date of Patent: **** Oct. 25, 1994**

[54] SPORTS FIGURINE

4,971,593 11/1990 Mayhall .
5,072,998 12/1991 Oh .

[76] Inventors: **Granville G. Young, Sr.; Sharon P. Young**, both of 803 Robbins St., Cambridge, Md. 21613

OTHER PUBLICATIONS

International Silver Co. Inc. Trophies Catalog; 1969; p. 11; Baseball Batter Figure (lower right).

[**] Term: **14 Years**

Primary Examiner—Bernard Ansher
Assistant Examiner—Dominic Simone
Attorney, Agent, or Firm—Richard C. Litman

[21] Appl. No.: **8,634**

[22] Filed: **May 24, 1993**

[52] U.S. Cl. **D11/160; D21/177**

[58] Field of Search 446/268; D11/157, 160; D21/148, 177

[57] CLAIM

The ornamental design for a sports figurine as shown and described.

[56] References Cited

DESCRIPTION

U.S. PATENT DOCUMENTS

- D. 87,969 10/1932 Marx .
- D. 116,464 9/1939 Hummel D11/160
- D. 176,186 11/1955 Hirsch et al. D11/160 X
- D. 259,577 6/1981 Baeza .
- D. 262,981 2/1982 Matsui D11/160 X
- D. 285,580 9/1986 Adolph .
- D. 285,581 9/1986 Adolph .
- D. 303,413 9/1989 Russell et al. .
- 3,651,598 3/1972 Lang .
- 4,794,025 12/1988 Yamanaka .

FIG. 1 is a front perspective view of a sports figurine showing our new design;

FIG. 2 is a right side elevational view thereof;

FIG. 3 is a left side elevational view thereof;

FIG. 4 is a rear view thereof; and,

FIG. 5 is a top plan view thereof.

The undisclosed bottom view is unornamented and forms no part of the claimed design.

The broken line showing of the support mounts in FIGS. 2 and 3 is for illustrative purposes only and forms no part of the claimed design.





FIG. 1

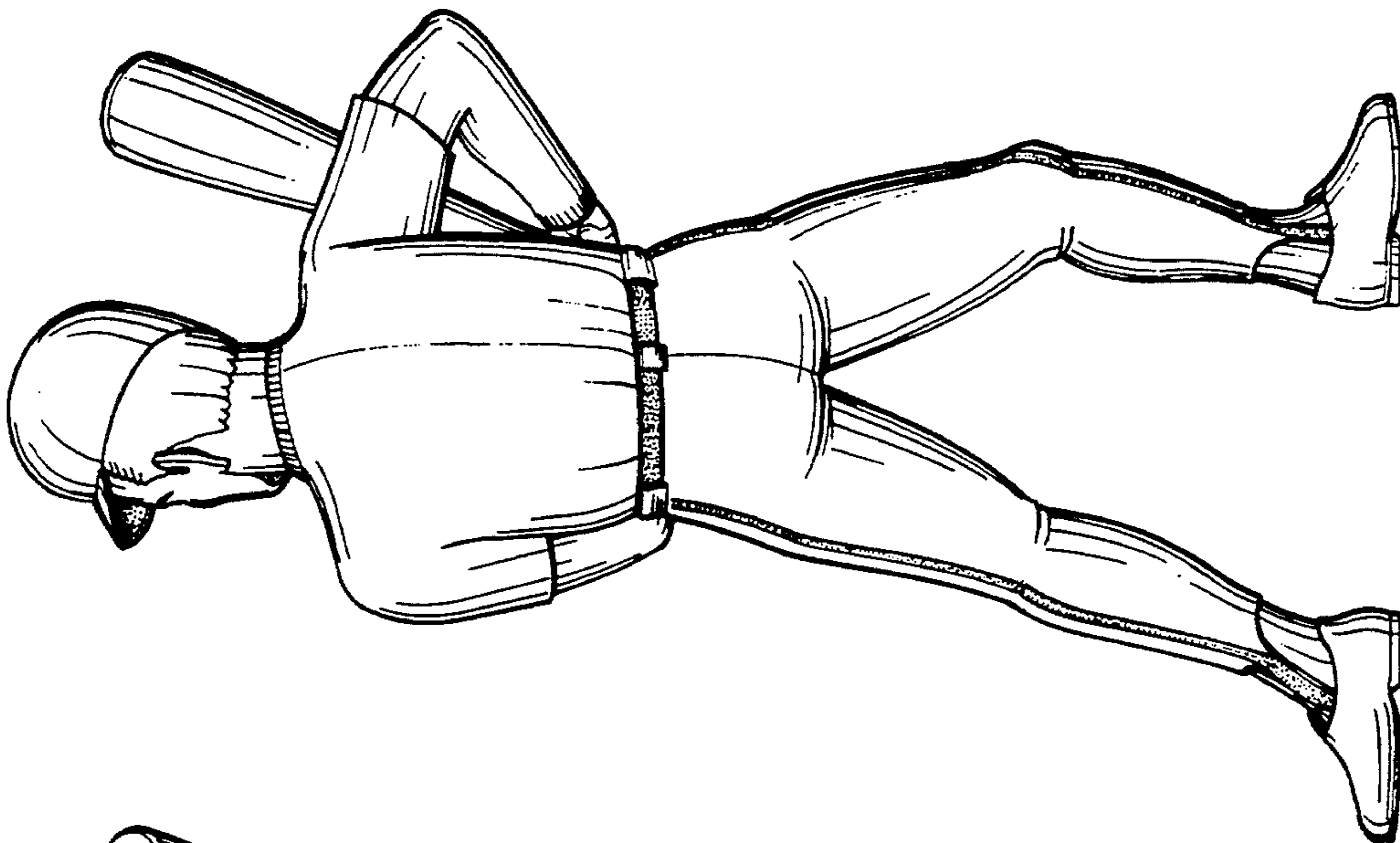


FIG. 4

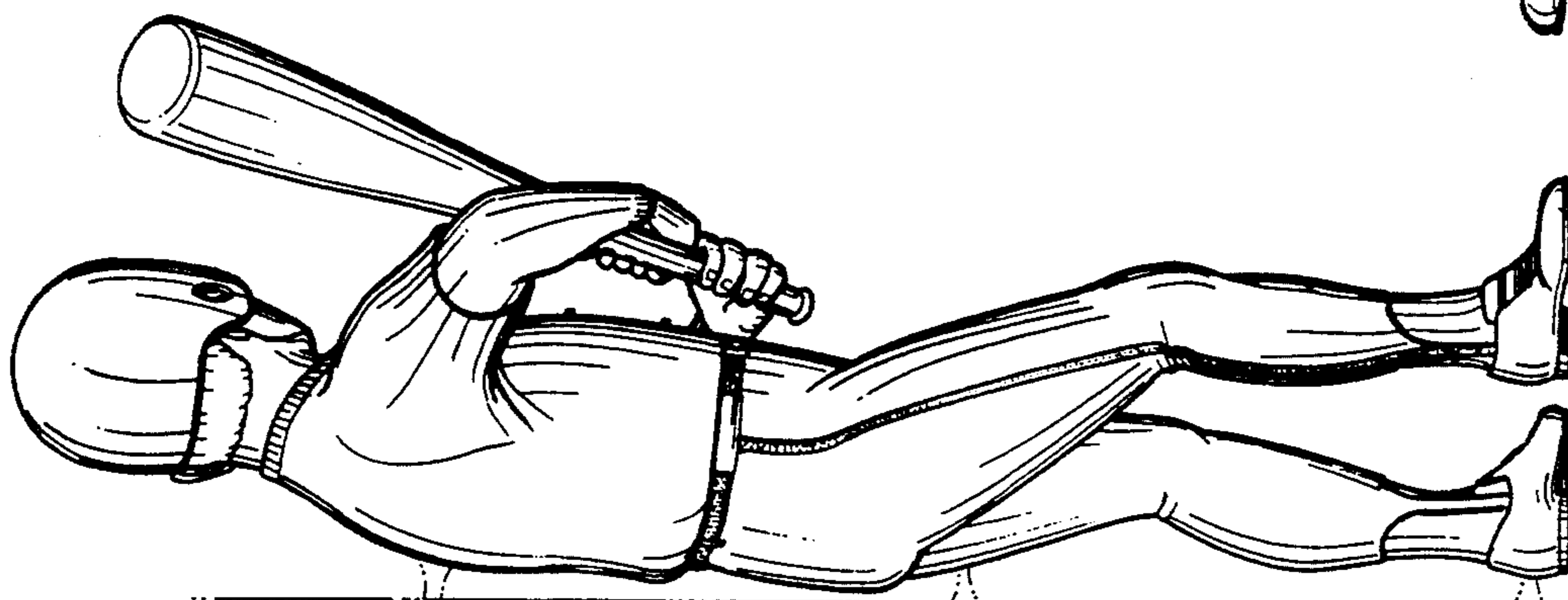


FIG. 3

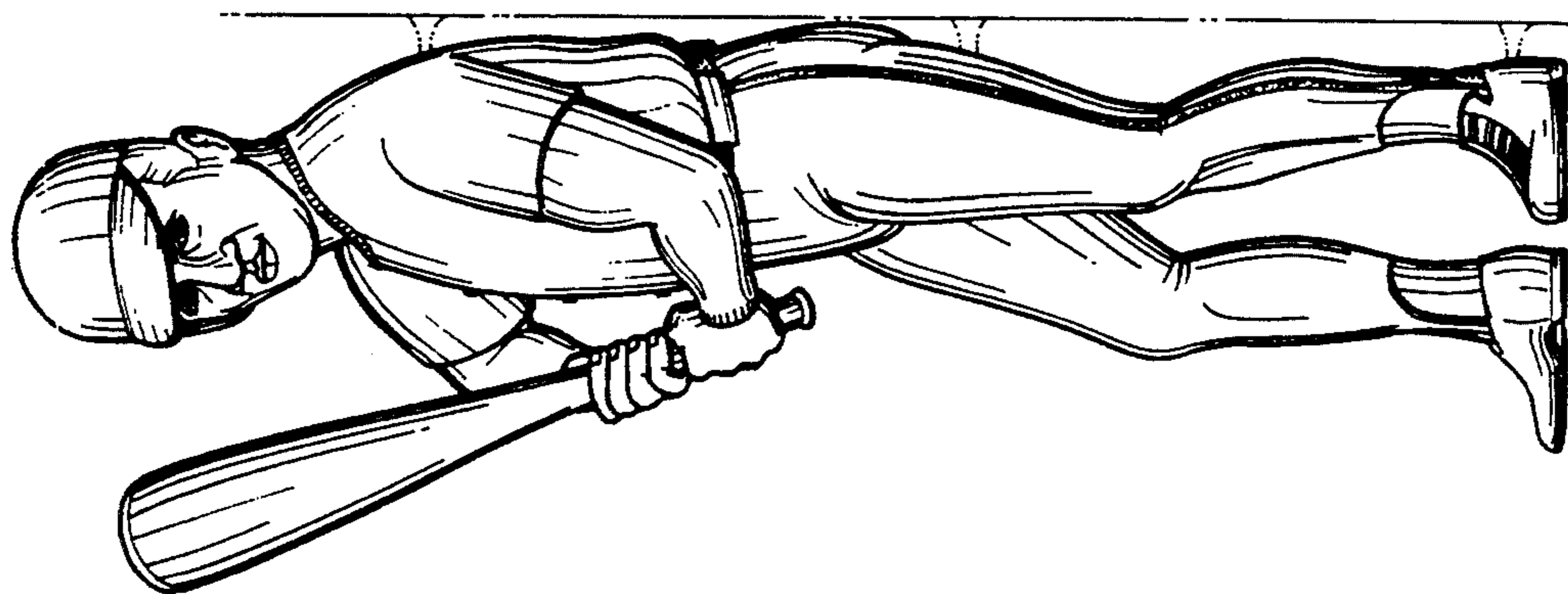


FIG. 2

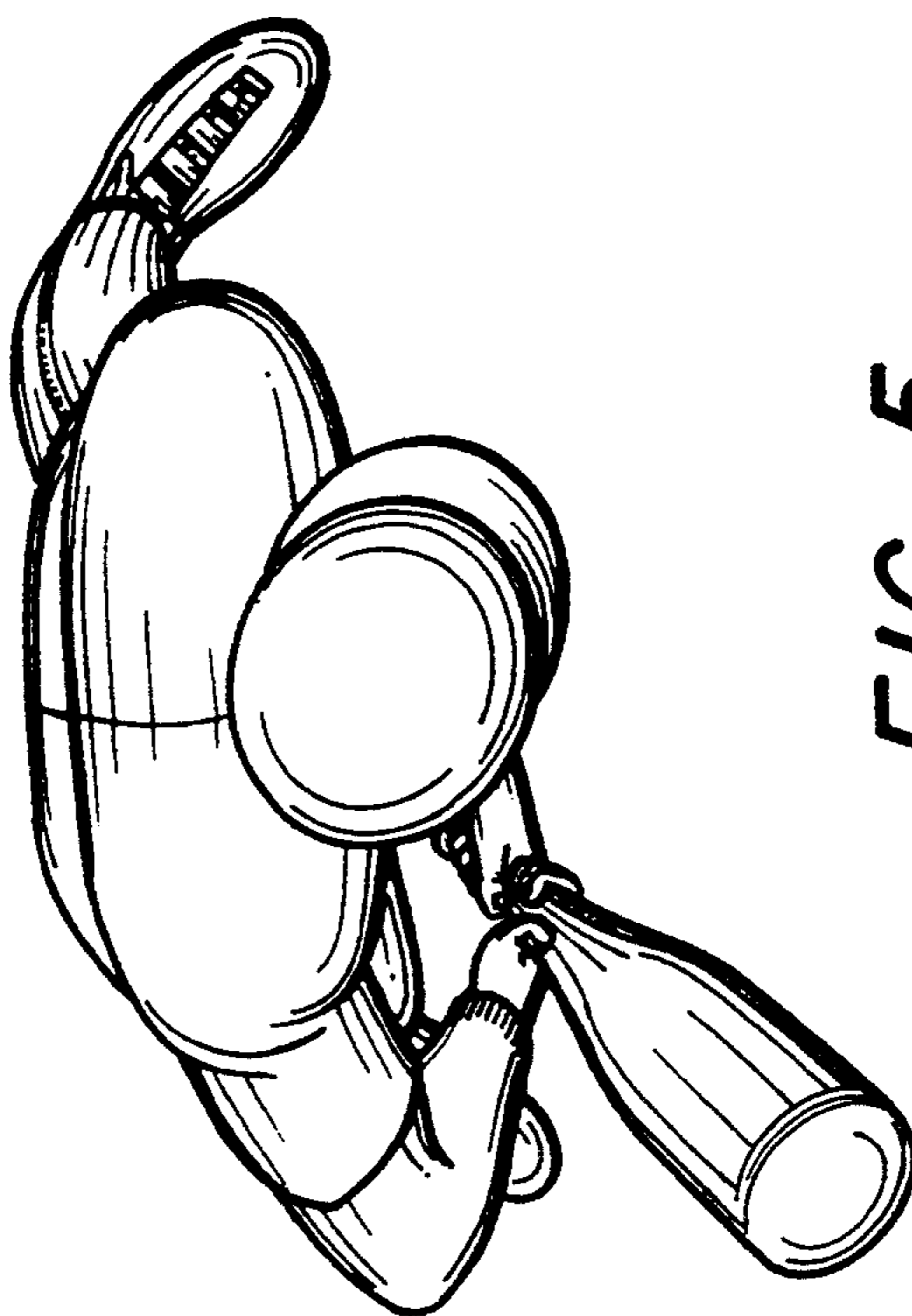


FIG. 5