



US00D351812S

# United States Patent [19]

[11] Patent Number: **Des. 351,812**

Peterson

[45] Date of Patent: **\*\* Oct. 25, 1994**

[54] **PLANTER**

3,310,266	3/1967	Larkin et al. .	
3,471,114	10/1969	Ball .	
4,609,901	9/1986	Hamm .	
4,905,945	3/1990	Peterson .....	D34/1

[76] Inventor: **Daryl Peterson**, 1002 Chenowith, N. Bonneville, Wash. 98639

[\*\*] Term: **14 Years**

### FOREIGN PATENT DOCUMENTS

[21] Appl. No.: **32,466**

595176	3/1960	Canada .	
3132827	3/1983	Fed. Rep. of Germany .....	47/66
1304703	8/1962	France .	
0017050	7/1912	United Kingdom .....	D11/

[22] Filed: **Mar. 16, 1993**

### Related U.S. Application Data

[63] Continuation of Ser. No. 450,005, Dec. 12, 1989, abandoned.

[52] U.S. Cl. .... **D11/152**

[58] Field of Search ..... **D8/1; 47/66, 72; 285/902, 910, 918; D11/143, 144, 152, 153, 154; D34/1; D23/269**

### OTHER PUBLICATIONS

Parker Fluid Connectors Brass Fittings & Valves Cat. 3501-E; ©Aug. 1977; p. 73; Sleeve 60PT.

*Primary Examiner*—Martie Thompson  
*Attorney, Agent, or Firm*—Kolisch Hartwell Dickinson McCormack & Heuser

### [56] References Cited

#### U.S. PATENT DOCUMENTS

D. 315,877	4/1991	Hedges .....	D11/143
1,960,750	5/1934	Moore et al. ....	285/910
2,260,570	10/1941	John .	
2,545,320	3/1951	Tilson et al. .	
2,555,455	6/1951	Platt .	
2,626,078	1/1953	Hutchisson, Jr. et al. .	
2,650,786	9/1953	Platt .	
2,683,579	7/1954	Wallace .	
2,841,351	7/1958	Riepen .	
3,137,095	6/1964	Pearson .....	D11/144
3,137,469	6/1964	Stanley .	
3,201,075	9/1965	Sievers .	
3,224,595	12/1965	Sherley .	
3,272,466	9/1966	Sherman .	

### [57] CLAIM

The ornamental design for a planter, as shown and described.

### DESCRIPTION

FIG. 1 is a front elevational view of planter showing my new design, the rear view (not shown) being identical thereto;


FIG. 2 is a right side elevational view, the left side (not shown) being a mirror image thereof;

FIG. 3 is a top plan view;

FIG. 4 is a bottom plan view; and,

FIG. 5 is a perspective view.

The broken lines of FIG. 5 showing arrangements of flowers and plants, and soil, are for illustrative purposes only and form no part of the claimed design.






FIG. 5




FIG. 4




FIG. 3




FIG. 2

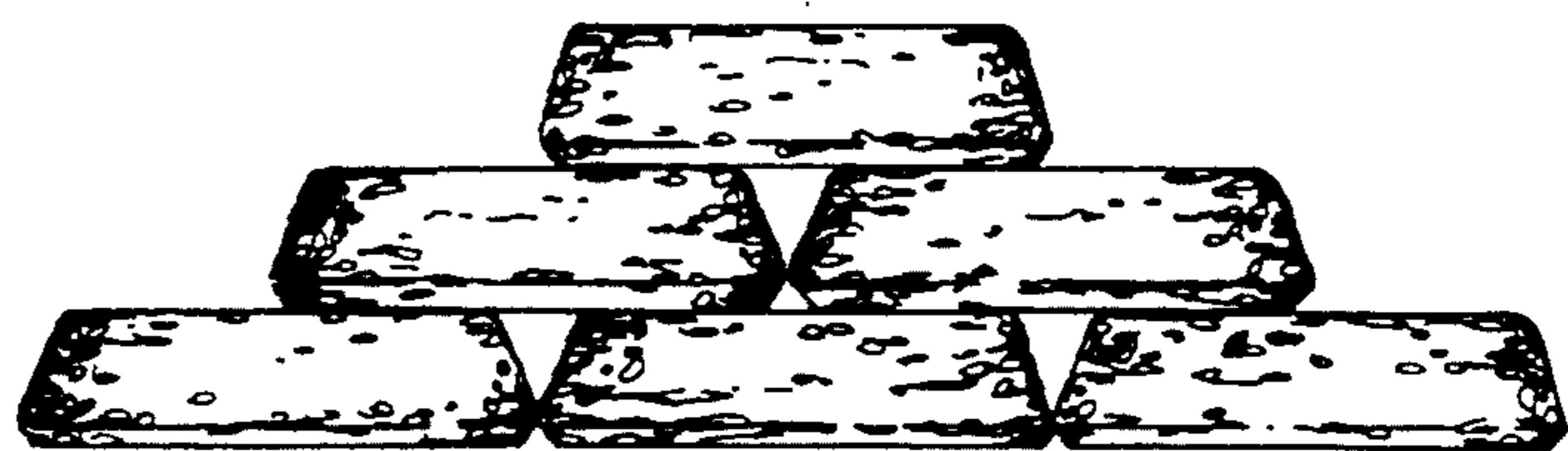


FIG. 1