



US00D351811S

United States Patent [19]

[11] Patent Number: **Des. 351,811**

Peterson

[45] Date of Patent: **** Oct. 25, 1994**

[54] **PLANTER**

[76] Inventor: **Daryl Peterson**, 1002 Chenowith, N. Bonneville, Wash. 98639

[**] Term: **14 Years**

[21] Appl. No.: **32,462**

[22] Filed: **Mar. 16, 1993**

3,272,466	9/1966	Sherman .
3,310,266	3/1967	Larkin et al. .
3,471,114	10/1969	Ball .
4,609,901	9/1986	Hamm .
4,905,945	3/1990	Peterson D34/1

FOREIGN PATENT DOCUMENTS

595176	3/1960	Canada .
3132027	3/1983	Fed. Rep. of Germany 47/66
1304703	8/1962	France .
0017050	7/1912	United Kingdom D11/

Related U.S. Application Data

[63] Continuation of Ser. No. 450,003, Dec. 12, 1989, abandoned.

[52] U.S. Cl. **D11/152**

[58] Field of Search **D8/1; 47/66, 72; 285/910, 918, 902; D11/143, 144, 152-154; D34/1; D23/269**

[56] **References Cited**

U.S. PATENT DOCUMENTS

D. 315,877	4/1991	Hedges D11/143
1,960,750	5/1934	Moore et al. 285/910
2,260,570	10/1941	John .
2,545,320	3/1951	Tilson et al. .
2,555,455	6/1951	Platt .
2,626,078	1/1953	Hutchisson, Jr. et al. .
2,650,786	9/1953	Platt .
2,683,579	7/1954	Wallace .
2,841,351	7/1958	Riepen .
3,137,095	6/1964	Pearson D11/144
3,137,469	6/1964	Stanley .
3,201,075	9/1965	Sievers .
3,224,595	12/1965	Sherley .

OTHER PUBLICATIONS

Parker Fluid Connectors Brass Fittings & Valves Cat 3501-E; © Aug. 1977; p. 73; sleeve 60 of T.

Primary Examiner—Martie Thompson
Attorney, Agent, or Firm—Kolisch Hartwell Dickinson McCormack & Heuser

[57] **CLAIM**

The ornamental design for a planter, as shown and described.


DESCRIPTION

FIG. 1 is a front elevational view of a planter showing my new design, the side and rear views (not shown) being identical thereto;

FIG. 2 is a top plan view, the bottom view (not shown) being identical thereto; and,

FIG. 3 is a perspective view.

The broken lines of FIG. 3 showing an arrangement of flowers and plants, and soil, are for illustrative purposes only and form no part of the claimed design.



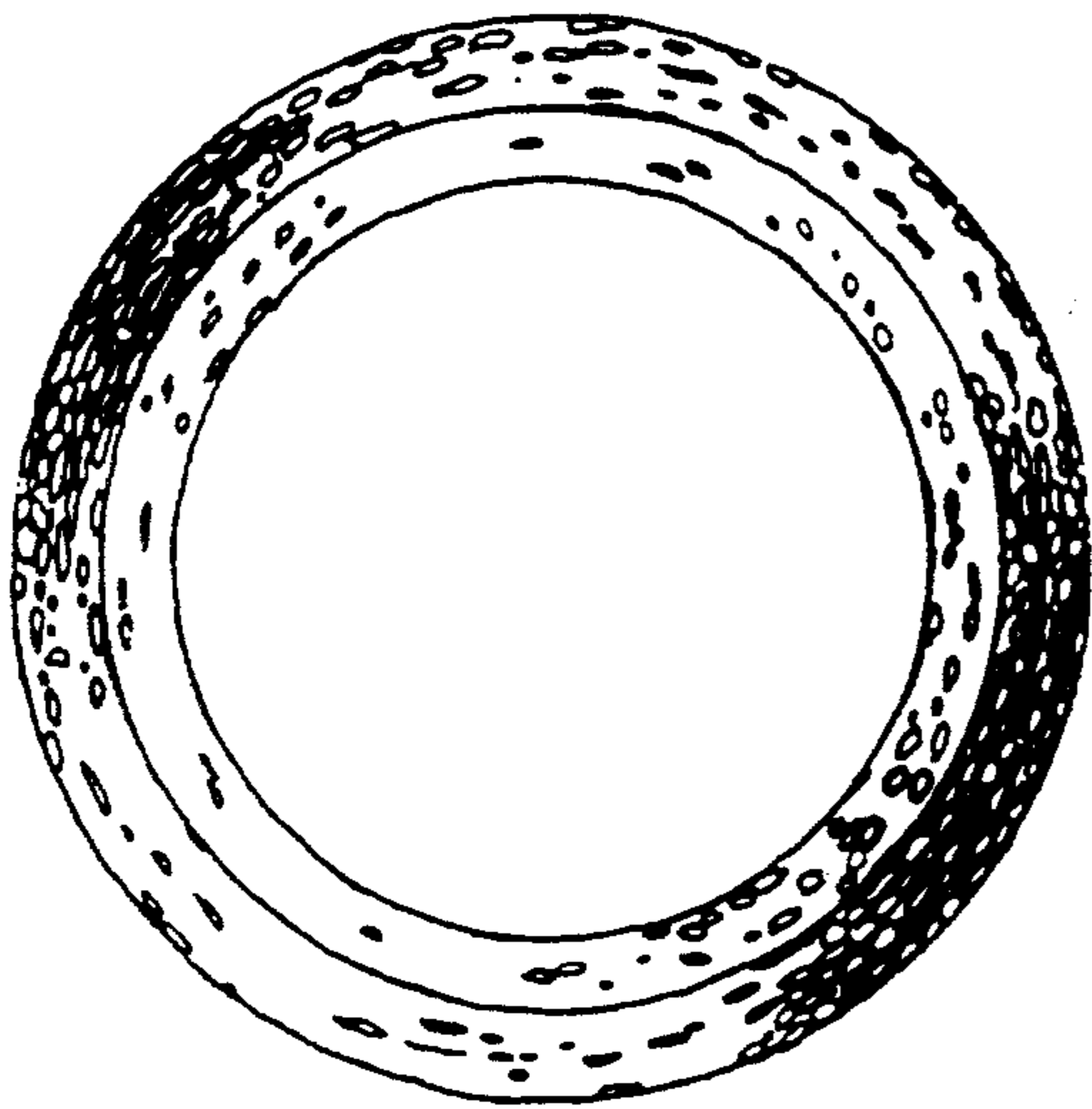


FIG. 2



FIG. 3




FIG. 1