



US00D351778S

# United States Patent [19]

[11] Patent Number: **Des. 351,778**

**Kuo**

[45] Date of Patent: **\*\* Oct. 25, 1994**

[54] CUFF LOCK

4,331,012 5/1982 Swisher ..... 70/164  
4,674,304 6/1987 Guiler ..... 70/164

[76] Inventor: **Li-Tsao Kuo**, No. 47-8, Alley 36,  
Lane 459, Sec. 1, An Ho Road,  
Tainan City, Taiwan

*Primary Examiner*—Brian N. Vinson  
*Attorney, Agent, or Firm*—Morton J. Rosenberg; David  
I. Klein

[\*\*] Term: **14 Years**

[57] **CLAIM**

[21] Appl. No.: **15,822**

The ornamental design for a cuff lock, as shown and  
described.

[22] Filed: **Dec. 30, 1993**

[52] U.S. Cl. .... **D8/333**

### DESCRIPTION

[58] Field of Search ..... **D8/330-331,**  
**D8/333; 70/14, 57, 15-16, 158, 163-164, 233**

FIG. 1 is a perspective view of the cuff lock showing  
my present design;

[56] **References Cited**

#### U.S. PATENT DOCUMENTS

D. 59,541 11/1921 deLue et al. .... D8/333  
D. 59,580 11/1921 Copeland ..... D8/333  
D. 296,414 6/1988 DeWalch ..... D8/333  
D. 344,441 2/1994 Mahaney ..... D8/333  
1,711,082 4/1929 Brite ..... D8/333 X

FIG. 2 is a front view thereof;

FIG. 3 is a rear view thereof;

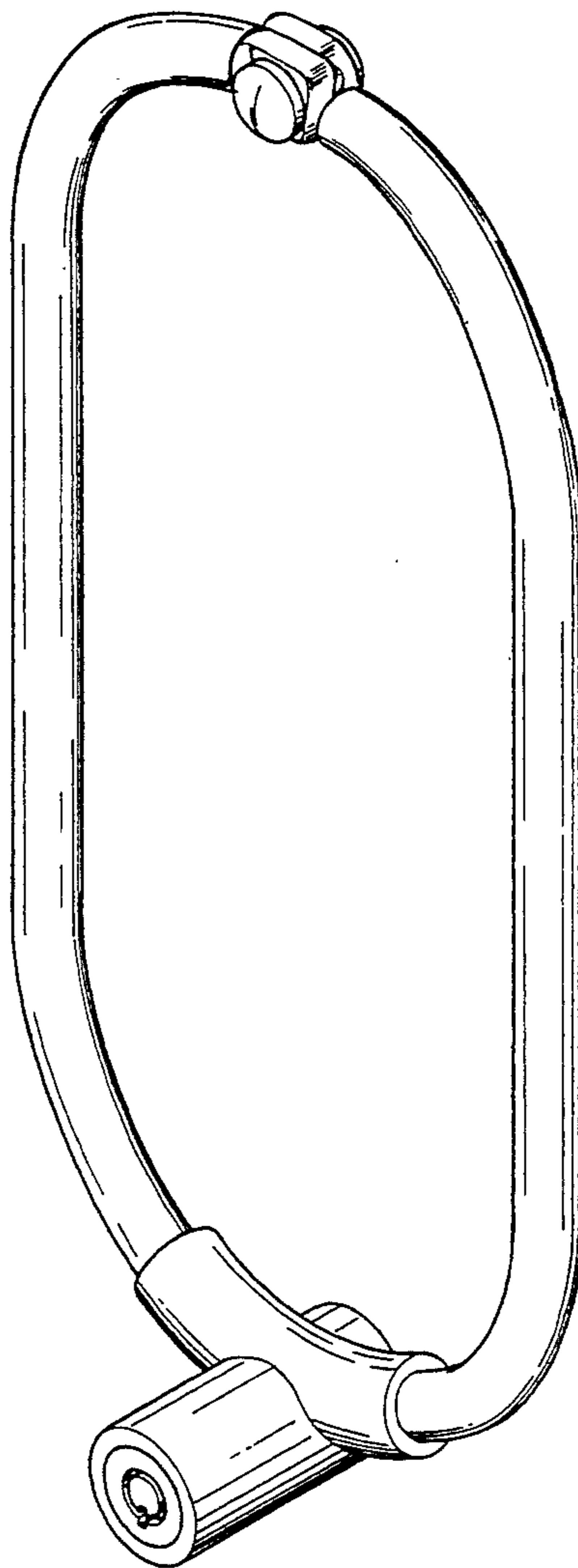
FIG. 4 is a left view thereof;

FIG. 5 is a right view thereof;

FIG. 6 is a top plan view thereof; and,

FIG. 7 is a bottom plan view.

FIG. 8 is a reduced front elevational view thereof,  
shown in an unlocked position.



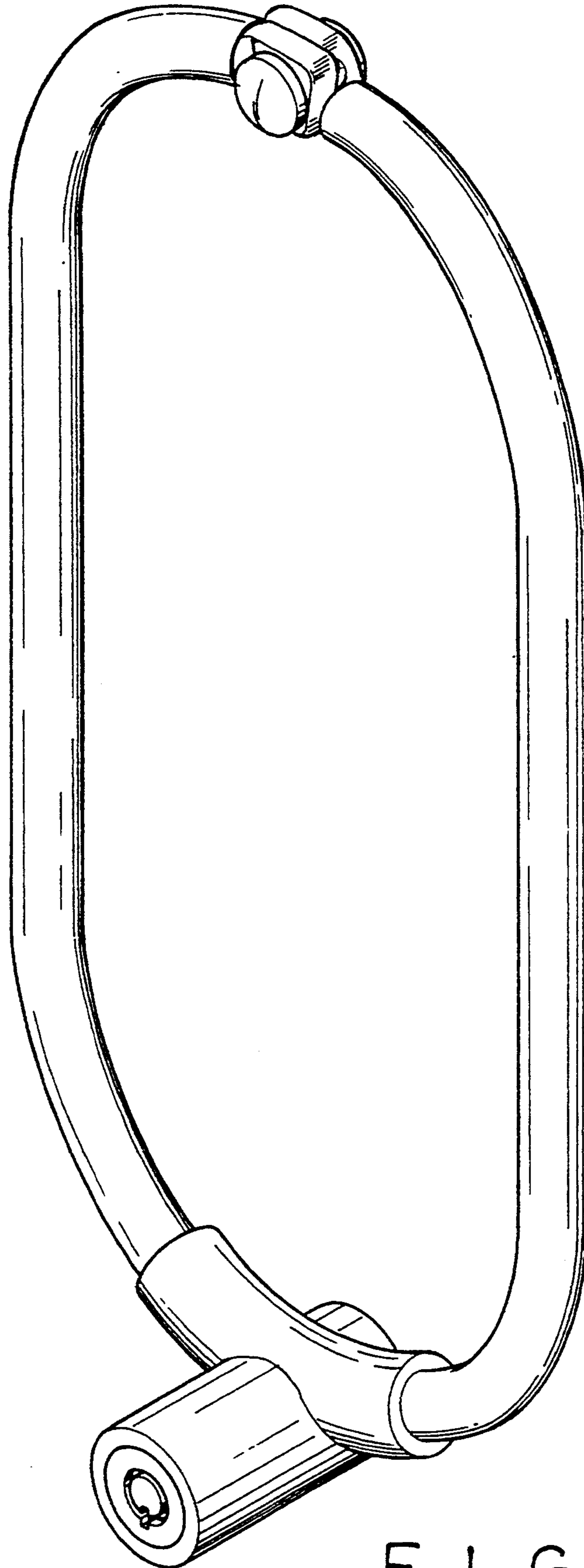


FIG. 1




FIG. 2




FIG. 3

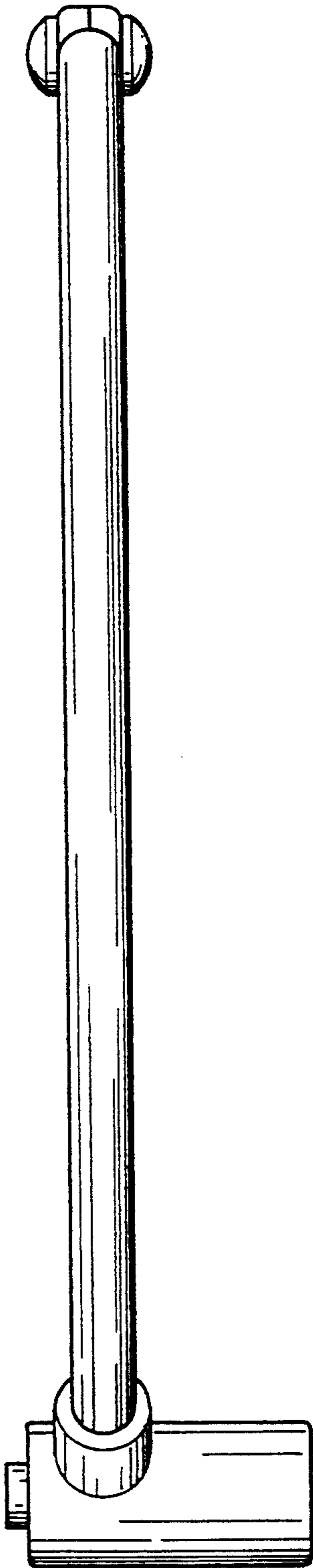


FIG. 4

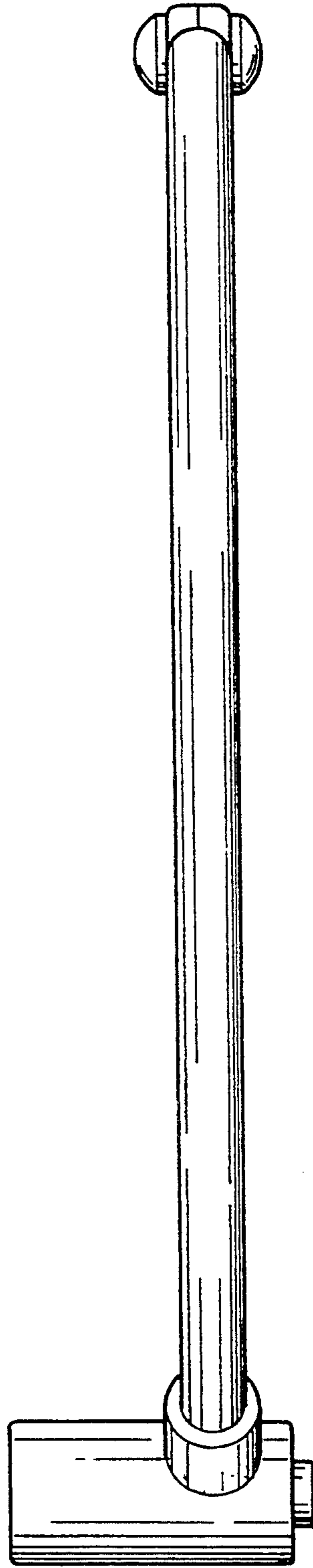


FIG. 5

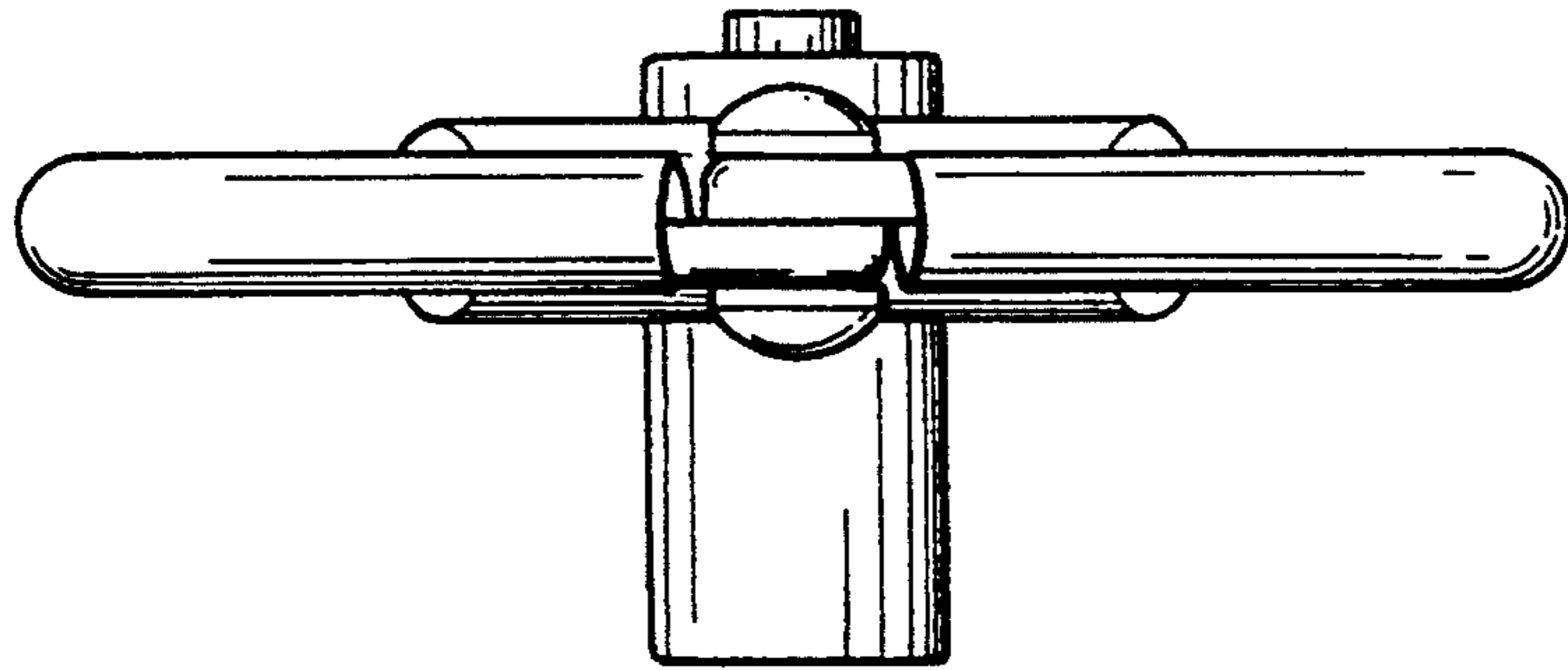


FIG. 6




FIG. 7

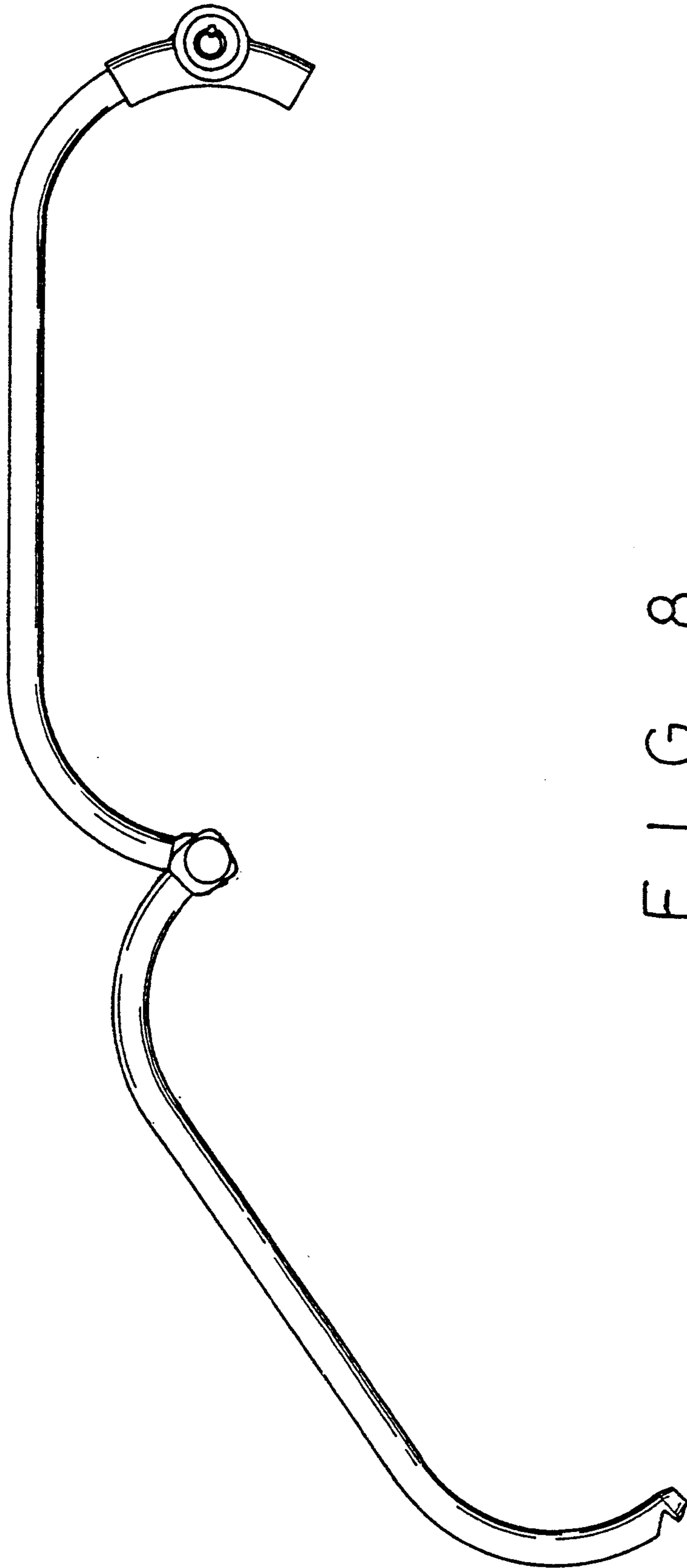


FIG. 8