



US00D351773S

# United States Patent [19]

[11] Patent Number: **Des. 351,773**

Ward, Sr.

[45] Date of Patent: **\*\* Oct. 25, 1994**

[54] **ABRASIVE SHEET WITH DIE-CUT PATTERN**

[75] Inventor: **Robert E. Ward, Sr., St. Paul, Minn.**

[73] Assignee: **Minnesota Mining and Manufacturing Company, St. Paul, Minn.**

[\*\*] Term: **14 Years**

[21] Appl. No.: **13,562**

[22] Filed: **Sep. 27, 1993**

[52] U.S. Cl. .... **D8/70**

[58] Field of Search ..... **D8/70; 51/378, 405, 51/407, 394, 398, 401, 358, 334, 332, 394, 402, 170 PT**

[56] **References Cited**

**U.S. PATENT DOCUMENTS**

608,171	8/1898	Birely .	
622,432	4/1899	Almon .	
1,697,442	1/1929	Webber .	
2,146,548	2/1939	Mitschang et al. ....	51/193
2,696,700	12/1954	Tocci .....	51/197
2,732,065	1/1956	Marchese .....	206/56
2,749,681	6/1956	Reidenbach .....	51/195
2,771,722	11/1956	Field .....	51/195
2,958,593	11/1960	Hoover et al. ....	51/295
3,081,584	3/1963	Bullard .....	51/209
3,148,963	9/1964	Nuke .....	51/402
3,241,267	3/1966	Block et al. ....	51/336
3,267,623	8/1966	Block .....	51/406
3,562,968	2/1971	Johnson et al. ....	51/389
3,653,858	4/1972	Field .....	51/378
3,849,949	11/1974	Steinhauser et al. ....	51/406
3,912,142	10/1975	Steinhauser et al. ....	225/52
3,959,935	6/1976	Stoppacher .....	51/395

4,294,357	10/1981	Stevens et al. ....	206/409
4,518,452	5/1985	Hundebol .....	156/211
4,689,922	9/1987	Blanchard .....	51/394
4,893,438	1/1990	Fry et al. ....	51/394
5,119,601	6/1992	Yamashita et al. ....	51/334
5,125,192	6/1992	Welsch .....	51/395
5,142,829	9/1992	Germain .....	51/405
5,197,998	3/1993	Germain .....	51/401

**OTHER PUBLICATIONS**

Product literature for Dynabrade Incorporated of Clarence, New York (p. 29) Sep. 1992.

"Coated Abrasives—Modern Tool of Industry", Coated Abrasives Manufacturers' Institute, pp. 24-25, 76-79 (1958) Sep. 1992.

Brochure entitled "3M Products for Bench Area Operations"; (10 pages) ; No. 61-5000-7264-2 (305)ii Sep. 1992.

*Primary Examiner*—Alan P. Douglas

*Assistant Examiner*—Jeff H. Musgrove

*Attorney, Agent, or Firm*—Gary L. Griswold; Walter N. Kirn; Peter L. Olson

[57] **CLAIM**

The ornamental design for an abrasive sheet with die-cut pattern, as shown and described.

**DESCRIPTION**

FIG. 1 is a perspective view of an abrasive sheet with die-cut pattern according to my new design;

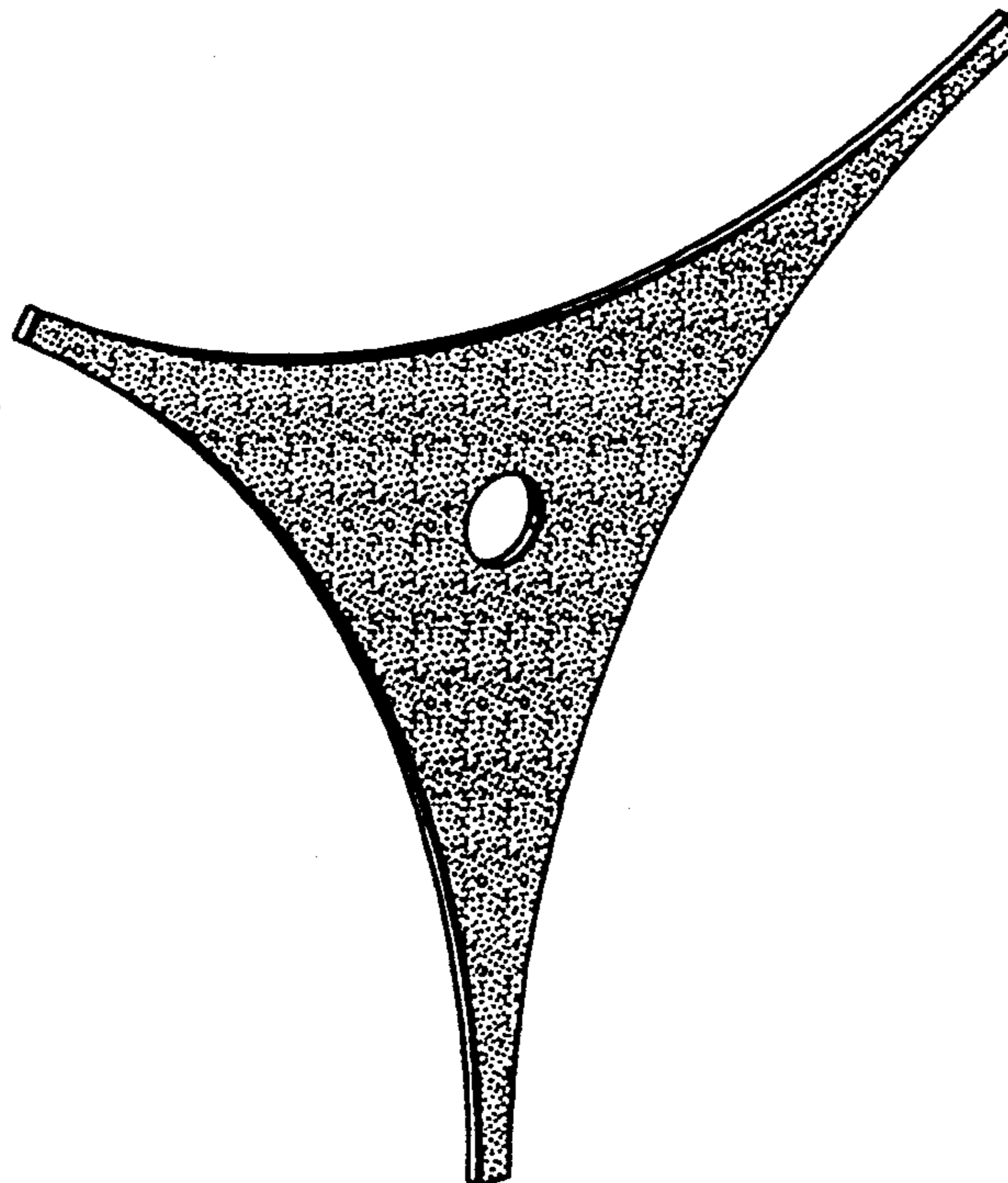
FIG. 2 is a front view thereof;

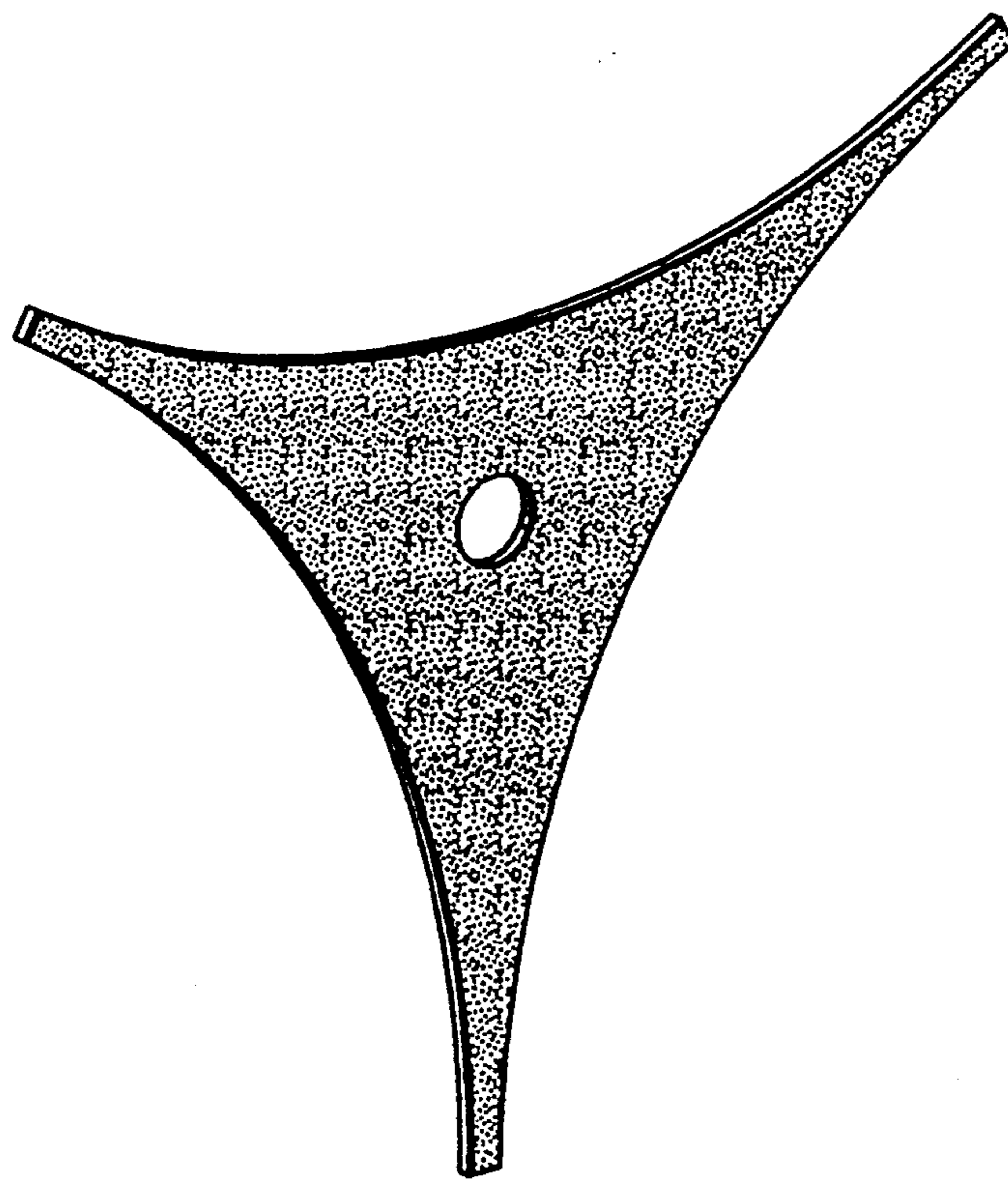
FIG. 3 is a rear view thereof;

FIG. 4 is a left side view, which is substantially identical to the right side view;

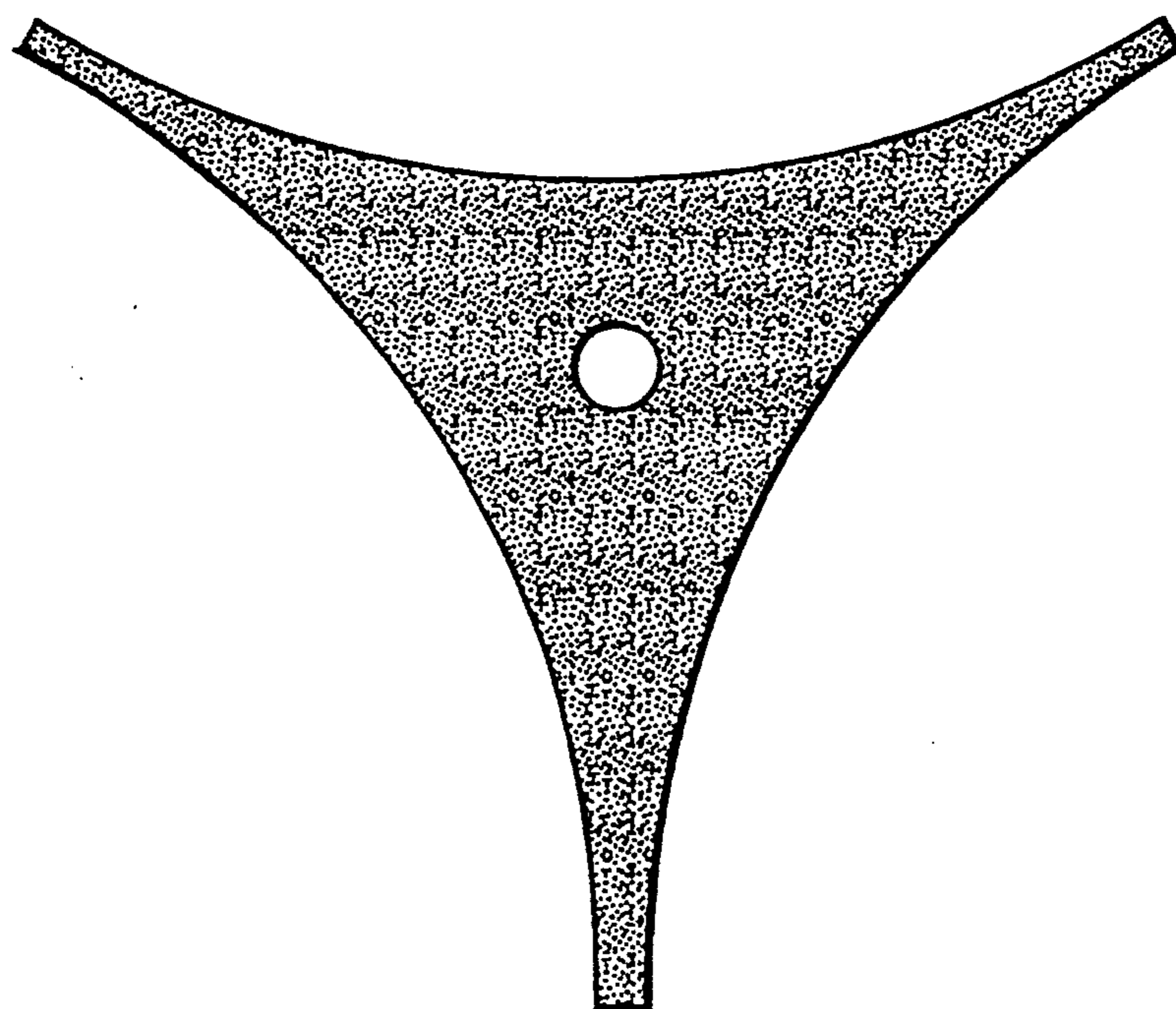
FIG. 5 is a top view thereof; and,

FIG. 6 is a bottom view thereof.

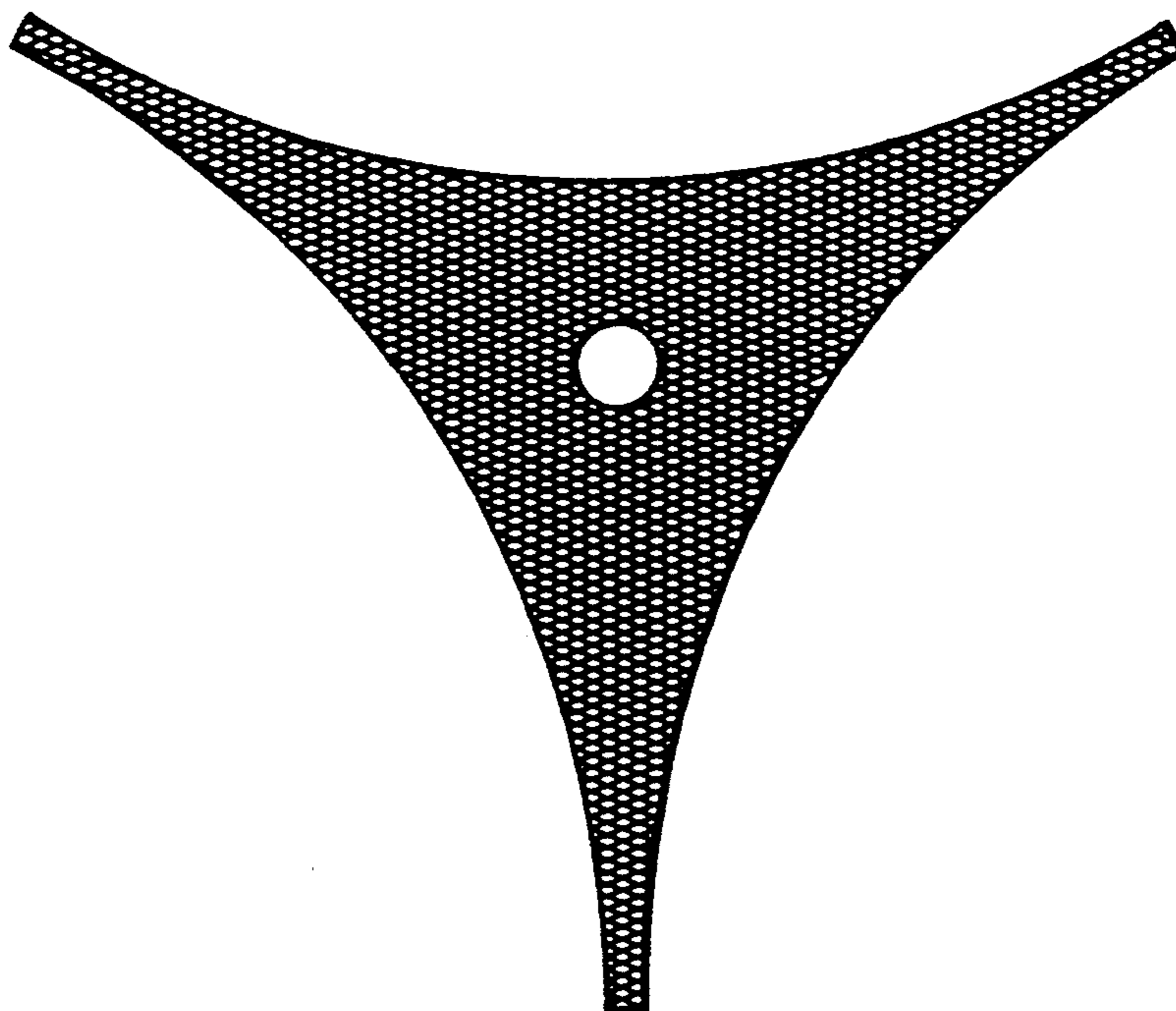




**Fig. 1**



**Fig. 2**



**Fig. 3**



**Fig. 4**



**Fig. 5**



**Fig. 6**