



US00D351753S

# United States Patent [19]

[11] Patent Number: **Des. 351,753**

Raynor

[45] Date of Patent: **\*\* Oct. 25, 1994**

## [54] DOUBLE WALL-MOUNTED TELEPHONE BOOTH

[75] Inventor: **James E. Raynor**, Woodstock, Ga.

[73] Assignee: **Phillips & Brooks/Gladwin, Inc.**,  
Cumming, Ga.

[\*\*] Term: **14 Years**

[21] Appl. No.: **831,299**

[22] Filed: **Feb. 7, 1992**

[52] U.S. Cl. .... **D6/555**

[58] Field of Search ..... **D6/553, 567, 569, 574;**  
**D25/1, 4, 7, 16-18, 35, 56; D20/1, 3, 10, 29, 39,**  
**42**

### [56] **References Cited**

#### **U.S. PATENT DOCUMENTS**

- D. 197,221 12/1963 Dreyfuss ..... D25/4
- D. 250,602 12/1978 Ambrosio et al. .... D25/16
- D. 256,638 9/1980 Olson et al. .... D25/16 X

### OTHER PUBLICATIONS

Kulka Smith Advertisement, "Signs of the Times",  
Apr. 1986. p. 56.

Marketing Sales Co. brochure, Jun. 1970, p. 3 "The  
Early American Telephone Shelf Pair".

*Primary Examiner*—Brian N. Vinson

*Attorney, Agent, or Firm*—Deveau, Colton & Marquis

### [57] **CLAIM**

The ornamental design for a double wall-mounted tele-  
phone booth, as shown and described.

### DESCRIPTION

FIG. 1 is a top, front and left side perspective view of a  
double wall-mounted telephone booth showing my new  
design;


FIG. 2 is a front elevational view thereof;


FIG. 3 is a left side elevational view thereof, the right  
side being a mirror image of that shown;

FIG. 4 is a top plan view thereof; and,

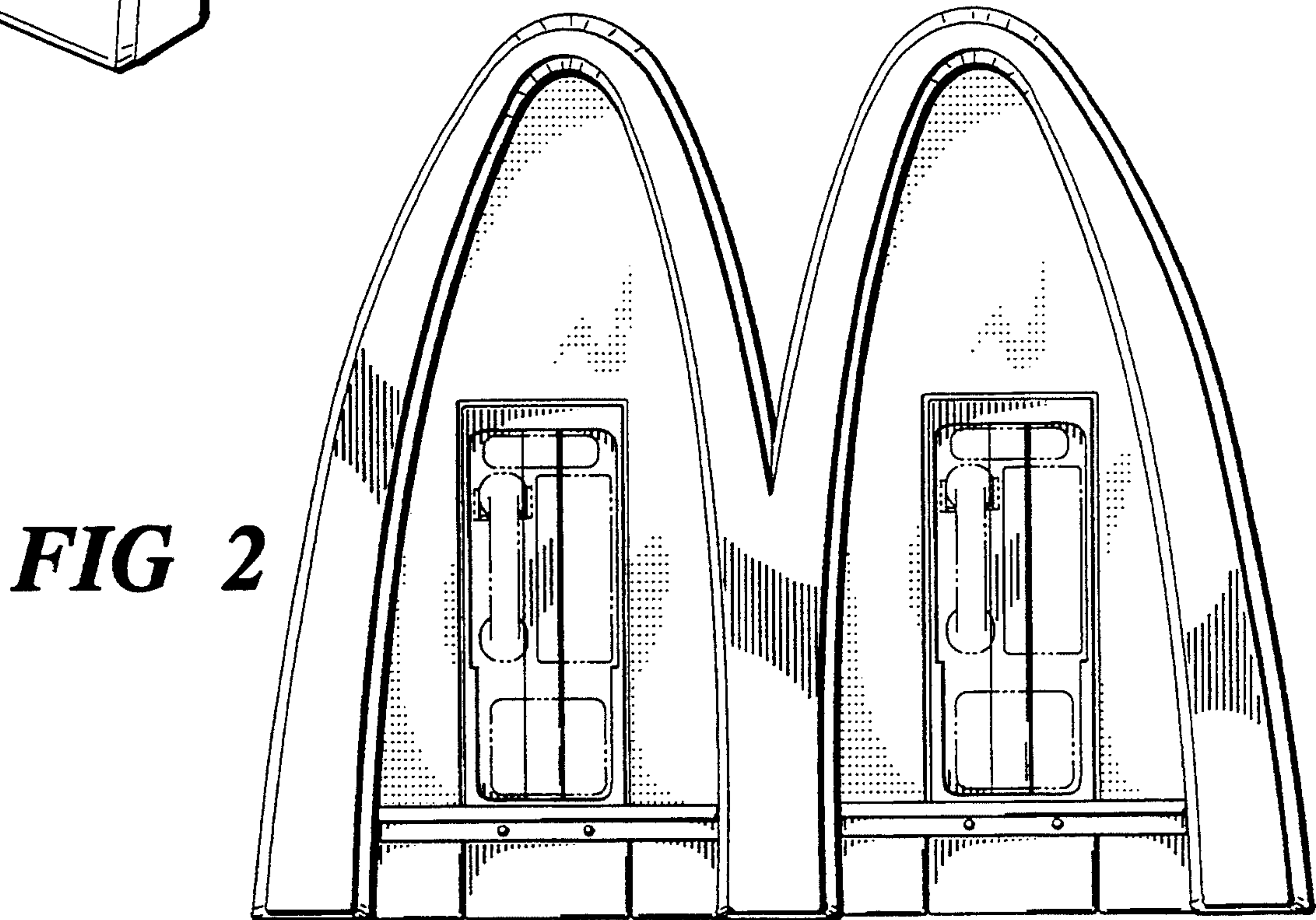
FIG. 5 is a bottom plan view thereof.

The broken-line disclosure of telephone equipment in  
the views is for illustrative purposes only and forms no  
part of the claimed design.






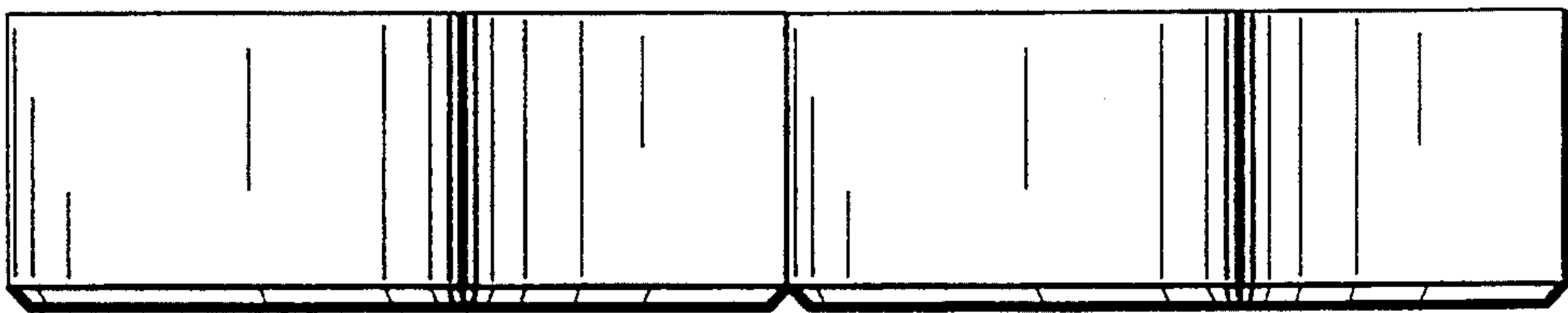
**FIG 1**



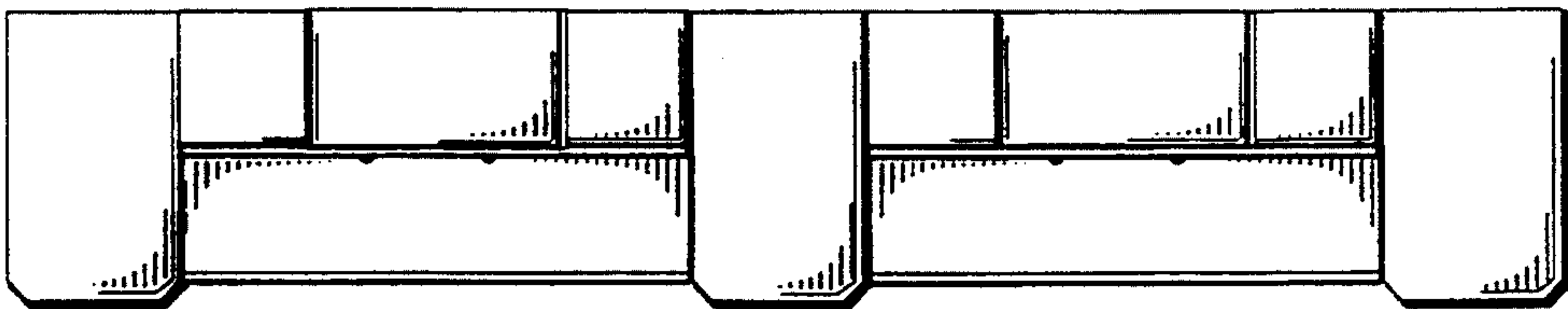
**FIG 2**



**FIG 3**



**FIG 4**



**FIG 5**