



US00D351743S

United States Patent [19]

[11] Patent Number: **Des. 351,743**

Locher

[45] Date of Patent: **** Oct. 25, 1994**

[54] **CHAIR**

D. 318,959 8/1991 Fink D6/373
4,290,645 9/1981 Glickman et al. D6/373 X

[75] Inventor: **Hermann Locher**, Schwanden,
Switzerland

OTHER PUBLICATIONS

[73] Assignee: **Giroflex Entwicklungs AG**, Koblenz,
Switzerland

Design Catalog, Sep. 1976, p. 39, chair at top right.
Lowenstein/0990, Catalist 15, Jun. 1, 1986, p. 38, chair
#117 at bottom right.

[**] Term: **14 Years**

Primary Examiner—Alan P. Douglas
Assistant Examiner—Gary D. Watson
Attorney, Agent, or Firm—Sandler Greenblum &
Bernstein

[21] Appl. No.: **1,286**

[22] Filed: **Nov. 9, 1992**

[30] Foreign Application Priority Data

Jun. 18, 1992 [WO] World Int. Prop. O. ... DM/023 109

[52] U.S. Cl. **D6/373; D6/380**

[58] Field of Search D6/334, 371, 372, 373,
D6/374, 376, 380, 500, 501, 502; 297/445, 447,
448

[57] CLAIM

The ornamental design for a chair, as shown and de-
scribed.

[56] References Cited

U.S. PATENT DOCUMENTS

D. 202,775 11/1965 Rowland D6/373
D. 224,824 9/1972 Buhk D6/373
D. 314,285 2/1991 Favaretto D6/373

DESCRIPTION

FIG. 1 is a front perspective view of a chair, showing
my new design;
FIG. 2 is a front elevational view thereof;
FIG. 3 is a rear elevational view thereof;
FIG. 4 is a top plan view thereof;
FIG. 5 is a bottom plan view thereof;
FIG. 6 is a left side elevational view thereof; and,
FIG. 7 is a right side elevational view thereof.




FIG. 1



Fig - 2

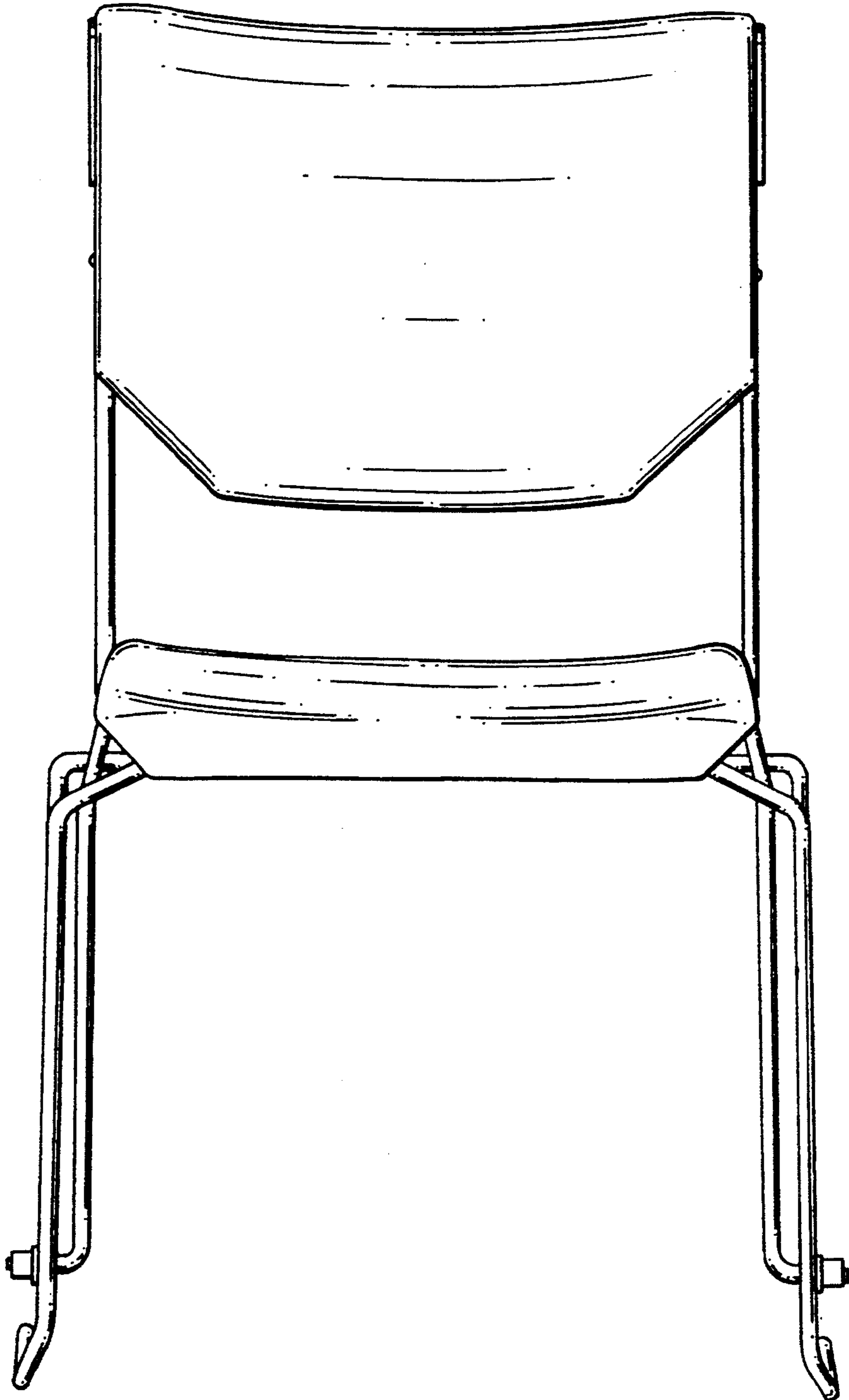


Fig - 3




Fig - 4

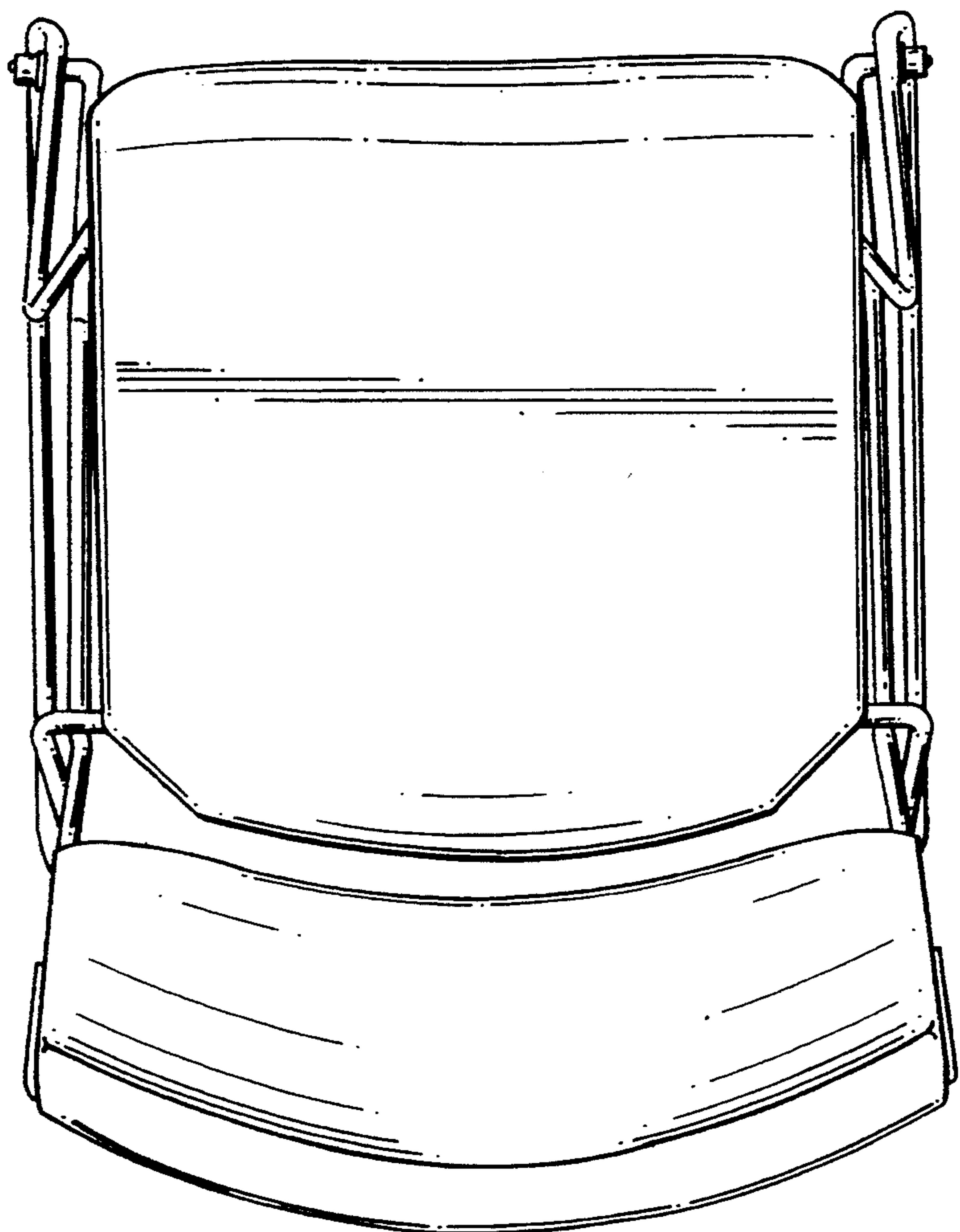


FIG - 5

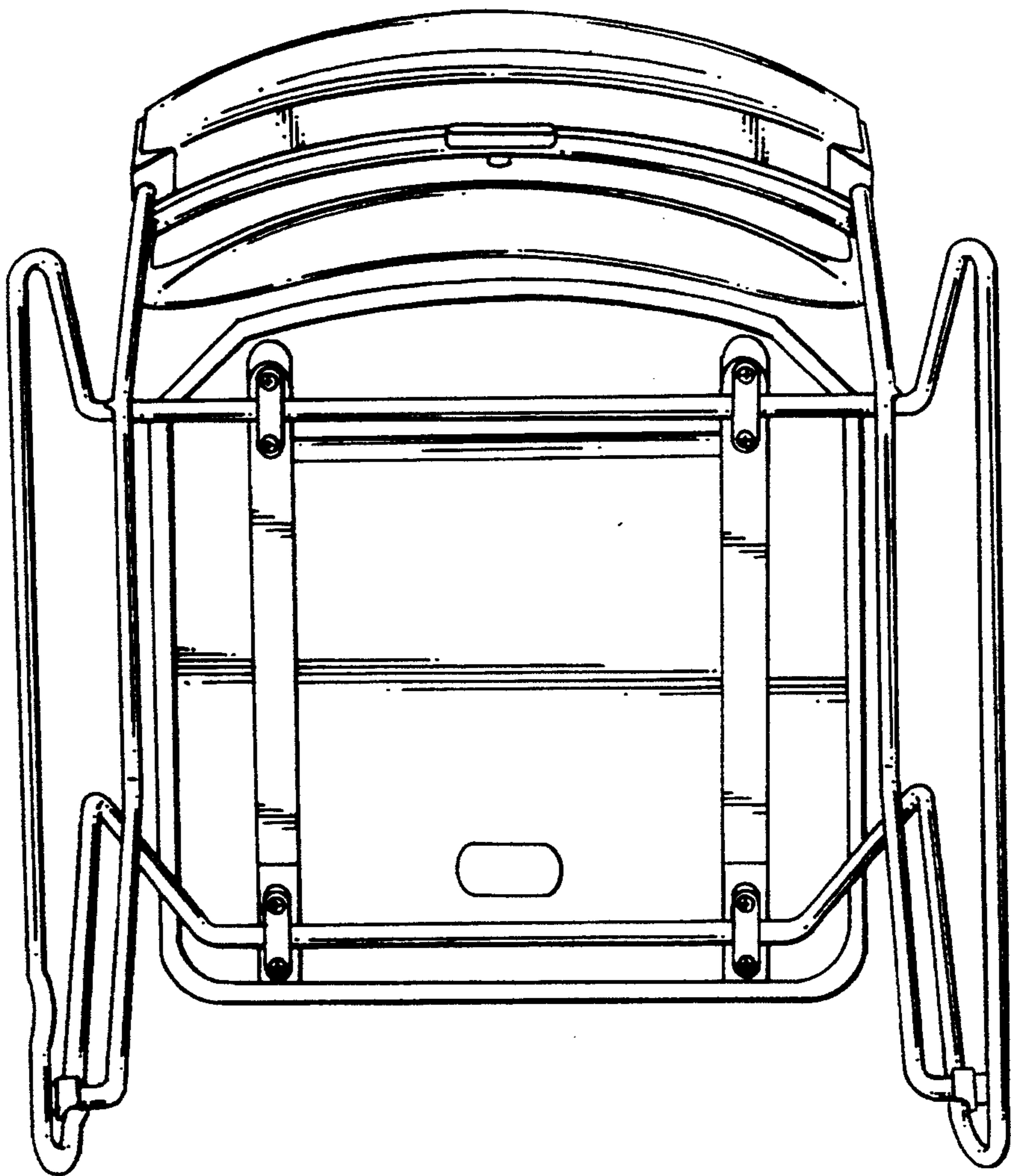


Fig - 6

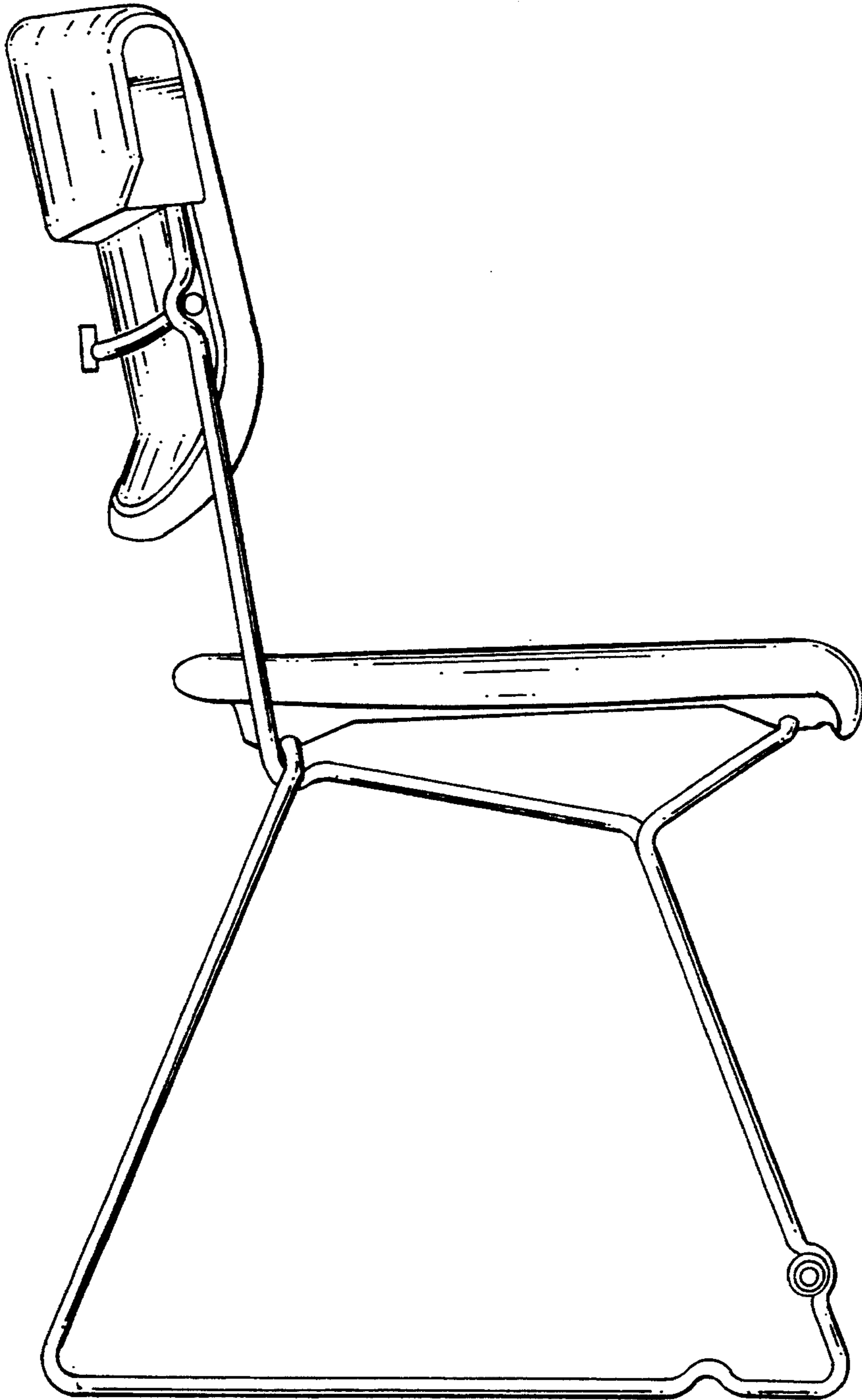


Fig - 7

