



US00D351737S

**United States Patent** [19]  
**Chou**

[11] **Patent Number: Des. 351,737**  
[45] **Date of Patent: \*\* Oct. 25, 1994**

[54] **DECORATIVE MIRROR**

[75] **Inventor: Yu K. Chou, Taoyuan, Taiwan**

[73] **Assignee: Prowood Products, Inc., Taipei Hsien, Taiwan**

[\*\*] **Term: 14 Years**

[21] **Appl. No.: 8,880**

[22] **Filed: May 28, 1993**

[52] **U.S. Cl. .... D6/303; D21/160**

[58] **Field of Search ..... D6/300-304, D6/309-314; 40/152, 152.1, 154, 155, 156, 158.1, 160; D21/160**

[56] **References Cited**

**U.S. PATENT DOCUMENTS**

D. 48,709	3/1919	Conway	.....	D6/304
D. 298,665	11/1988	Bussell	.....	D21/160 X
2,533,978	12/1950	Versosa	.....	40/152
4,258,503	3/1981	Bales	.....	D21/160 X

**OTHER PUBLICATIONS**

G&D A-Apr. 1988, p. 7, duck frame at bottom right.  
Hong Kong Enterprise-May 1985, p. 305, top left #1234G.  
Hong Kong Ent-May 1985, p. 130, bottom duck frame.  
G&D A-p. 170, Jun. 1984, upper right corner.

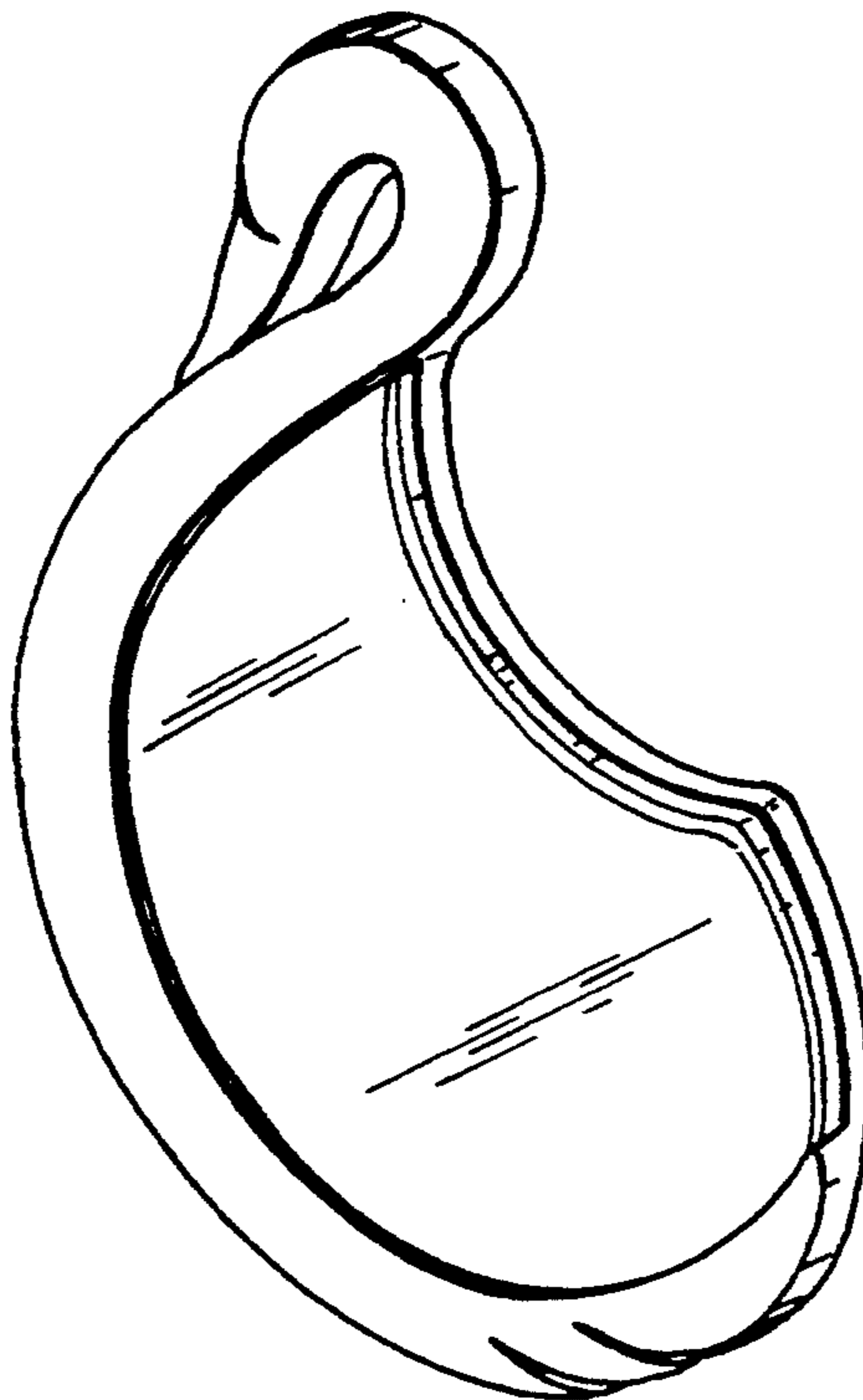
*Primary Examiner*—Janice E. Seeger  
*Attorney, Agent, or Firm*—Bacon & Thomas

[57] **CLAIM**

The ornamental design for a decorative mirror, as shown and described.

**DESCRIPTION**

FIG. 1 is a front elevational view of a decorative mirror showing my new design;  
FIG. 2 is a rear elevational view thereof;  
FIG. 3 is a left side elevational view thereof;  
FIG. 4 is a right side elevational view thereof;  
FIG. 5 is a top plan view thereof;  
FIG. 6 is a bottom plan view thereof; and,  
FIG. 7 is a top, front and right side perspective view thereof.



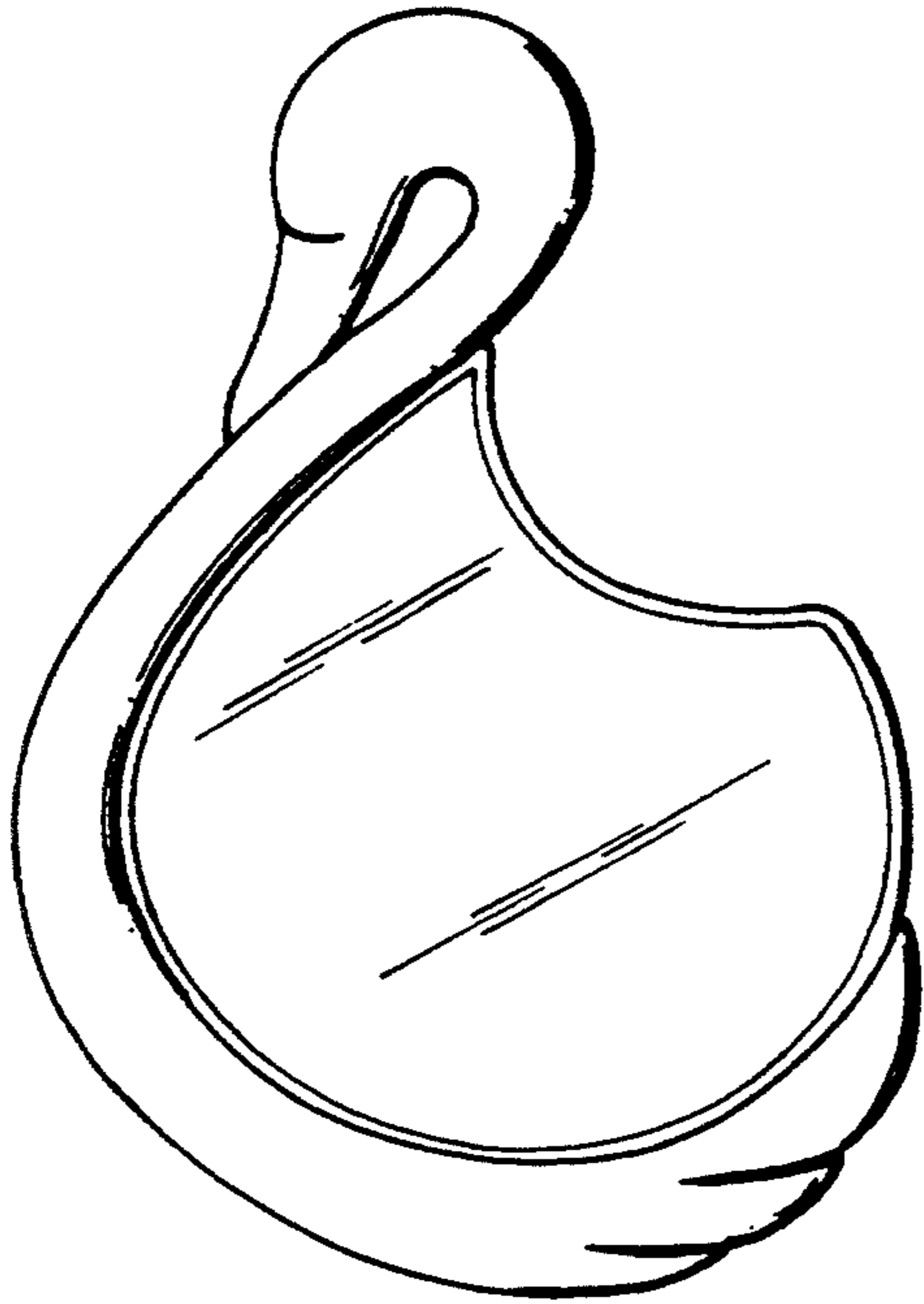


FIG. 1

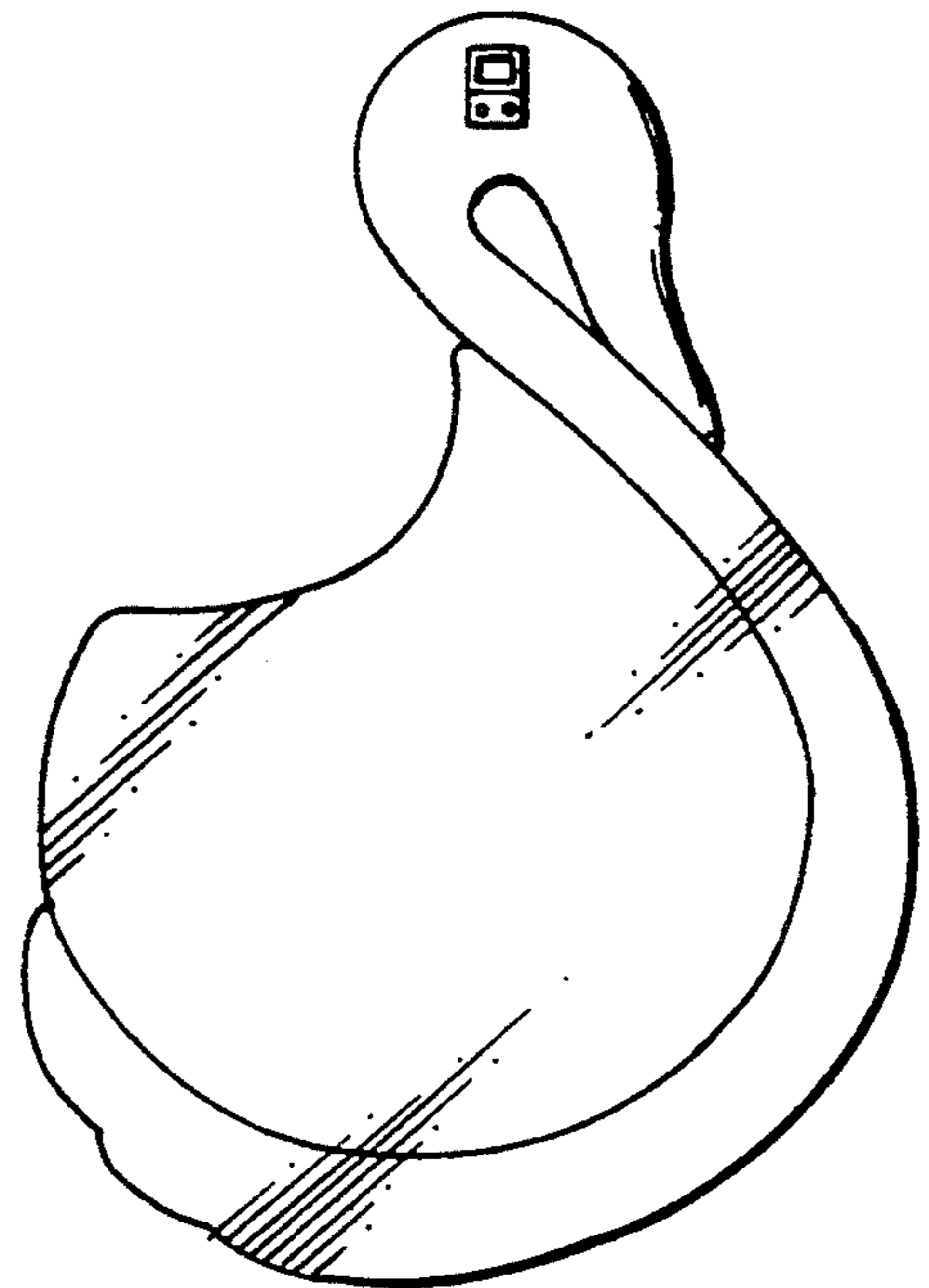


FIG. 2



FIG. 3



FIG. 4



FIG. 5



FIG. 6

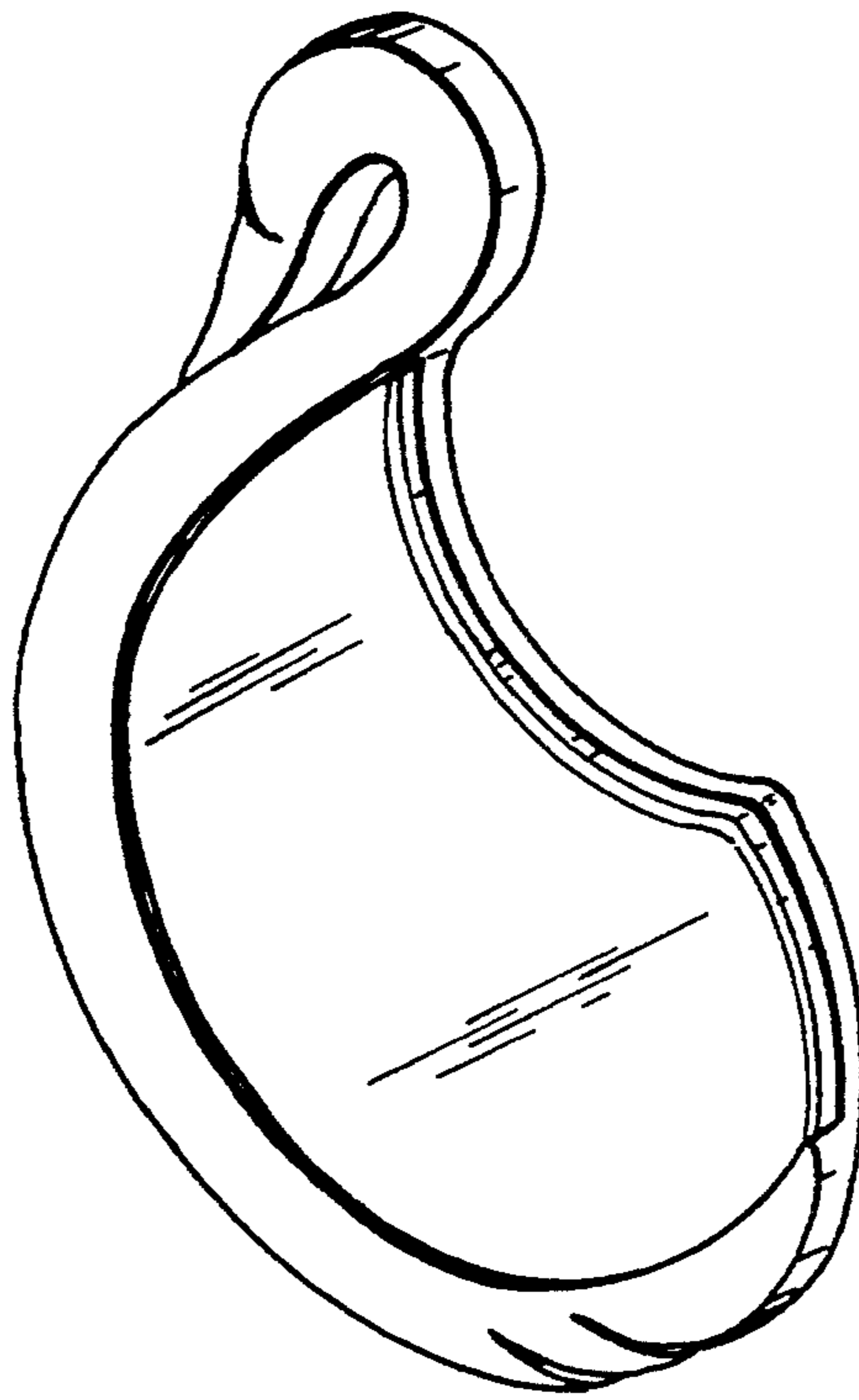


FIG. 7